

## Cascadable Amplifier 5 to 500 MHz

EA53-2

V2

### Features


- HIGH GAIN: 19 dB (TYP.)
- MEDIUM OUTPUT POWER: +11 dBm (TYP.)
- SMALL SIZE: TO-5

### Description

The EA53-2 RF amplifier is a discrete hybrid design, which uses thin film manufacturing processes for accurate performance and high reliability.

This single stage bipolar transistor feedback amplifier design displays impressive performance over a broadband frequency range. The unit is packaged in a TO-5 hermetically sealed, and MIL-STD-883 environmental screening is available.

### Product Image



### Ordering Information

Part Number	Package
EA53-2	TO-5

### Electrical Specifications: $Z_0 = 50\Omega$ , $V_{CC} = +15 V_{DC}$

Parameter	Units	Typical	Guaranteed	
			0° to 50°C	-54° to +85°C
Frequency	MHz	2-600	5-500	5-500
Small Signal Gain (min)	dB	19.0	18.5	17.5
Gain Flatness (max)	dB	±0.2	±0.5	±1.0
Noise Figure (max)	dB	3.6	4.0	4.5
Power Output @ 1 dB Compression (min)	dBm	+11.0	+10.0	+9.0
IP3	dBm	+24		
IP2	dBm	+30		
2nd Order Harmonic IP	dBm	+46		
VSWR Input / Output (max)		1.5:1	2.0:1	2.1:1
DC Current @ 15 Volts (max)	mA	33	37	40

### Absolute Maximum Ratings

Parameter	Absolute Maximum
Storage Temperature	-62°C to +125°C
Case Temperature	+100°C
DC Voltage	+17 V
Continuous Input Power	13 dBm
CW Input power (1 minute max.)	100 mW
Peak Power (3 μsec max.)	0.5 W
"S" Series Burn-In Temperature (case)	+125°C

### Thermal Data: $V_{CC} = +15 V_{DC}$

Parameter	Rating
Thermal Resistance $\theta_{jc}$	45°C/W
Transistor Power Dissipation $P_d$	0.187 W
Junction Temperature Rise Above Case $T_{jc}$	8°C

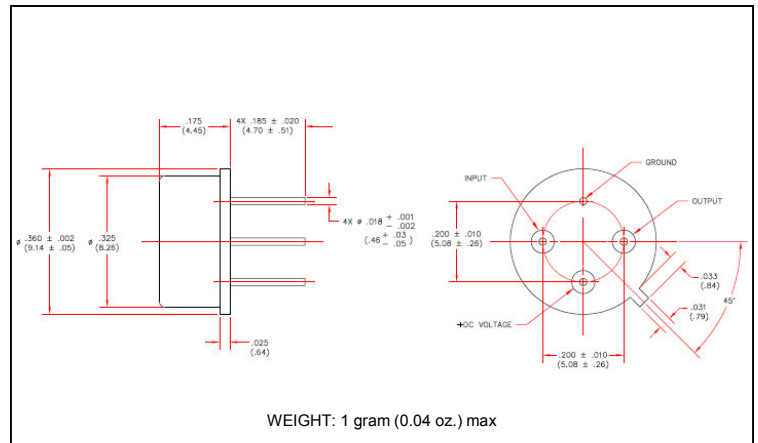
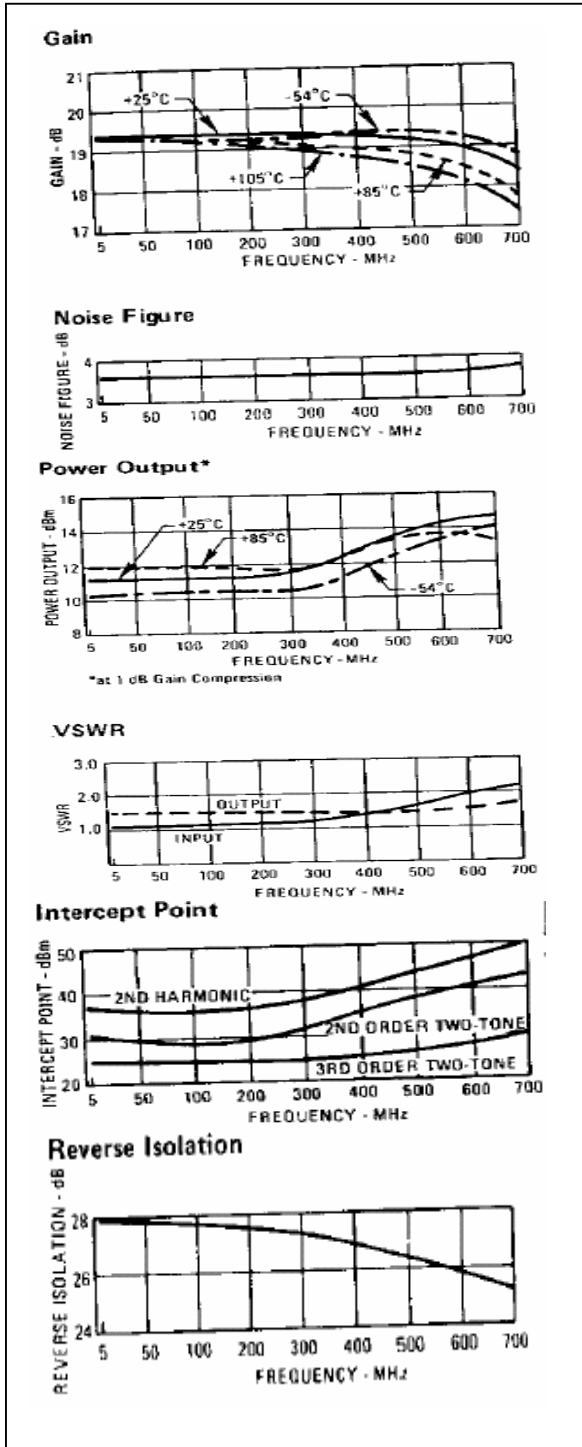
**Cascadable Amplifier  
5 to 500 MHz**

**EA53-2**

V2

**Typical Performance Curves at +25°C**

**Outline Drawing: TO-5 \***



\* Dimensions are inches (millimeters) ±0.015 (0.38) unless otherwise specified.