

Cascadable Amplifier 5 to 500 MHz

EA54-2

V2

Features


- TWO STAGE: 29.5 dB GAIN (TYP.)
- MEDIUM OUTPUT POWER: 9.5 dBm (TYP.)
- EXTRA SMALL SIZE: TO-5 PACKAGE

Description

The EA54-2 RF amplifier is a discrete hybrid design, which uses thin film manufacturing processes for accurate performance and high reliability.

This single stage bipolar transistor feedback amplifier design displays impressive performance over a broadband frequency range. The unit is packaged in a TO-5 hermetically sealed, and MIL-STD-883 environmental screening is available.

Product Image



Ordering Information

Part Number	Package
EA54-2	TO-5

Electrical Specifications: $Z_0 = 50\Omega$, $V_{CC} = +15 V_{DC}$

Parameter	Units	Typical	Guaranteed	
			0° to 50°C	-54° to +85°C
Frequency	MHz	3-600	5-500	5-500
Small Signal Gain (min)	dB	29.5	28.5	27.5
Gain Flatness (max)	dB	±0.4	±0.8	±1.0
Noise Figure (max)	dB	4.5	5.0	5.5
Power Output @ 1 dB Compression (min)	dBm	+9.5	+8.0	+6.0
IP3	dBm	+20		
IP2	dBm	+34		
2nd Order Harmonic IP	dBm	+38		
VSWR Input / Output (max)		1.3:1 / 1.6:1	1.8:1 / 2.0:1	2.0:1 / 2.1:1
DC Current @ 15 Volts (max)	mA	55	59	62

Absolute Maximum Ratings

Parameter	Absolute Maximum
Storage Temperature	-62°C to +125°C
Case Temperature	+100°C
DC Voltage	+17 V
Continuous Input Power	12 dBm
CW Input power (1 minute max.)	100 mW
Peak Power (3 μ sec max.)	0.5 W
"S" Series Burn-In Temperature (case)	+125°C

Thermal Data: $V_{CC} = +15 V_{DC}$

Parameter	Rating
Thermal Resistance θ_{jc}	45°C/W
Transistor Power Dissipation P_d	0.330 W
Junction Temperature Rise Above Case T_{jc}	15°C

Cascadable Amplifier 5 to 500 MHz

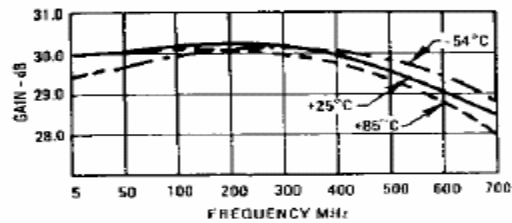
EA54-2

V2

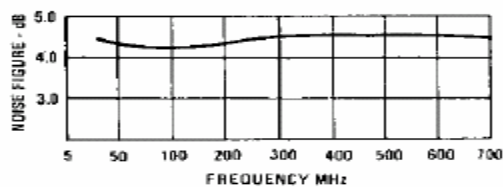
Typical Performance Curves at +25°C

Outline Drawing: TO-5 *

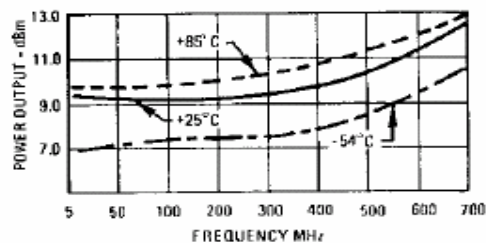
Gain



Noise Figure

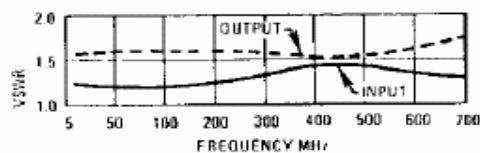


Power Output*

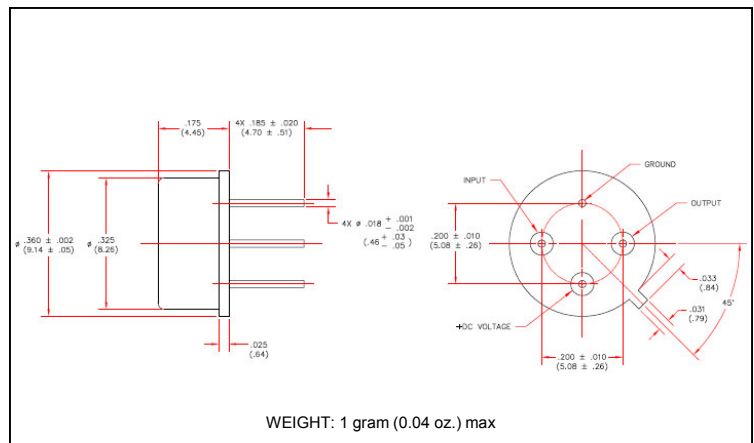
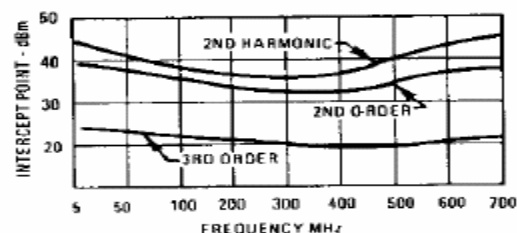


*at 1 dB Gain Compression

VSWR



Intercept Point



* Dimensions are inches (millimeters) ±0.015 (0.38) unless otherwise specified.