

E-Series Surface Mount Mixer
5 – 2500 MHz

ELCM-25MH
V5

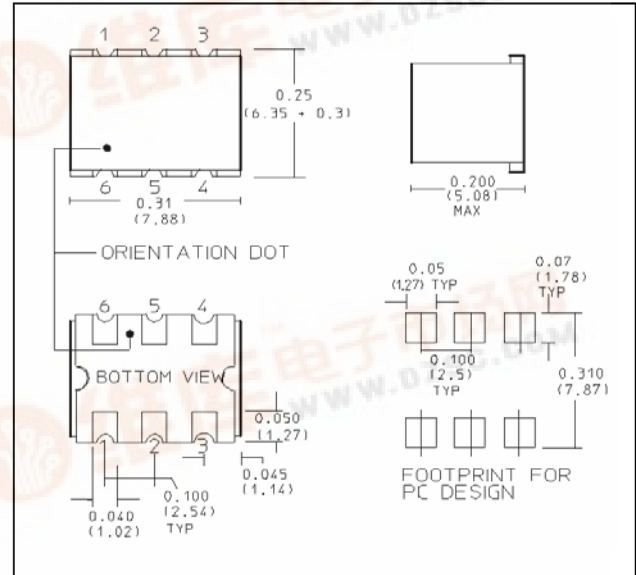
Features

- LO Power +13 dBm
- Up to +9 dBm RF
- Surface Mount
- Tape and reel packaging available

Description

M/A-COM's ELCM-25MH is a Low Cost, Broadband, high performance Double Balanced Mixer designed for use in high volume wireless applications. The device has been optimised by careful selection of the Schottky Diode and Balun Transformer for excellent performance. ELCM-25MH is available in an SM-87 surface mount package and reflows using standard soldering reflow profiles. Parts are packaged in tape & reel.

SM - 87 Package



Electrical Specifications: $T_A = 25^\circ\text{C}$, $Z_0 = 50\Omega$ ¹, LO = +13 dBm

Parameter	Test Conditions	Frequency	Units	Min	Typ	Max
RF Frequency	—	5 - 2500	MHz	—	—	—
LO Frequency	—	5 - 2500	MHz	—	—	—
IF Frequency	—	5 - 1500	MHz	—	—	—
Conversion Loss	—	10 - 1250	dB	—	6.3	8.5
		5 - 2500	dB	—	7.3	9.8
Isolation	LO to RF	5 - 50	dB	28	45	—
		50 - 1250	dB	23	35	—
		1250 - 2500	dB	20	30	—
Isolation	LO to IF	5 - 50	dB	23	40	—
		50 - 1250	dB	20	30	—
		1250 - 2500	dB	17	25	—
VSWR	LO	5 - 1000	—	—	2.32	2.6
		1000 - 2500	—	—	2.67	3.1
VSWR	RF	5 - 1000	—	—	2.8	3.5
		1000 - 2500	—	—	3.8	4.5

Ordering Information

Part Number	Package
ELCM-25MHTR	Tape and Reel (900 piece Reel)

- North America Tel: 800.366.2266 / Fax: 978.366.2266
- Europe Tel: 44.1908.574.200 / Fax: 44.1908.574.300
- Asia/Pacific Tel: 81.44.844.8296 / Fax: 81.44.844.8298



E-Series Surface Mount Mixer
5 – 2500 MHz

ELCM-25MH
V5

Electrical Specifications: $T_A = 25^\circ\text{C}$, $Z_0 = 50\Omega$ ¹, LO = +13 dBm

Parameter	Test Conditions	Frequency	Units	Min	Typ	Max
VSWR	IF	DC - 500	—	—	1.5	1.9
Input 1 dB Compression	—	5 - 2500	dBm	—	—	9
IIP3	—	5 - 50	dBm	22	22	—
		50 - 1250	dBm	19	20	—
		1250 - 2500	dBm	11	13	—

Pin Configuration

Pin No.	Function
1	LO
2	Ground
3	Ground
4	RF
5	IF
6	Ground

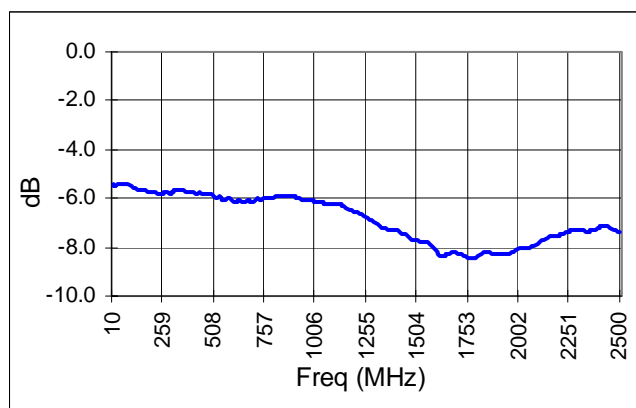
Absolute Maximum Ratings¹

Parameter	Absolute Maximum
RF Power	50 mW
Peak IF Current	40 mA
Operating Temperature	-55°C to +100°C
Storage Temperature	-55°C to +125°C
Pin Temperature (10 seconds)	+260°C

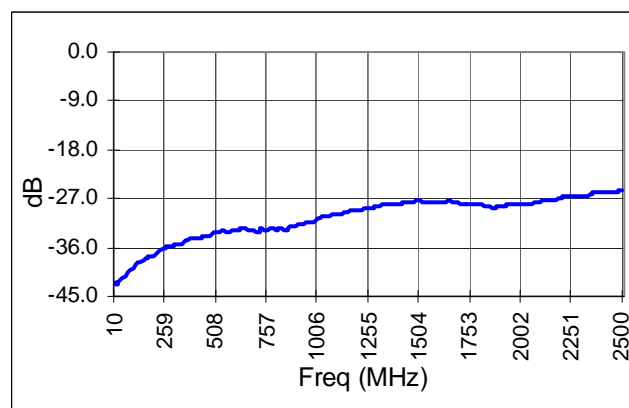
1. Operation of this device above any one of these parameters may cause permanent damage.

Typical Performance Curves

Conversion Loss

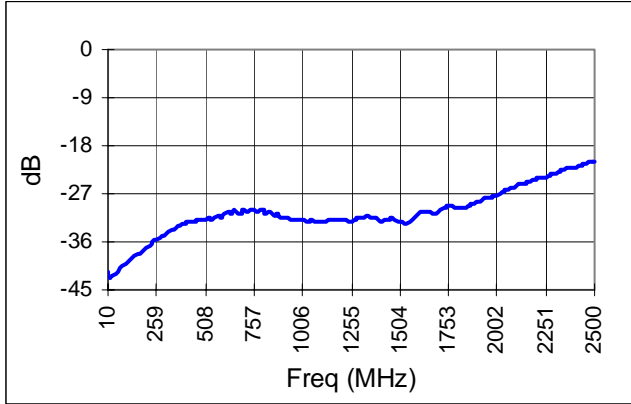


LO - RF Isolation

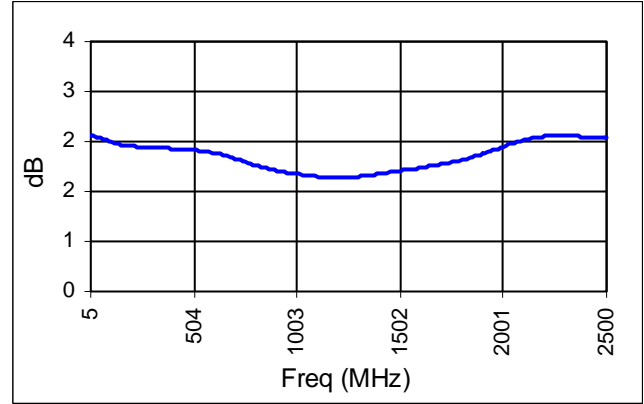


Typical Performance Curves

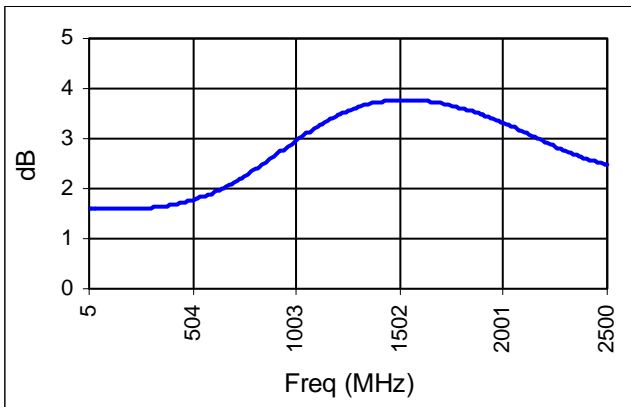
LO - IF Isolation



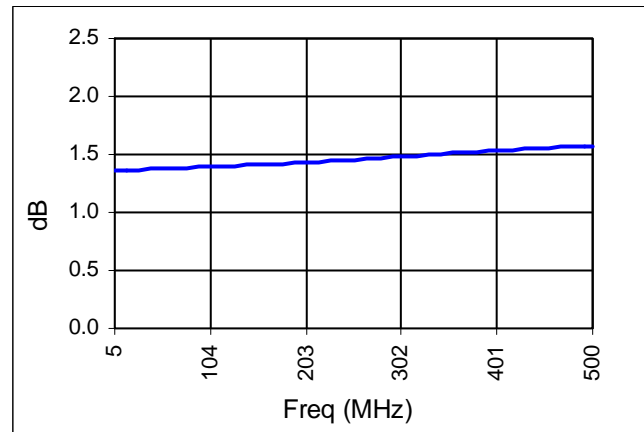
LO VSWR



RF VSWR



IF VSWR



IP3

