


C&K ET Series Sealed Subminiature Toggle Switches

Features/Benefits

- Sealed against solder and cleaning process contaminants
- ESD protection available
- Thru-hole and surface mount models
- Compact size and small footprint save PCB space
- RoHS compliant models available

Typical Applications

- Hand-held telecommunications
- Instrumentation
- Medical equipment



Models Available

Specifications

CONTACT RATING: B contact material: 0.4 VA max. @ 20 V AC or DC max. See page F-32 for additional ratings.

ELECTRICAL LIFE: ETX1 models: 60,000 make-and-break cycles at full load. All other models: 30,000 cycles.

CONTACT RESISTANCE: Below 20 m Ω typ. initial @ 2-4 V DC, 100 mA, for both silver and gold plated contacts.

INSULATION RESISTANCE: 10⁹ Ω min.

ELECTROSTATIC DISCHARGE (ESD) RESISTANT OPTION:
M3 & S3 insulating actuator only: 9,000 V DC min. @ sea level, actuator to terminals. F1 conductive bushing only: Dissipates up to 20,000 V DC from actuator to ground. M3 & S3 actuator and F1 bushing options are not recommended for use together.

DIELECTRIC STRENGTH: 1000 Vrms min. @ sea level.

OPERATING TEMPERATURE: -30°C to 85°C.

SOLDERABILITY: Per MIL-STD-202F method 208D, or EIA RS-186E method 9 (1 hour steam aging).

DEGREE OF PROTECTION: IP57; Protection against harmful dust deposit, full-scale voltage protection, temporary immersion.

PACKAGING: Surface mount switches are shipped in tape and reel packaging, see page G-35 for drawings and reel information.

Materials

CASE & BUSHING: Glass filled nylon 6/6, flame retardant, heat stabilized (UL 94V-0). SA surface mount: High temperature material, glass filled 4/6 nylon, flame retardant, heat stabilized (UL 94V-0). F1 conductive bushing option is impregnated with carbon fibers.

ACTUATOR: M3 & S3 anti-static actuator: Nylon 4/6, black standard (UL 94V-0). All other actuators: Brass, chrome plated. Internal o-ring seal standard with all actuators.

SWITCH SUPPORT: Brass, tin plated.

CONTACTS & TERMINALS: B contact material: Copper alloy, with gold plate over nickel plate. Q contact material: Copper alloy, silver plated. See G-35 for additional contact materials.

TERMINAL SEAL: Epoxy.

NOTE: Any models supplied with Q, B, G, P or R contact material are RoHS compliant and compatible. For the latest information regarding RoHS compliance, please go to: www.itcannon.com/rohs.

NOTE: Specifications and materials listed above are for switches with standard options. For information on specific and custom switches, consult Customer Service Center.

Build-A-Switch

To order, simply select desired option from each category and place in the appropriate box. Available options are shown and described on pages G-31 thru G-35. For additional options not shown in catalog, consult our Customer Service Center. All models are process sealed to withstand machine soldering temperatures and pressure wash cleaning methods.



Switch Function

- ET01 SP, On-None-On
- ET02 SPST, Off-None-On
- ET03 SP, On-Off-On
- ET05 SP, Mom.-Off-Mom.
- ET07 SP, On-Off-Mom.
- ET08 SP, On-None-Mom.
- ET21 DP, On-None-On
- ET23 DP, On-Off-On
- ET24 DP, On-On-On
- ET25 DP, Mom.-Off-Mom.
- ET27 DP, On-Off-Mom.
- ET28 DP, On-None-Mom.

Actuator

- M .240" high
- M3 Plastic, anti-static, .240" high
- S .400" high
- L .320" high
- S1 .540" high

Bushing

- D1 .177" High, Unthreaded
- F1 .177" high, unthreaded, ESD conductive

Terminations

- A Right angle, PC thru-hole
- AV Vertical right angle, PC thru-hole
- C PC Thru-hole
- SA Right angle, surface mount
- SA1 Right angle, surface mount rear-facing
- V3 Vertical mount, V-bracket
- AV3 Vertical right angle, snap-in, PC thru-hole
- V31 Vertical mount, V-bracket, snap-in
- W Wire wrap

Contact Material

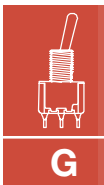
- B Gold
- K Gold, tin-lead
- P Gold, matte tin
- Q Silver
- G Gold over silver
- L Gold over silver, tin-lead
- R Gold over silver, matte-tin

Seal

- E Epoxy

Plastic Actuator Color

- NONE No actuator color
- 2 Black
- 1 White



C&K ET Series Sealed Subminiature Toggle Switches

SWITCH FUNCTION

NO. POLES	MODEL NO.	SWITCH FUNCTION			CONNECTED TERMINALS			SCHEMATIC
		POS. 1	POS. 2	POS. 3	POS. 1	POS. 2	POS. 3	
		C&K marking on opposite side			C&K marking on opposite side			
SP	ET01	ON	NONE	ON	2-3	N/A	2-1	
	ET03	ON	OFF	ON	2-3	OPEN	2-1	
	ET05	MOM.	OFF	MOM.				
	ET07	ON	OFF	MOM.				
	ET08	ON	NONE	MOM.				
	ET02	OFF	NONE	ON	OPEN	N/A	3-1	
<p>SPDT</p> <p>Part number shown: ET01MD1CBE ET02 Models: Omit terminal 2</p> <p>Terminal Nos. For Reference Only</p>								
DP	ET21	ON	NONE	ON	2-3,5-6	N/A	2-1,5-4	
	ET23	ON	OFF	ON	2-3,5-6	OPEN	2-1,5-4	
	ET25	MOM.	OFF	MOM.				
	ET27	ON	OFF	MOM.				
	ET28	ON	NONE	MOM.				
	ET24**	ON	ON	ON	2-3,5-6	2-3,5-4	2-1,5-4	
<p>DPDT</p> <p>Part number shown: ET21MD1CBE</p> <p>Terminal Nos. For Reference Only</p>								

MOM. = Momentary

** Wiring for 3-way switch, see Section O.

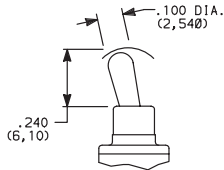
All models with all options (except M3 actuator) when ordered with G, L, R or Q contact material except with F1 conductive bushing.

C&K ET Series Sealed Subminiature Toggle Switches

ACTUATOR

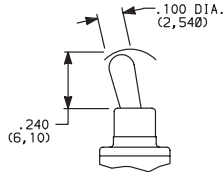
ACTUATOR COLOR

M .240" HIGH



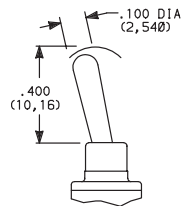
Standard with A, AV, V3 & V31 terminations.

M3 PLASTIC, ANTISTATIC, .240" HIGH



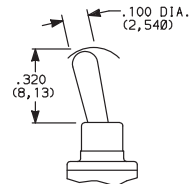
Material: Nylon 4/6 (UL 94V-0), black standard. Static resistance: 9,000 V DC min. @ sea level, actuator to terminals. Not available with F1 conductive bushing option. Not UL approved.

S .400" HIGH

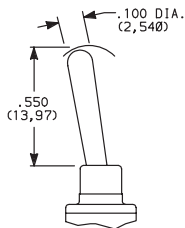


Standard with C or W terminations.

L .320" HIGH



S1 .540" HIGH



OPTION CODE	PLASTIC ACTUATOR COLOR
(NONE)	BLACK (M3 & S3 only)
1	WHITE (M3 & S3 only)

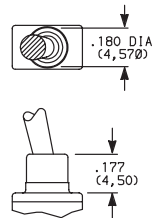
NOTE: All actuators have chrome finish (except M3 & S3).

BUSHING

D1 .177" HIGH, UNTHREADED

F1 ESD, CONDUCTIVE BUSHING UNTHREADED, .177" HIGH

F1 bushing is not UL/CSA approved



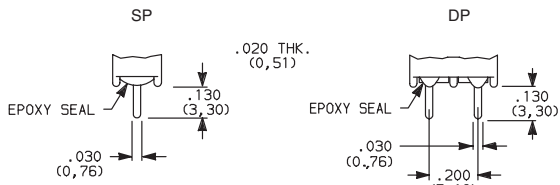
NOTE: ESD protection depends on proper grounding of switch support bracket. F1 conductive bushing option is impregnated with carbon fibers; dissipates electrostatic discharge (ESD) up to 20,000 V from actuator to ground.

Available with all metal actuator options and A, AV, AV3, V3 and V31 termination options only.

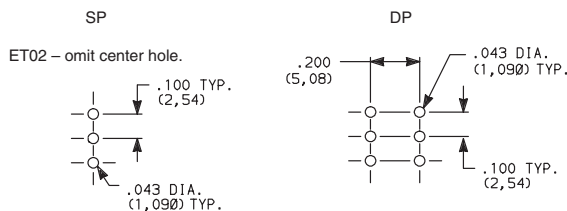
Internal actuator o-ring seal standard.

TERMINATIONS

C PC THRU-HOLE

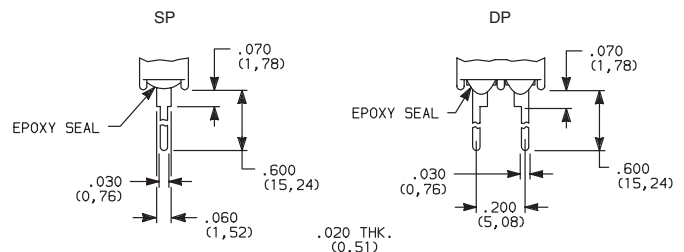


PC MOUNTING



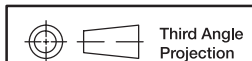
Not available with F1 conductive bushing.

W WIRE WRAP



Not available with F1 conductive bushing.

SP and DP



Dimensions are shown: Inch (mm)
Specifications and dimensions subject to change



G

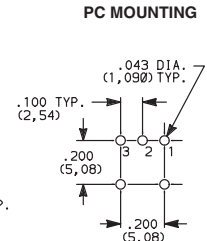
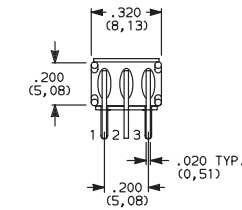
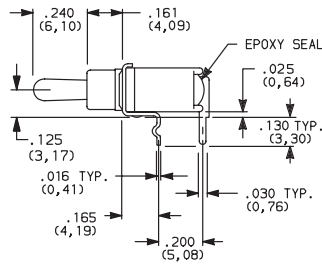
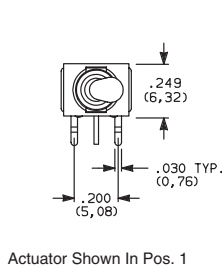
Toggle



C&K ET Series Sealed Subminiature Toggle Switches

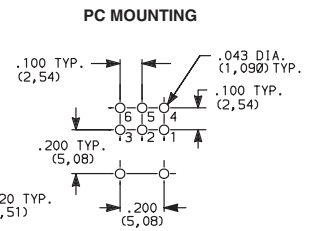
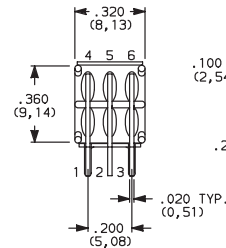
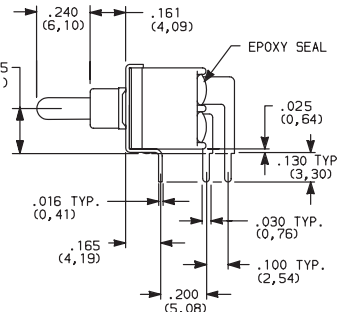
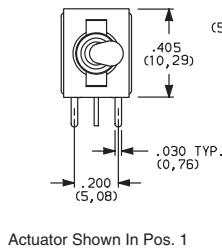
TERMINATIONS

A RIGHT ANGLE, PC THRU-HOLE

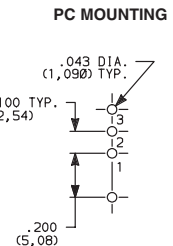
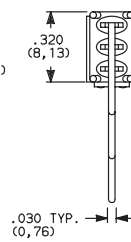
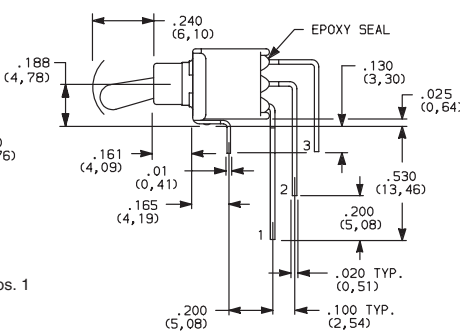
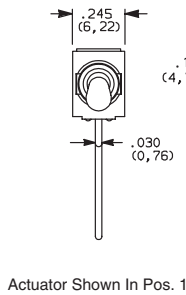



Not available with ET02 model.

A RIGHT ANGLE, PC THRU-HOLE



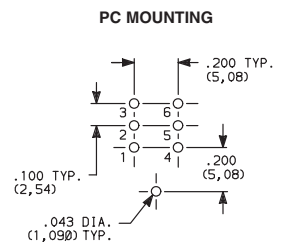
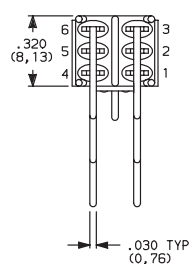
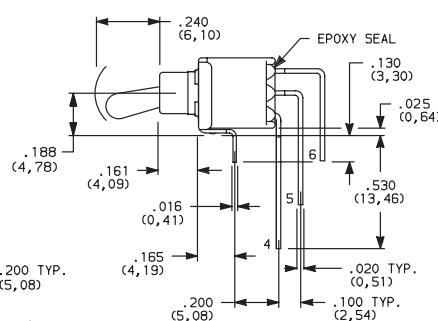
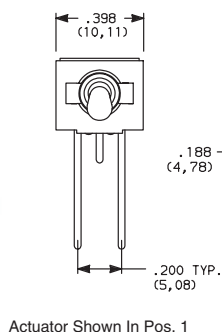

AV VERTICAL RIGHT ANGLE, PC THRU-HOLE



ET02 - omit terminal 2.

NOTE: Terminal bend radii and lead-in manufacturing option.

AV VERTICAL RIGHT ANGLE, PC THRU-HOLE



NOTE: Terminal bend radii and lead-in manufacturing option.



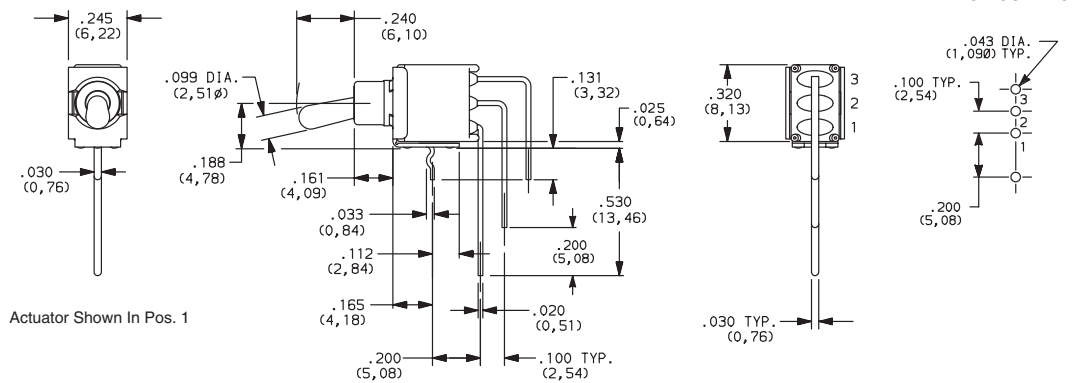
Dimensions are shown: Inch (mm)
Specifications and dimensions subject to change



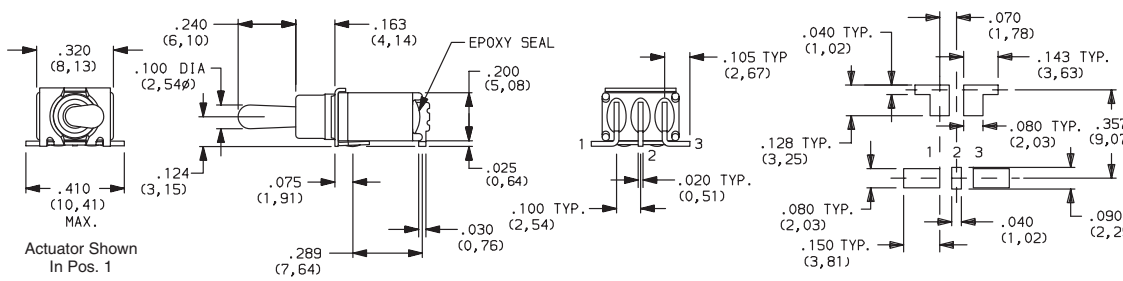
C&K ET Series Sealed Subminiature Toggle Switches

TERMINATIONS

AV3 VERTICAL RIGHT ANGLE, SNAP-IN, PC THRU-HOLE

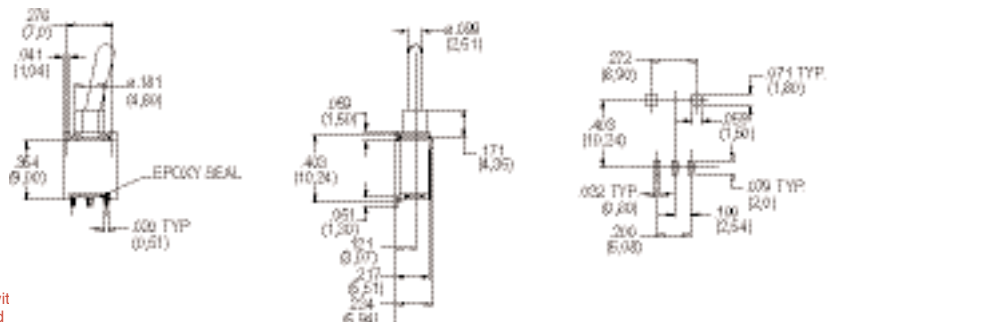


SA RIGHT ANGLE, SURFACE MOUNT



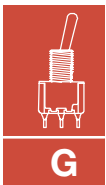
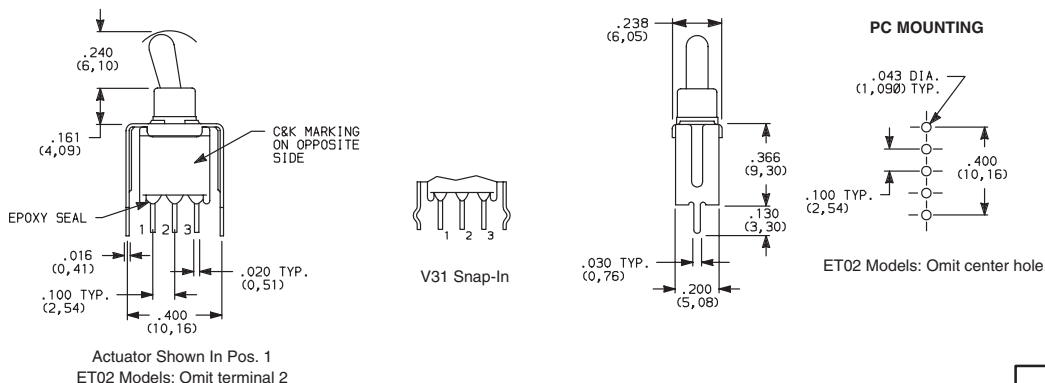
Not available with S and S1 actuators. Standard with tape & reel packaging. See page G-35.

SA1 RIGHT ANGLE, SURFACE MOUNT

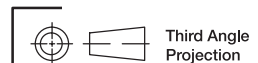


V3 VERTICAL MOUNT, V-BRACKET

V31 VERTICAL MOUNT, V-BRACKET, SNAP-IN



Toggle



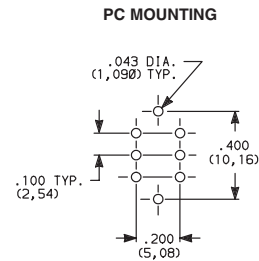
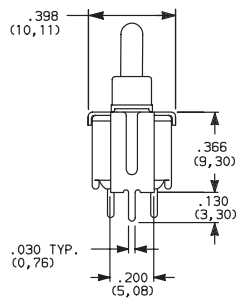
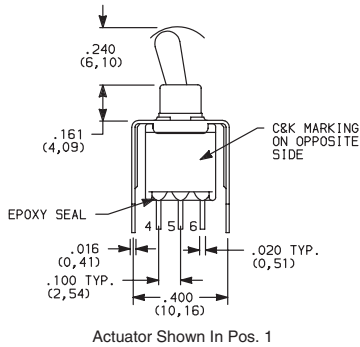
Dimensions are shown: Inch (mm)
Specifications and dimensions subject to change

www.ittecon.com

C&K ET Series Sealed Subminiature Toggle Switches

TERMINATIONS

V3 VERTICAL MOUNT, V-BRACKET



ET21MD1V3BE
DPDT

CONTACT MATERIAL

OPTION CODE	RoHS COMPLIANT	RoHS COMPATIBLE	CONTACT MATERIAL	TERMINAL PLATING	RATINGS	
B	YES	YES	GOLD ¹	GOLD ¹	LOW LEVEL/ DRY CIRCUIT	0.4 VA MAX. @ 20 V AC OR DC MAX.
K	NO	YES		TIN-LEAD ⁶		
P	YES	YES	SILVER ^{4,5}	SILVER ⁵	POWER	ETX1 MODELS: 3 AMPS @ 120 V AC OR 28 V DC. ALL OTHER MODELS: 2 AMPS @ 120 V AC OR 28 V DC.
Q	YES	YES				
G	YES	YES	GOLD OVER SILVER ^{2,3}	GOLD ³	LOW LEVEL/DRY CIRCUIT OR POWER	ETX1 MODELS: 0.4 VA MAX @ 20 V AC OR DC MAX. OR 3 AMPS @ 120 V AC OR 28 V DC. ALL OTHER MODELS: 0.4 VA MAX @ 20 V AC OR DC MAX. OR 2 AMPS @ 120 V AC OR 28 V DC.
L	NO	YES		TIN-LEAD ⁶		
R	YES	YES		MATTE TIN ⁷		

* Note: See Technical Data section of this catalog for RoHS compliant and compatible definitions and specifications.

1 CONTACTS & TERMINALS: Copper alloy, with gold plate over nickel plate.

2 END CONTACTS: Coin silver, with gold plate over nickel plate.

3 CENTER CONTACTS & ALL TERMINALS: Copper alloy, with gold plate over nickel plate.

4 END CONTACTS: Coin silver, silver plated.

5 CENTER CONTACT & ALL TERMINALS: Copper alloy, silver plated.

6 TERMINALS: Copper alloy, with tin-lead alloy over nickel plate.

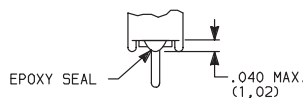
7 TERMINALS: Copper alloy, with matte tin over nickel plate.

NOTE: Any models supplied with Q, B, G, P or R contact material are RoHS compliant. For the latest information regarding RoHS compliance, please go to: www.ittcannon.com/rohs.

All models with all options (except M3 actuator) when ordered with G, L, R or Q contact material except with F1 conductive bushing.

SEAL

E EPOXY SEAL



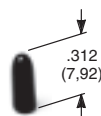
AVAILABLE HARDWARE

Cap

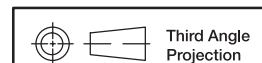
PART NO.

706201000 WHITE
706202000 BLACK
706203000 RED

Material: Vinyl
Finish: Matte



NOTE: Other colors available, consult Customer Service Center.



Dimensions are shown: Inch (mm)
Specifications and dimensions subject to change



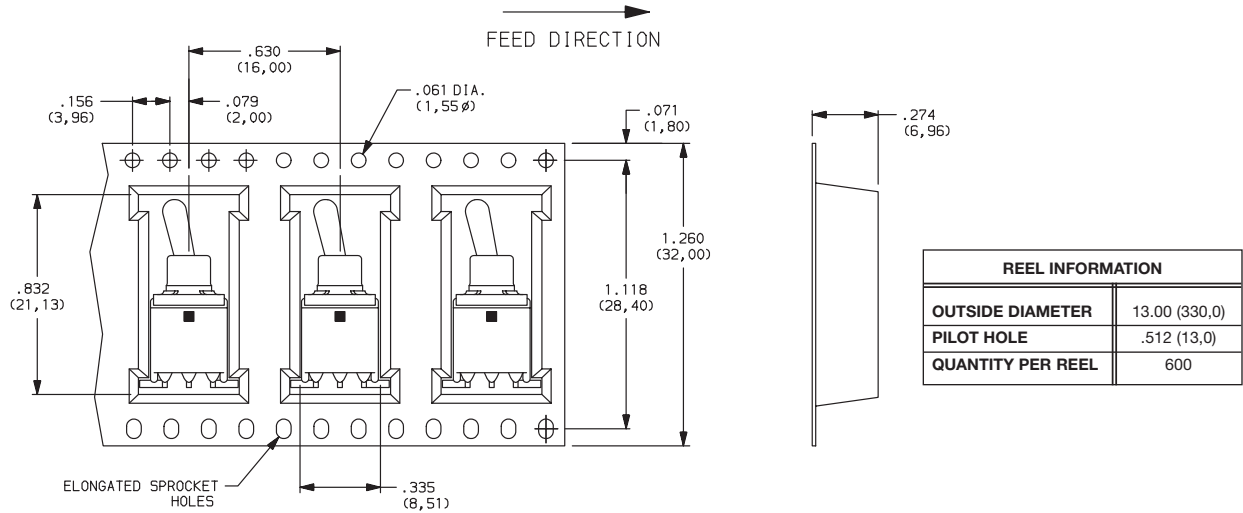
G

Toggle

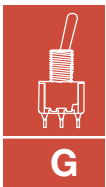
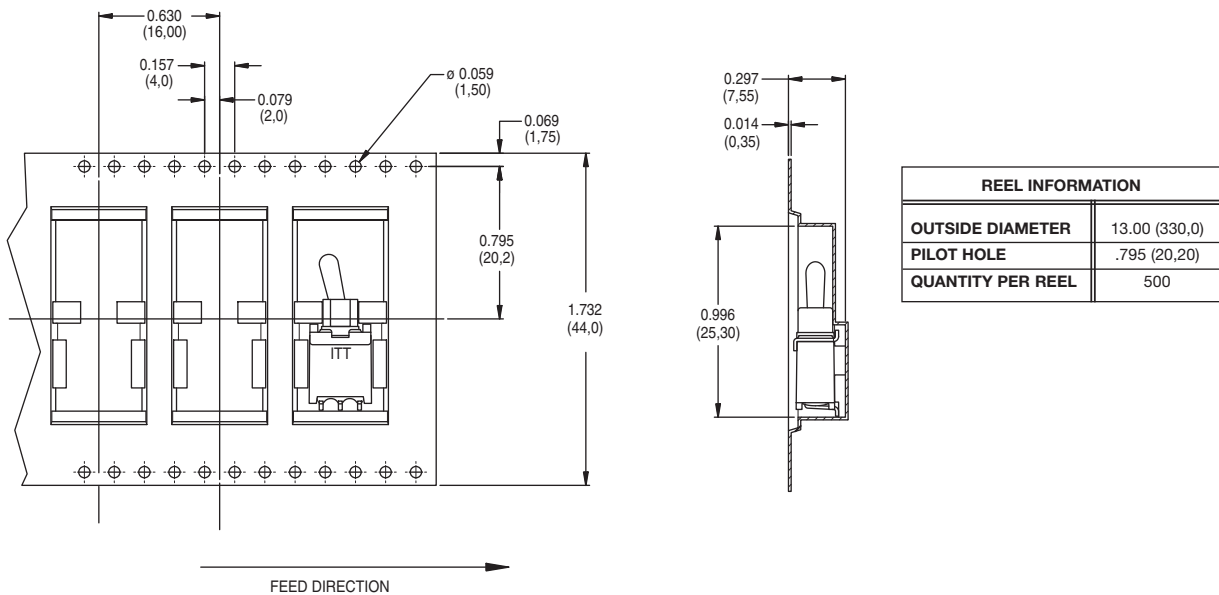
C&K ET Series Sealed Subminiature Toggle Switches

TAPE & REEL

For part number ET01M3D1SAKE



For part number ET01M3D1SA1BE



Toggle



Dimensions are shown: Inch (mm)
Specifications and dimensions subject to change

www.ittron.com