

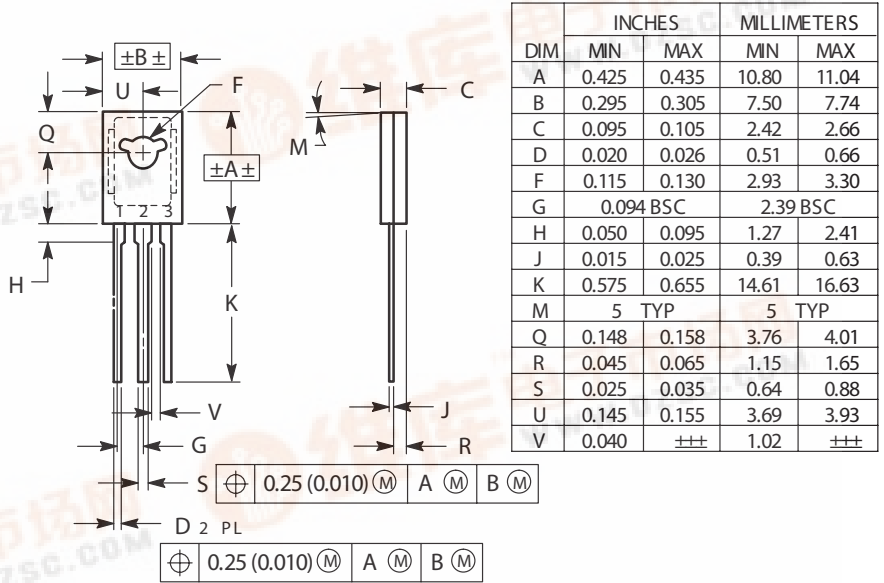


POWER TRANSISTOR E13001

SWITCHING REGULATOR APPLICATION

- High speed switching
- Suitable for switching regulator and motor control
- Case : TO-126 molded plastic body

TO-126



NPN SILICON TRANSISTOR

FEATURES $T_c=25^\circ\text{C}$ unless otherwise specified

Parameter	Symbol	Value	UNIT
Power dissipation	P_{CM}	1.0	W
Collector current	I_{CM}	0.2	A
Operating and storage junction temperature range	T_J, T_{STG}	-55 °C to +150 °C	°C

ELECTRICAL CHARACTERISTICS $T_c=25^\circ\text{C}$ unless otherwise specified

Parameter	Symbol	Test conditions	MIN	MAX	UNIT
Collector-base breakdown voltage	$V_{(BR)CBO}$	$I_C=100\mu\text{A}, I_E=0$	600		V
Collector-emitter breakdown voltage	$V_{(BR)CEO}$	$I_C=1\text{mA}, I_B=0$	400		V
Emitter-base breakdown voltage	$V_{(BR)EBO}$	$I_E=100\mu\text{A}, I_C=0$	7		V
Collector cut-off current	I_{CBO}	$V_{CB}=600\text{V}, I_E=0$		100	μA
Collector cut-off current	I_{CEO}	$V_{CE}=400\text{V}, I_B=0$		200	μA
Emitter cut-off current	I_{EBO}	$V_{EB}=7\text{V}, I_C=0$		100	μA
DC current gain	$h_{FE(1)}$	$V_{CE}=20\text{V}, I_C=20\text{mA}$	10	40	
	$h_{FE(2)}$	$V_{CE}=10\text{V}, I_C=0.25\text{mA}$	5		
Collector-emitter saturation voltage	V_{CEsat}	$I_C=50\text{mA}, I_B=10\text{mA}$		0.5	V
Base-emitter saturation voltage	V_{BEsat}	$I_C=50\text{mA}, I_B=10\text{mA}$		1.2	V
Base-emitter voltage	V_{BE}	$I_E=100\text{mA}$		1.1	V
Transition frequency	f_T	$V_{CE}=20\text{V}, I_C=20\text{mA}$ $f=1\text{MHz}$	8		MHz
Fall time	t_f	$I_C=50\text{mA}, I_{B1}=-I_{B2}=5\text{mA}$		0.3	μS



RATINGS AND CHARACTERISTIC CURVES E13001

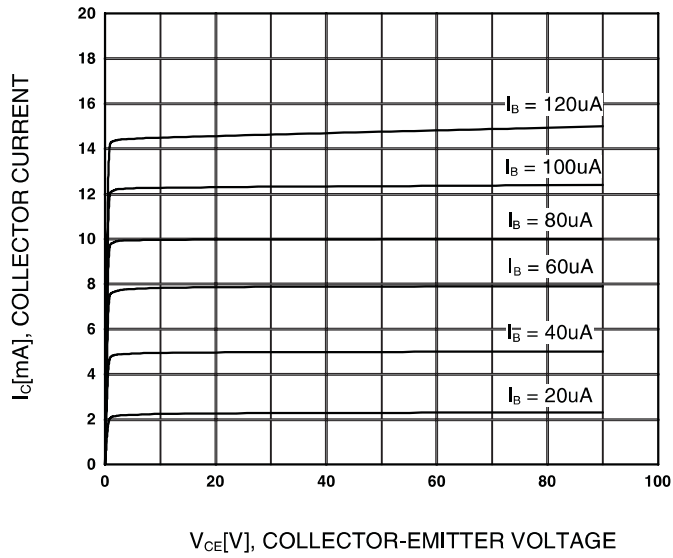


Figure 1. Static Characteristic

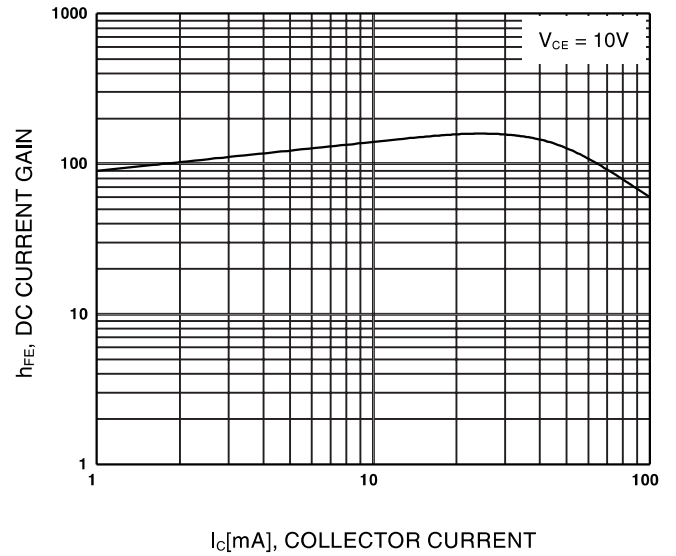


Figure 2. DC current Gain

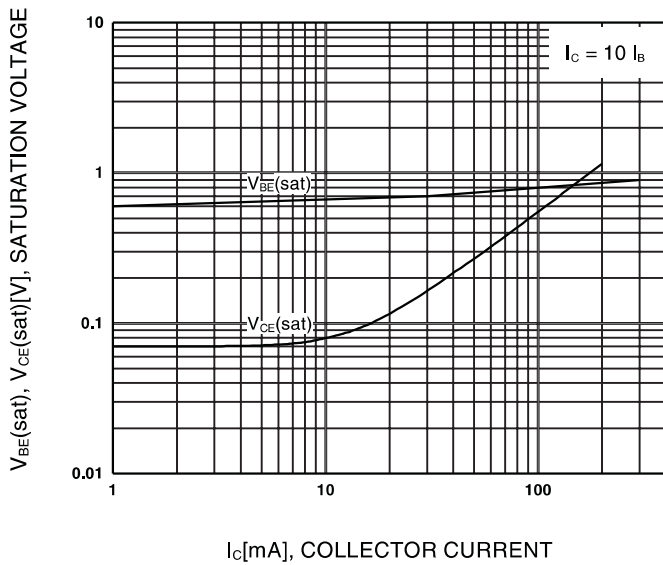


Figure 3. Base-Emitter Saturation Voltage
Collector-Emitter Saturation Voltage

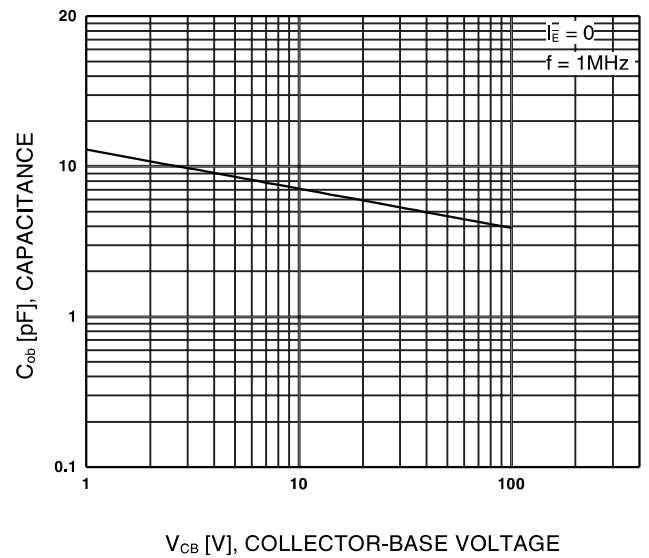


Figure 4. Collector Output Capacitance