



查询FDB3500供应商

DIOTEC ELECTRONICS CORP.
18020 Hobart Blvd., Unit B
Gardena, CA 90248 U.S.A
Tel.: (310) 767-1052 Fax: (310) 767-7958

捷多邦, 专业PCB打样工厂, 24小时加急出货

Data Sheet No. FRDB-3500-1B

35 AMP FAST RECOVERY BRIDGE RECTIFIERS

FEATURES

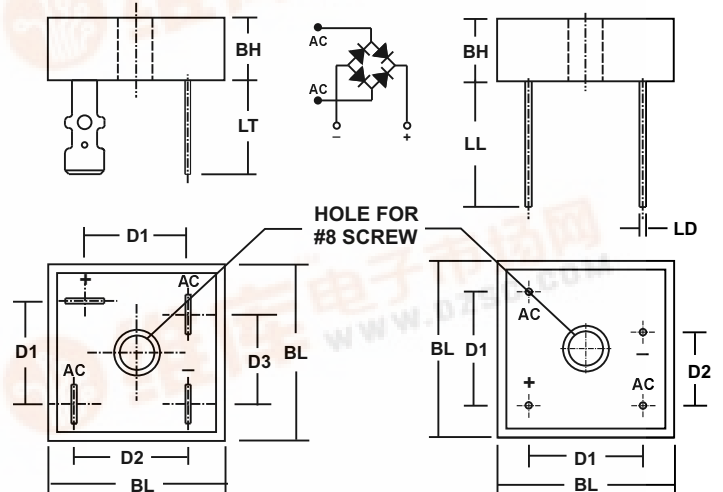
- PRV Ratings from 50 to 1000 Volts
- Surge overload rating to 500 Amps peak
- Reliable low cost molded plastic construction
- Ideal for printed circuit board applications
- Fast switching for high efficiency
- **UL RECOGNIZED - FILE #E124962**
- **RoHS COMPLIANT**

MECHANICAL DATA

- Case: Metal (Potting epoxy carries U/L flammability Rating 94V-0)
- Terminals: Round silver plated copper pins or fast-on terminals
- Soldering: Per MIL-STD 202 Method 208 guaranteed
- Polarity: Marked on side of case
- Mounting Position: Any. Through hole for #8 screw.
Max. mounting torque = 20 in-lb.
- Weight: Fast-on Terminals - 1.1 Ounces (31.6 Grams)
Wire Leads - 0.95 Ounce (28.5 Grams)

MECHANICAL SPECIFICATION

SERIES FDB3500 - FDB3510



SYM	MILLIMETERS		INCHES	
	MIN	MAX	MIN	MAX
BL	28.4	28.7	1.12	1.13
BH	11.0	11.2	0.43	0.44
D1	15.7	16.7	0.62	0.66
D2	17.5	18.5	0.69	0.73
D3	13.5	14.5	0.53	0.57
LT	n/a	14.2	n/a	0.56

Suffix "T" indicates FAST-ON TERMINALS

SYM	MILLIMETERS		INCHES	
	MIN	MAX	MIN	MAX
BL	28.4	28.7	1.12	1.13
BH	11.0	11.2	0.43	0.44
D1	17.5	18.5	0.69	0.73
D2	10.9	11.9	0.43	0.47
LL	20.6	n/a	0.81	n/a
LD	1.0	1.1	0.039	0.042


Suffix "W" indicates WIRE LEADS

MAXIMUM RATINGS & ELECTRICAL CHARACTERISTICS

Ratings at 25 °C ambient temperature unless otherwise specified.
Single phase, half wave, 60Hz, resistive or inductive load.
For capacitive loads, derate current by 20%.

PARAMETER (TEST CONDITIONS)	SYMBOL	RATINGS							UNITS
		FDB 3500	FDB 3501	FDB 3502	FDB 3504	FDB 3506	FDB 3508	FDB 3510	
Series Number									
Maximum DC Blocking Voltage	V _{RM}	50	100	200	400	600	800	1000	VOLTS
Maximum RMS Voltage	V _{RMS}	35	70	140	280	420	560	700	
Maximum Peak Recurrent Reverse Voltage	V _{RRM}	50	100	200	400	600	800	1000	
Average Forward Rectified Current @ T _c = 75 °C	I _O	35							AMPS
Peak Forward Surge Current (8.3mS single half sine wave superimposed on rated load) T _J = 125° C	I _{FSM}	500							
Maximum Forward Voltage (Per Bridge Element) at 17.5 Amps DC	V _{FM}	1.3							VOLTS
Maximum Average DC Reverse Current at Rated DC Blocking Voltage (Per Bridge Element-Note 2)	I _{RM}	10 1							A mA
Maximum Reverse Recovery Time (Note 1)	T _{RR}	200		300		500		nS	
Typical Thermal Resistance, Junction to Case (Note 2)	R _{θJC}	1.6							°C/W
Junction Temperature Range	T _J	-55 to +135							°C
Storage Temperature Range	T _{STG}	-55 to +135							

NOTES: (1) T_J=25°C, I_F=0.5A, I_R=1A, I_{RR}=0.25A
(2) Bridge mounted on an 9" x 3" x 4.6" thick (22.9cm x 7.6cm x 11.7cm) finned aluminum plate



35 AMP FAST RECOVERY BRIDGE RECTIFIERS

RATING & CHARACTERISTIC CURVES FOR SERIES FDB3500 - FDB3510

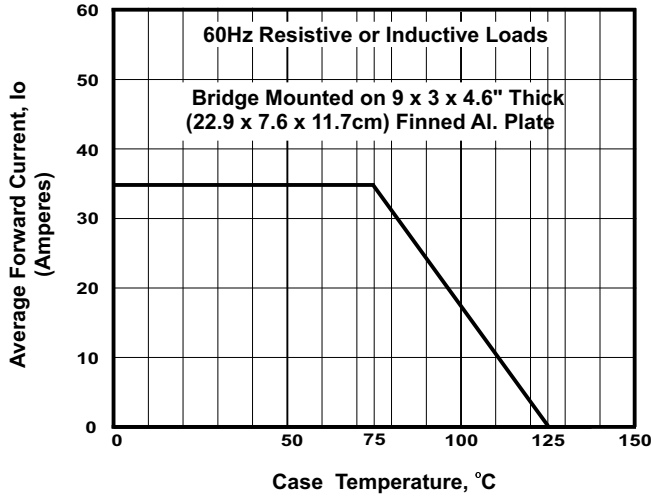


FIGURE 1. FORWARD CURRENT DERATING CURVE

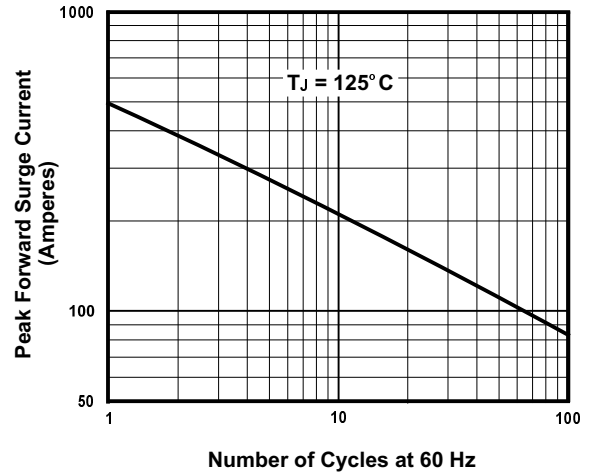


FIGURE 2. MAXIMUM NON-REPETITIVE SURGE CURRENT

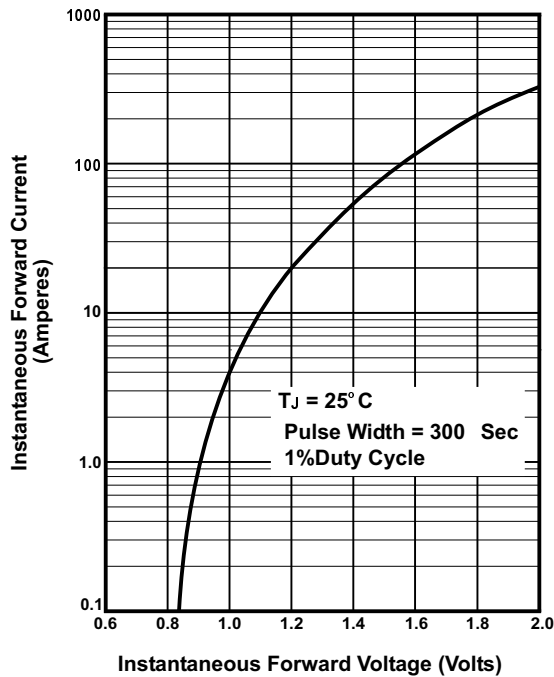


FIGURE 3. TYPICAL FORWARD CHARACTERISTIC PER DIODE

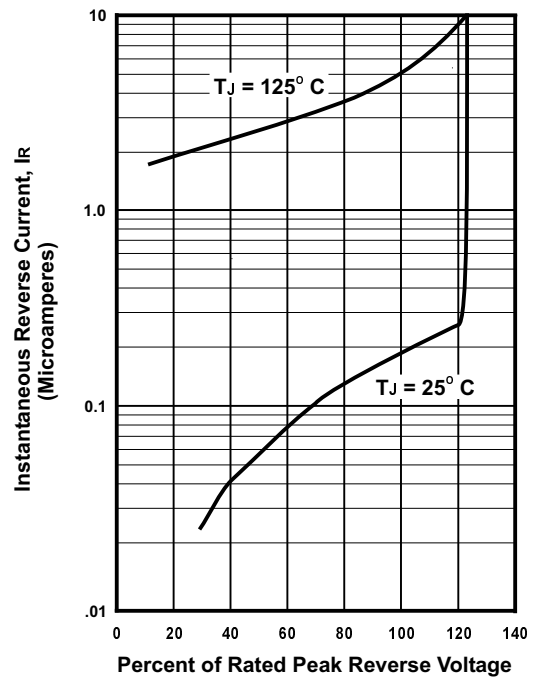


FIGURE 4. TYPICAL REVERSE CHARACTERISTICS