

DIODE MODULE (F.R.D.)

FRS400CA120

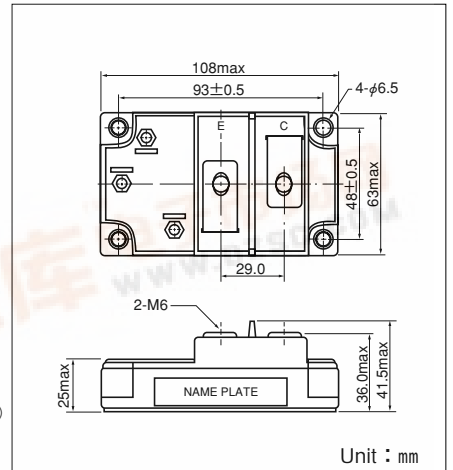
UL:E76102 (M)

FRS400CA120 is a high speed (fast recovery) isolated diode module designed for high power switching application. FRS400CA120 is suitable for high frequency application requiring low loss and high speed control.

- High Speed $t_{rr} \leq 400\text{ns}$
- $I_F (AV)$ 400A
- Isolated Mounting base.
- High Surge Capability

(Applications)

Inverter Welding Power Supply
Power Supply for Telecommunication
Various Switching Power Supply.



Unit : mm

Maximum Ratings

($T_j = 25^\circ\text{C}$ unless otherwise specified)

Symbol	Item	Ratings		Unit
		FRS400CA120		
V_{RRM}	Repetitive Peak Reverse Voltage	1200		V
$V_R(DC)$	D.C. Reverse Voltage	960		V

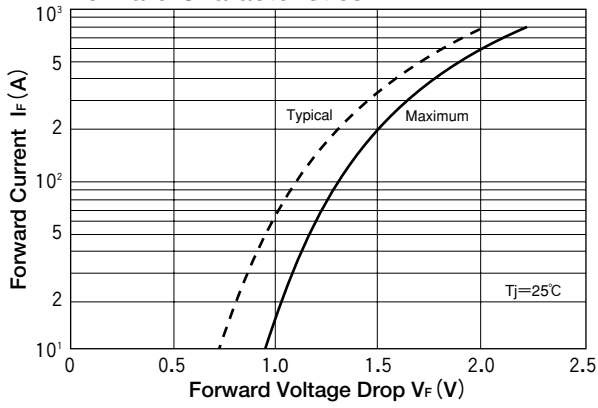
Symbol	Item	Conditions	Ratings	Unit	
$I_F(AV)$	Forward Current	D.C. $T_c : 78^\circ\text{C}$	400	A	
I_{FMS}	Surge Forward Current	$1/2$ cycle, 60Hz, peak value, non-repetitive	4000	A	
I^2t	I^2t	Value for one cycle of surge current	66640	A^2S	
T_j	Operating Junction Temperature		-40 to $+150$	$^\circ\text{C}$	
T_{stg}	Storage Temperature		-40 to $+125$	$^\circ\text{C}$	
V_{iso}	Isolation Breakdown Voltage (R.M.S.)	A.C. 1 minute	2500	V	
	Mounting Torque	Mounting(M6)	Recommended Value 2.5-3.9 (25-40)	4.7 (48)	N·m ($\text{kgf}\cdot\text{cm}$)
		Terminal (M6)	Recommended Value 2.5-3.9 (25-40)	4.7 (48)	
	Mass	Typical Value	460	g	

Electrical Characteristics

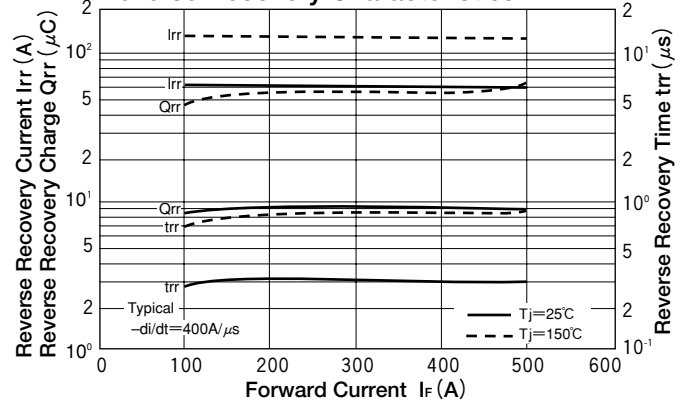
Symbol	Item	Conditions	Ratings			Unit
			Min.	Typ.	Max.	
I_{RRM}	Repetitive Peak Reverse Current	$V_R = V_{RRM}, T_j = 150^\circ\text{C}$			20	mA
V_{FM}	Forward Voltage Drop	$I_F = 400\text{A}$, Inst. measurement			1.8	V
t_{rr}	Reverse Recovery Time	$I_F = 400\text{A}, -di/dt = 400\text{A}/\mu\text{s}$			400	ns
$R_{th(j-c)}$	Thermal Impedance	Junction to case			0.1	$^\circ\text{C}/\text{W}$



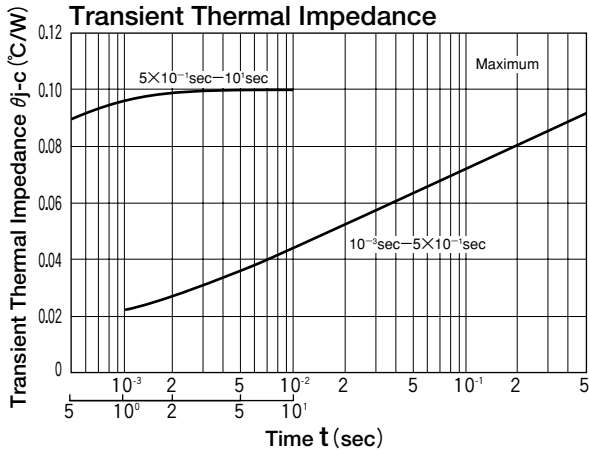
Forward Characteristics



Reverse Recovery Characteristics



Transient Thermal Impedance



Reverse Recovery Characteristics

