



Transys
Electronics
LIMITED

**FST20020
THRU
FST20045**

SCHOTTKY DIODES MODULE TYPE 200A

Features

High Surge Capability
Types Up to 45V V_{RRM}

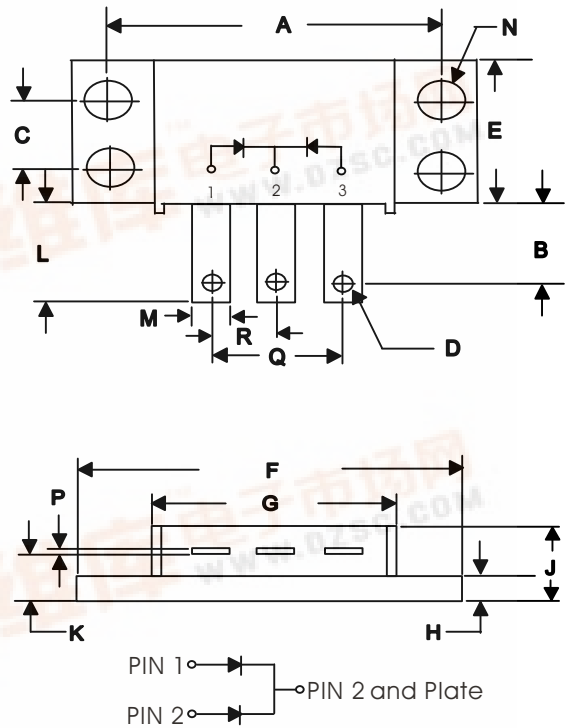
**200Amp Rectifier
20-45 Volts**

Maximum Ratings

Operating Temperature: -40°C to $+175^{\circ}\text{C}$
Storage Temperature: -40°C to $+175^{\circ}\text{C}$

Part Number	Maximum Recurrent Peak Reverse Voltage	Maximum RMS Voltage	Maximum DC Blocking Voltage
FST20020	20V	14V	20V
FST20035	35V	25V	35V
FST20040	40V	28V	40V
FST20045	45V	32V	45V

**POWER MOD
TO-249AB**



Electrical Characteristics @ 25 °C Unless Otherwise Specified

Average Forward Current (Per Pkg)	$I_{F(AV)}$	200A	$T_C = 126^{\circ}\text{C}$
Peak Forward Surge Current (Per leg)	I_{FSM}	1500A	8.3ms, half sine
Maximum Instantaneous Forward Voltage (Per leg) NOTE (1)	V_F	0.70V	$I_{FM} = 100\text{A};$ $T_J = 25^{\circ}\text{C}$
Maximum Instantaneous Reverse Current At Rated DC Blocking Voltage (Per leg) NOTE (1)	I_R	4 mA 600 mA	$T_J = 25^{\circ}\text{C}$ $T_J = 125^{\circ}\text{C}$
Maximum Thermal Resistance Junction To Case	$R_{\theta jc}$	1.0°C/W	

NOTE :

(1) Pulse Test: Pulse Width 300 usec, Duty Cycle < 2%

DIM	DIMENSIONS				NOTE
	INCHES		MM		
A	1.995	2.005	50.67	50.93	
B	.300	.325	7.62	8.26	
C	.495	.505	12.57	12.83	
D	.182	.192	4.62	4.88	\emptyset
E	.990	1.010	25.15	26.65	
F	2.390	2.410	60.71	61.21	
G	1.495	1.525	37.90	38.70	
H	.114	.122	2.90	3.10	
J	----	0.420	----	10.67	
K	.240	.260	6.10	6.60	
L	.490	.510	12.45	12.95	
M	.330	.350	8.38	8.90	
N	.175	.195	4.45	4.95	\emptyset
P	.035	.045	0.89	1.14	
R	.445	.455	11.30	11.56	
Q	.890	.910	22.61	23.11	



Figure .1-Typical Forward Characteristics

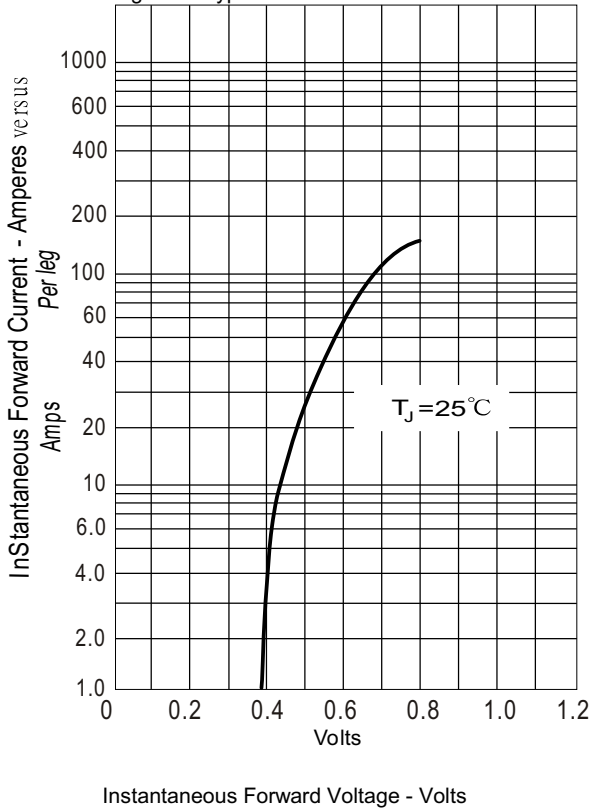


Figure .2-Forward Derating Curve

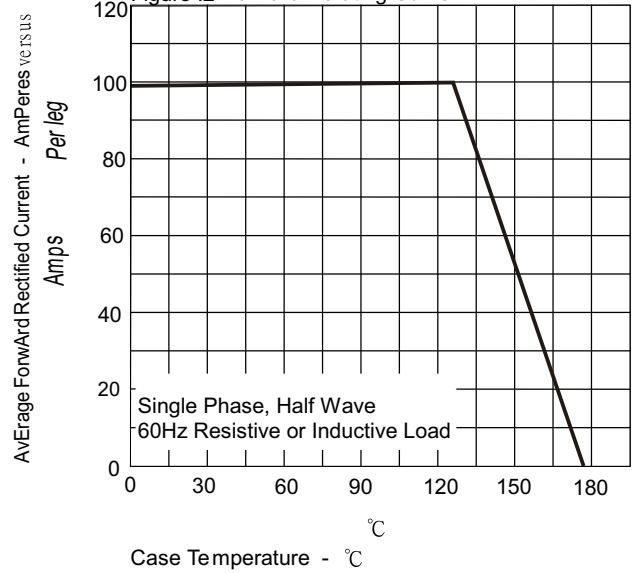


Figure .3-Peak Forward Surge Current

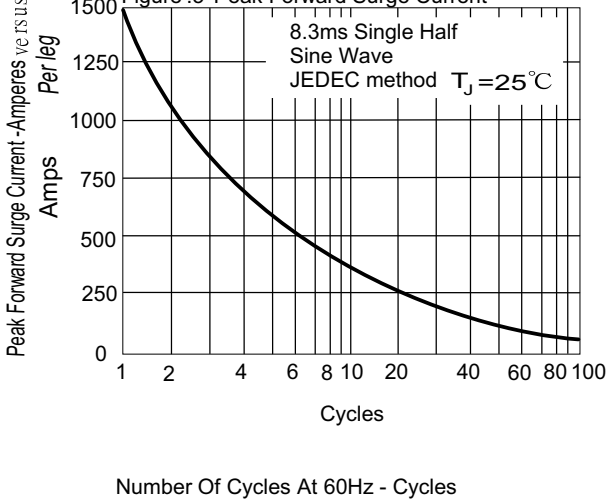


Figure .4-Typical Reverse Characteristics

