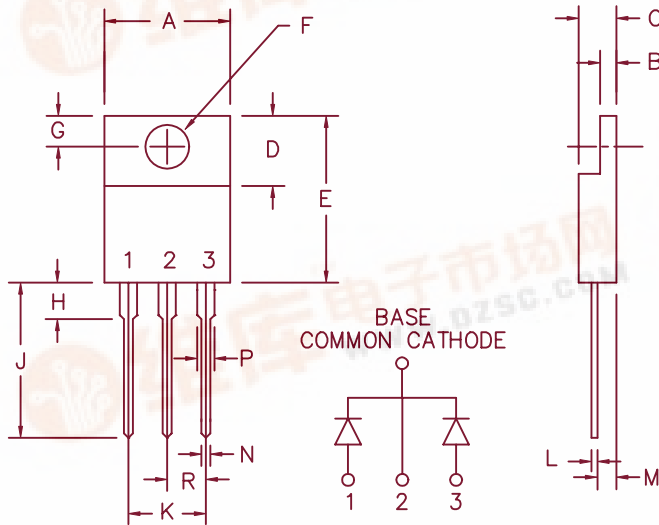


40 Amp Schottky ORing Rectifier FST4520



Dim.	Inches		Millimeter		Notes
	Minimum	Maximum	Minimum	Maximum	
A	.390	.415	9.91	10.54	
B	.045	.055	1.14	1.40	
C	.180	.190	4.57	4.83	
D	.245	.260	6.22	6.60	
E	.550	.650	13.97	16.51	
F	.139	.161	3.53	4.09	Dia.
G	.100	.135	2.54	3.43	
H	---	.250	---	6.35	
J	.500	.580	12.70	14.73	
K	.190	.210	4.83	5.33	
L	.014	.022	.357	.559	
M	.080	.115	2.03	2.92	
N	.015	.040	.380	1.02	
P	.045	.070	1.14	1.78	
R	.090	.110	2.29	2.79	

PLASTIC TO-220AB


Microsemi Catalog Number	Industry Part Number	Working Peak Reverse Voltage	Repetitive Peak Reverse Voltage
FST4520	47CTQ020	20V	20V

- Schottky barrier rectifier
- $V_F @ 20A, 125^\circ C = 0.29V$
- $125^\circ C$ Junction temperature
- High surge capacity
- Guard ring for reverse protection

Electrical Characteristics			
Average Forward Current per leg	$I_{F(AV)}$ 20 Amps	$T_C = 102^\circ C$	
Average Forward Current per pkg.	$I_{F(AV)}$ 40 Amps	$T_C = 102^\circ C$	
Maximum Surge Current per leg	I_{FSM} 250 Amps	8.3ms, half sine	
Max. repetitive reverse current	$I_{R(OV)}$ 2 Amps	$f = 1KHZ, 25^\circ C, 1\mu s$ square wave	
Max. Peak Forward Voltage per leg	V_{FM} 0.40 Volts	$I_{FM} = 20A, T_J = 25^\circ C^*$	
Typ. Peak Forward Voltage per leg	V_{FM} 0.29 Volts	$I_{FM} = 20A, T_J = 125^\circ C^*$	
Max. Peak Reverse Current per leg	I_{RM} 10 mA	$V_{RRM}, T_J = 25^\circ C$	
Typ. Peak Reverse Current per leg	I_{RM} 425 mA	$V_{RRM}, T_J = 100^\circ C^*$	
Typ. Reverse Current per leg	I_{RM} 175 mA	$V_R = 5.0V, T_J = 100^\circ C^*$	
Typical junction capacitance per leg	C_J 1550 pF	$V_R = 5.0V, T_J = 25^\circ C$	

*Pulse test: Pulse width 300 $\mu sec.$ Duty cycle 2%

Thermal and Mechanical Characteristics		
Storage temp range	TSTG	$-55^\circ C$ to $+150^\circ C$
Operating junction temp range	TJ	$-55^\circ C$ to $+125^\circ C$
Max thermal resistance per leg	$R_{\theta JC}$	1.5 $^\circ C/W$ Junction to case
Max thermal resistance per pkg	$R_{\theta JC}$	0.8 $^\circ C/W$ Junction to case
Mounting torque		8-12 inch pounds (6-32 screw)
Weight		.06 ounces (1.8 grams) typical



COLORADO

800 Hoyt Street
Broomfield, CO. 80020
PH: (303) 469-2161
FAX: (303) 466-3775

2-25-03 Rev. 1

FST4520

Figure 1
Typical Forward Characteristics – Per Leg

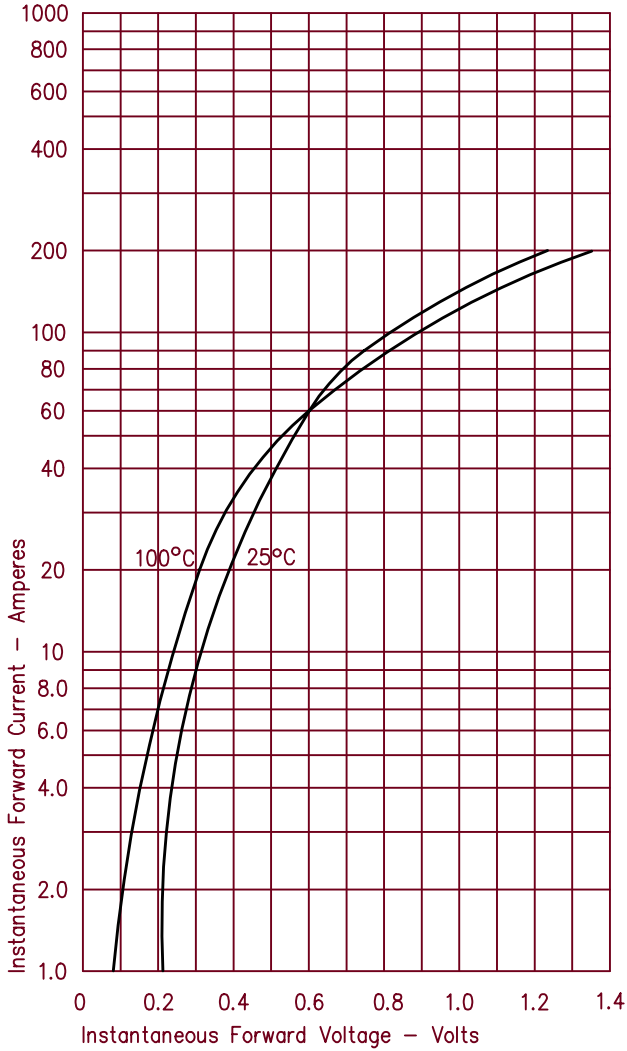


Figure 3
Typical Junction Capacitance – Per Leg

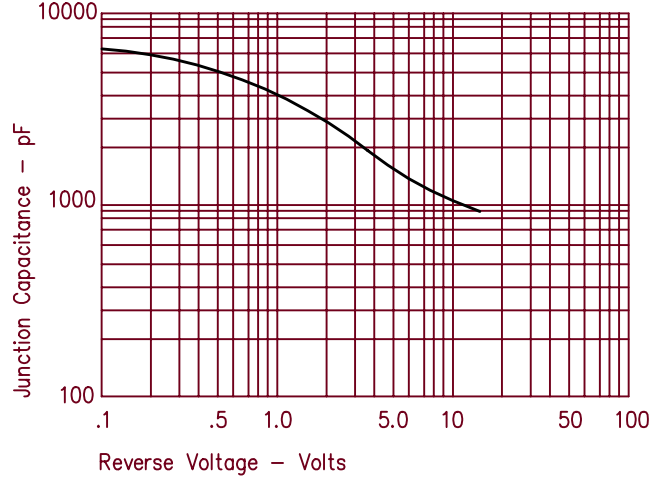


Figure 4
Forward Current Derating – Per Leg

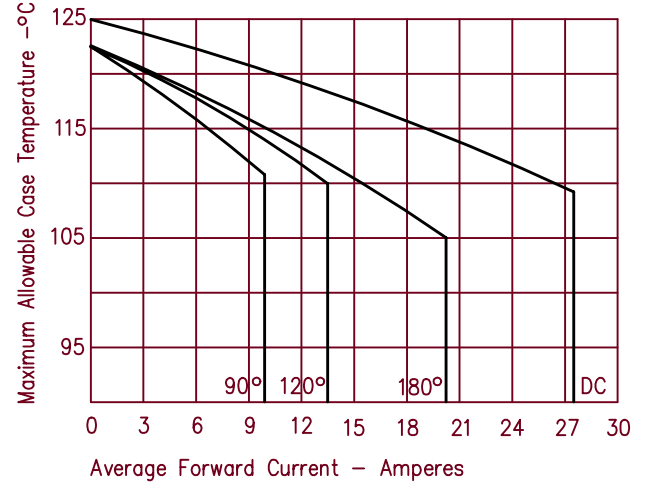


Figure 2
Typical Reverse Characteristics – Per Leg

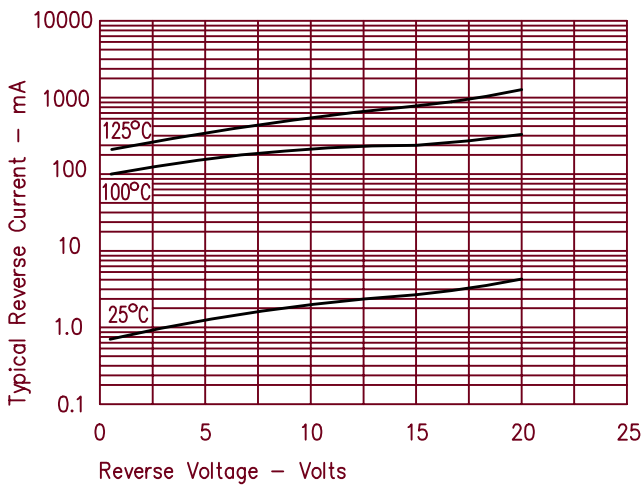


Figure 5
Maximum Forward Power Dissipation – Per Leg

