



Transys
Electronics
LIMITED

**FST6310L
THRU
FST63100L**

SCHOTTKY DIODES MODULE TYPE 60A

Features

High Surge Capability
Types Up to 100 V V_{RRM}

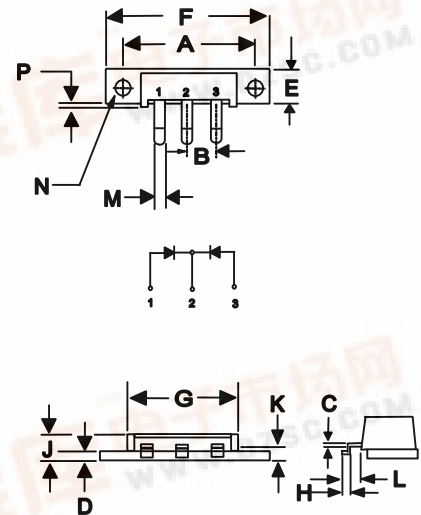
**60Amp Rectifier
10-100 Volts**

**MINI MOD
D61-3L**

Maximum Ratings

Operating Temperature: -40 °C to +125 °C
Storage Temperature: -40 °C to +125 °C

Part Number	Maximum Recurrent Peak Reverse Voltage	Maximum RMS Voltage	Maximum DC Blocking Voltage
FST6310L	10V	7V	10V
FST6315L	15V	10V	15V
FST6320L	20V	14V	20V
FST6330L	30V	21V	30V
FST6335L	35V	25V	35V
FST6340L	40V	28V	40V
FST6345L	45V	32V	45V
FST6360L	60V	42V	60V
FST6380L	80V	56V	80V
FST63100L	100V	70V	100V



Electrical Characteristics @ 25 °C Unless Otherwise Specified

Average Forward Current (Per pkg)	I _{F(AV)}	60A	T _C = 105 °C
Peak Forward Surge Current (Per leg)	I _{FSM}	600A	8.3ms, half sine
Maximum Instantaneous Forward Voltage (Per leg) NOTE (1)	V _F	0.55V 0.75V 0.84V	(FST6310L~FST6345L) (FST6360L) (FST6380L~FST63100L) I _{FM} = 30 A; T _J = 25 °C
Maximum Instantaneous Reverse Current At Rated DC Blocking Voltage (Per leg) NOTE (1)	I _R	3.0 mA 500 mA	T _J = 25 °C T _J = 125 °C
Maximum Thermal Resistance Junction To Case (Per leg)	R _{θjc}	1.2 °C/W	

DIM	INCHES		MM		NOTE
	MIN	MAX	MIN	MAX	
A	1.180	1.195	29.97	30.35	
B	.200	NOM	5.08	NOM	2PL
C	.027	.037	0.69	0.94	
D	.088	.098	2.24	2.49	
E	.350	.370	8.89	9.40	
F	1.490	1.510	37.85	38.35	
G	.695	.715	17.65	18.16	
H	.104	.124	2.64	3.15	
J	.240	.260	6.10	6.60	
K	.115	.135	2.92	3.43	
L	.230	.250	5.84	6.35	
M	.065	.085	1.65	2.16	
N	.151	.161	3.84	4.09	
P	.015	.025	0.38	0.64	

NOTE :

(1) Pulse Test: Pulse Width 300 usec, Duty Cycle < 2%



FST6310L THRU FST63100L

Figure .1-Typical Forward Characteristics

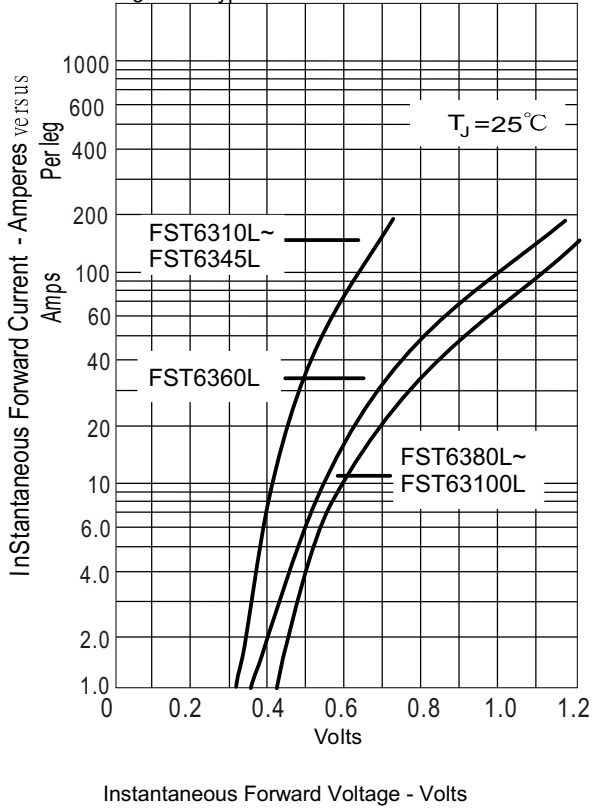


Figure .2-Forward Derating Curve

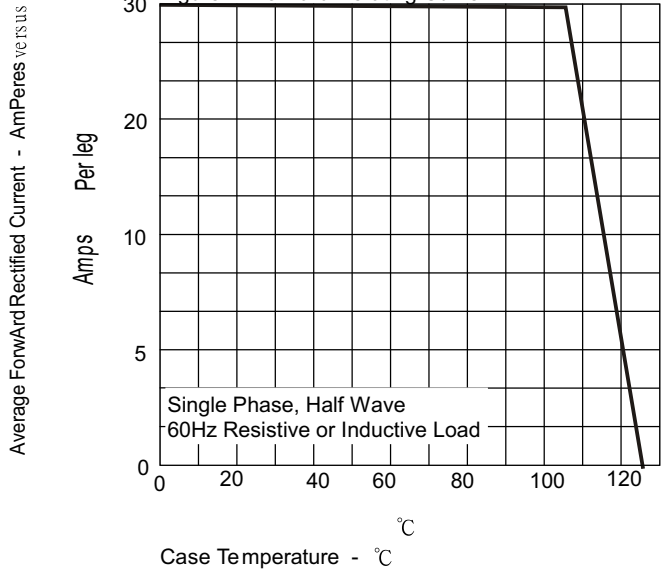


Figure .3-Peak Forward Surge Current

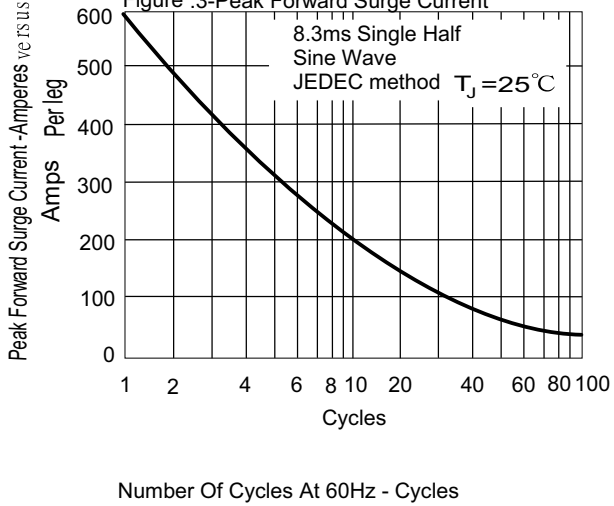


Figure .4-Typical Reverse Characteristics

