查询FSU10A40供应商 捷多邦，专业PCB打样工厂，24小时加急出货

日本インター株式会社

10A 400V 40ns

FRD Type FSU10A40

■OUTLINE DRAWING

構造 ：拡散型シリコンダイオード(FRD)

Diffusion type Silicon diode

Axial Lead Type

用途 ：高周波整流用

Application: High Frequency Rectification

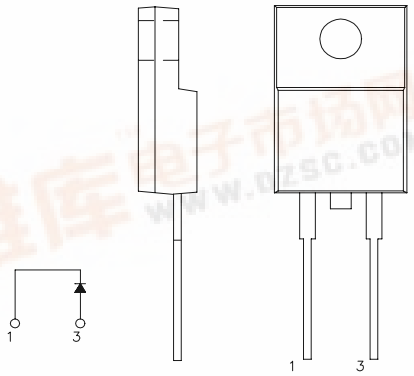

■ 最大定格 MAXIMUM RATINGS(Ta＝25℃：unless otherwise specified)

Approx Net Weight:1.7g

Item	Symbol	Condition	Max. Rated value	Unit
くり返しピーク逆電圧 Repetitive peak reverse voltage	V_{RRM}		400	V
平均整流電流 Average rectified forward current	I_O	50Hz 正弦半波,抵抗負荷 Tc =86℃ 50Hz Halfsine wave , Resistance load	10	A
実効順電流 R.M.S. forward current	$I_{F(RMS)}$		15.7	A
サージ順電流 Surge forward current	I_{FSM}	50Hz 正弦半波 1 サイクル 非くり返し 50Hz Halfsine wave 1cycle, non-repetitive	120	A
動作接合温度範囲 Operating junction temperature range	T_{jw}		－40～＋150	℃
保存温度範囲 Storage temperature range	T_{stg}		－40～＋150	℃
締め付けトルク Mounting torque	F_{tor}	推奨値 Recommended value	0.5	N･m

■ 電気的・熱的特性 ELECTRICAL / THERMAL CHARACTERISTICS

Item	Symbol	Condition	Min.	Typ.	Max.	Unit
ピーク逆電流 Peak reverse current	I_{RM}	$V_{RM}=V_{RRM}$ Tj=25℃	—	—	30	μA
ピーク順電圧 Peak forward voltage	V_{FM}	I_{FM}=10A Tj=25℃	—	1.34	1.53	V
逆回復時間 Reverse recovery time	t_{rr}	I_{FM}=10A Tj=25℃ －di/dt=50A/μs	—	30	40	ns
熱抵抗 Thermal resistance	$R_{th(j-c)}$	接合部・ケース間 Junction to case	—	—	4	℃/W
	$R_{th(c-f)}$	ケース・フィン間 case to fin	—	—	1.5	℃/W

找PDF 维库一下 pdf.dzsc.com

日本インター株式会社

ＦＳＵ_A_外形図（mm）

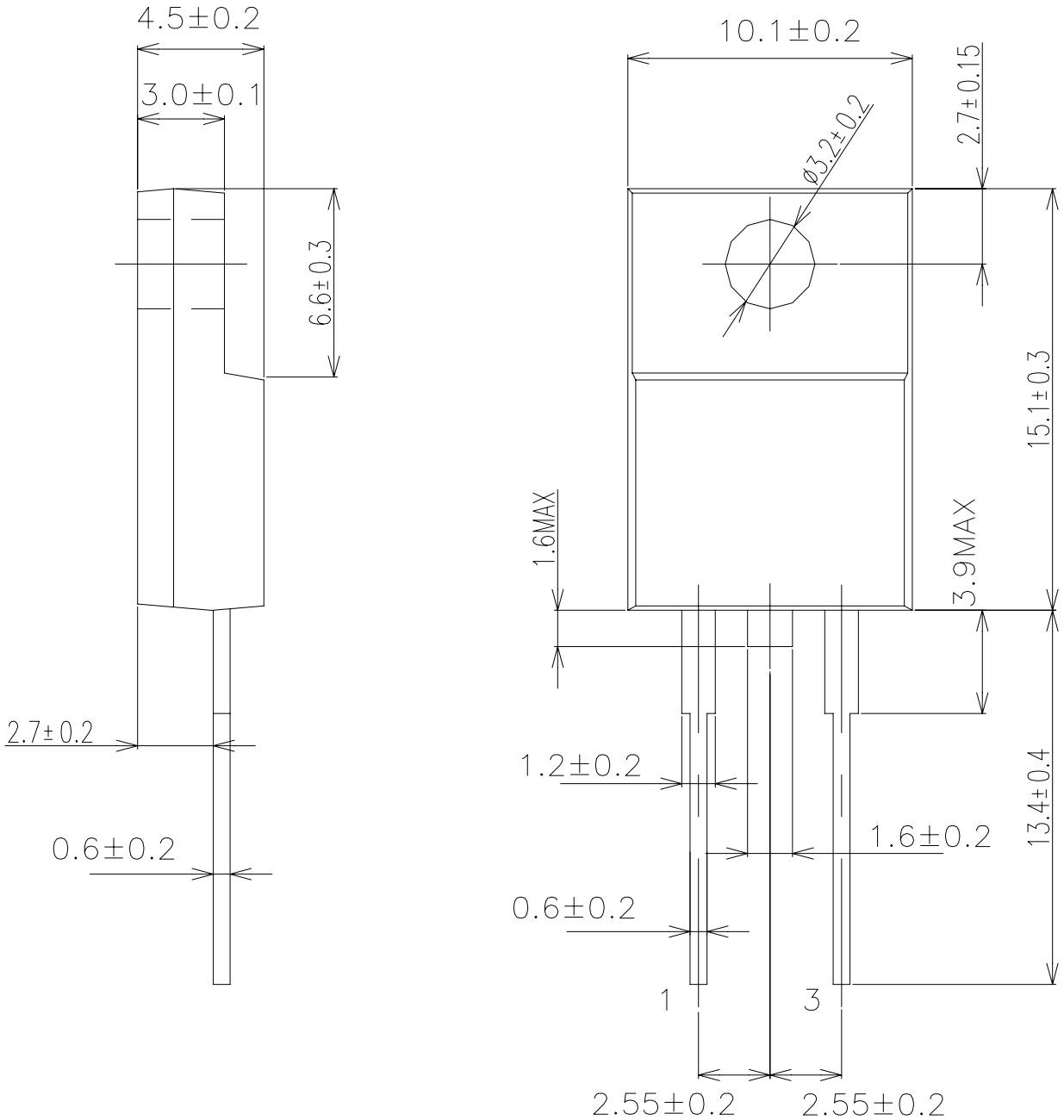

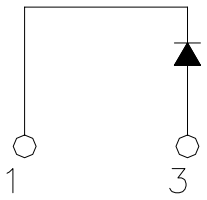

順 電 圧 特 性
FORWARD CURRENT VS. VOLTAGE

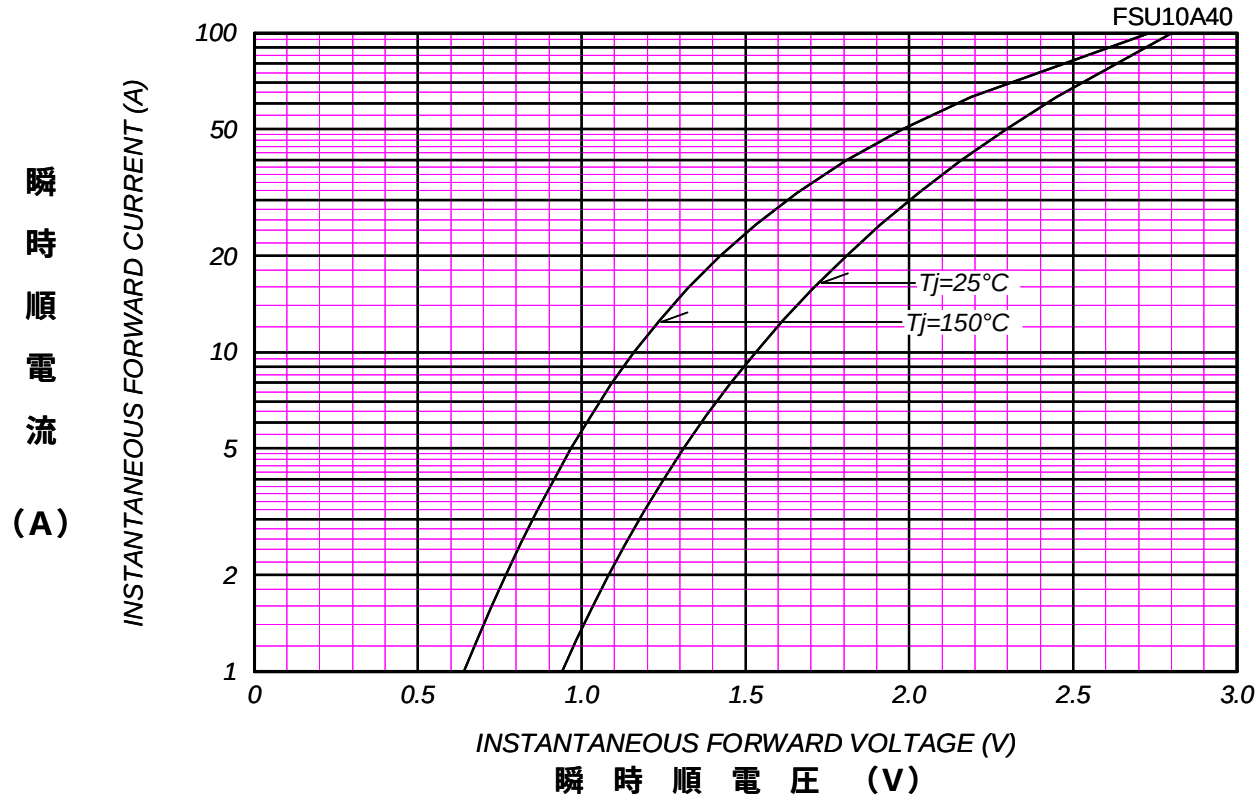

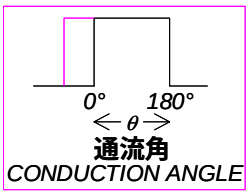

平 均 順 電 力 損 失 特 性
AVERAGE FORWARD POWER DISSIPATION

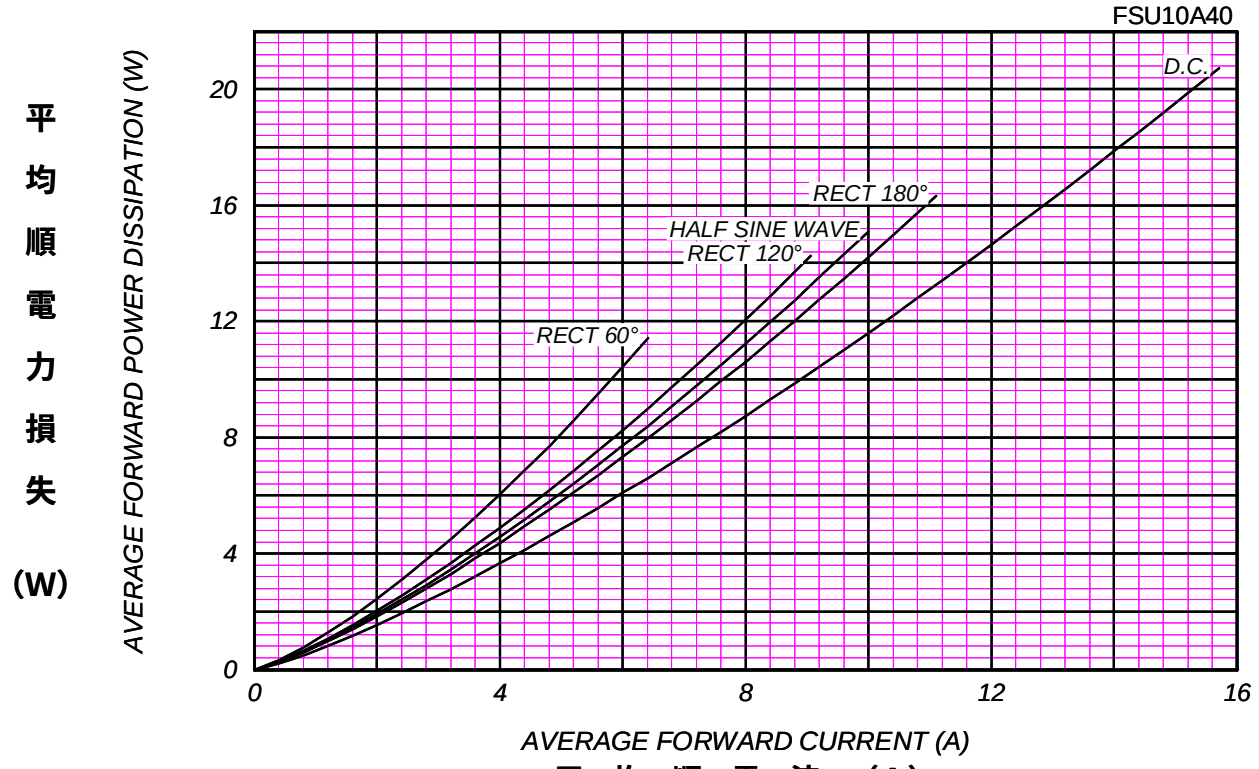

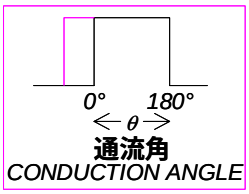

平 均 順 電 流 － ケ ー ス 温 度 定 格
AVERAGE FORWARD CURRENT VS. CASE TEMPERATURE

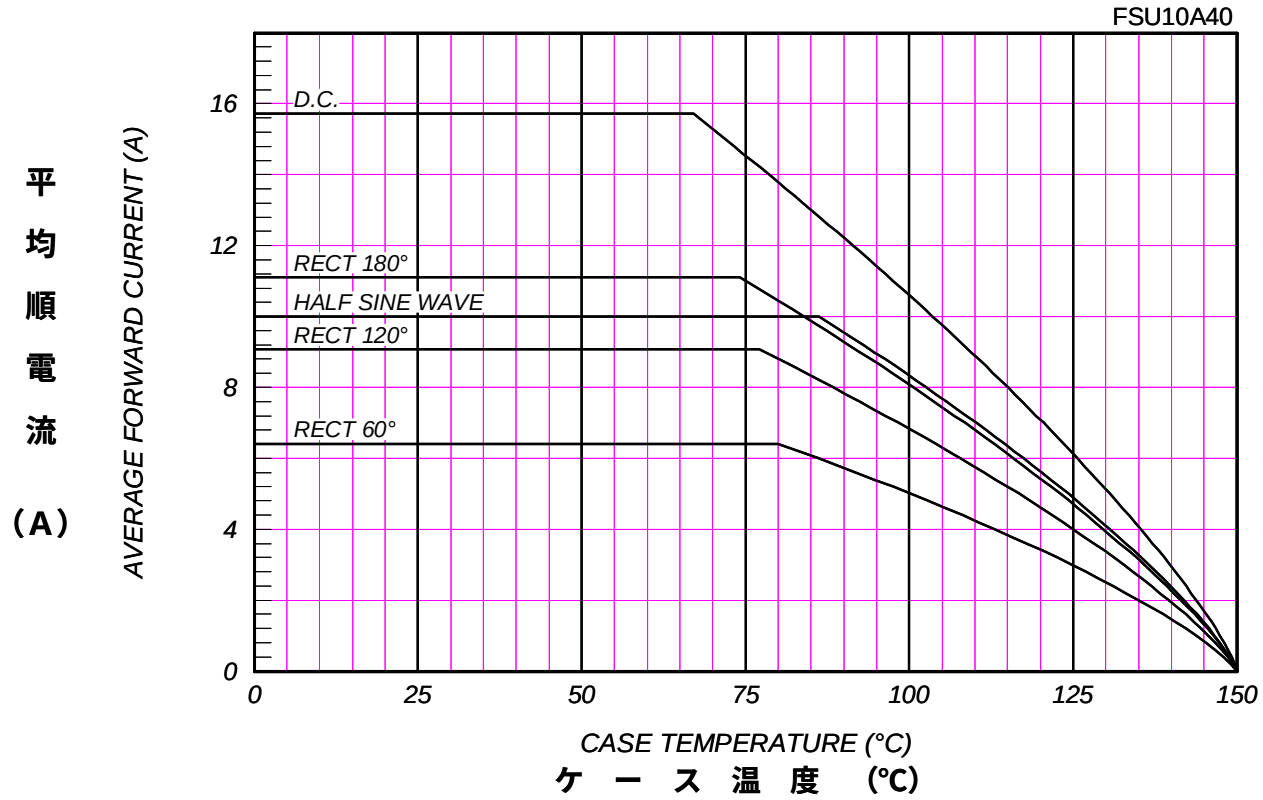

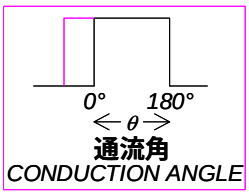

平 均 順 電 流 － 周 囲 温 度 定 格
AVERAGE FORWARD CURRENT VS. AMBIENT TEMPERATURE

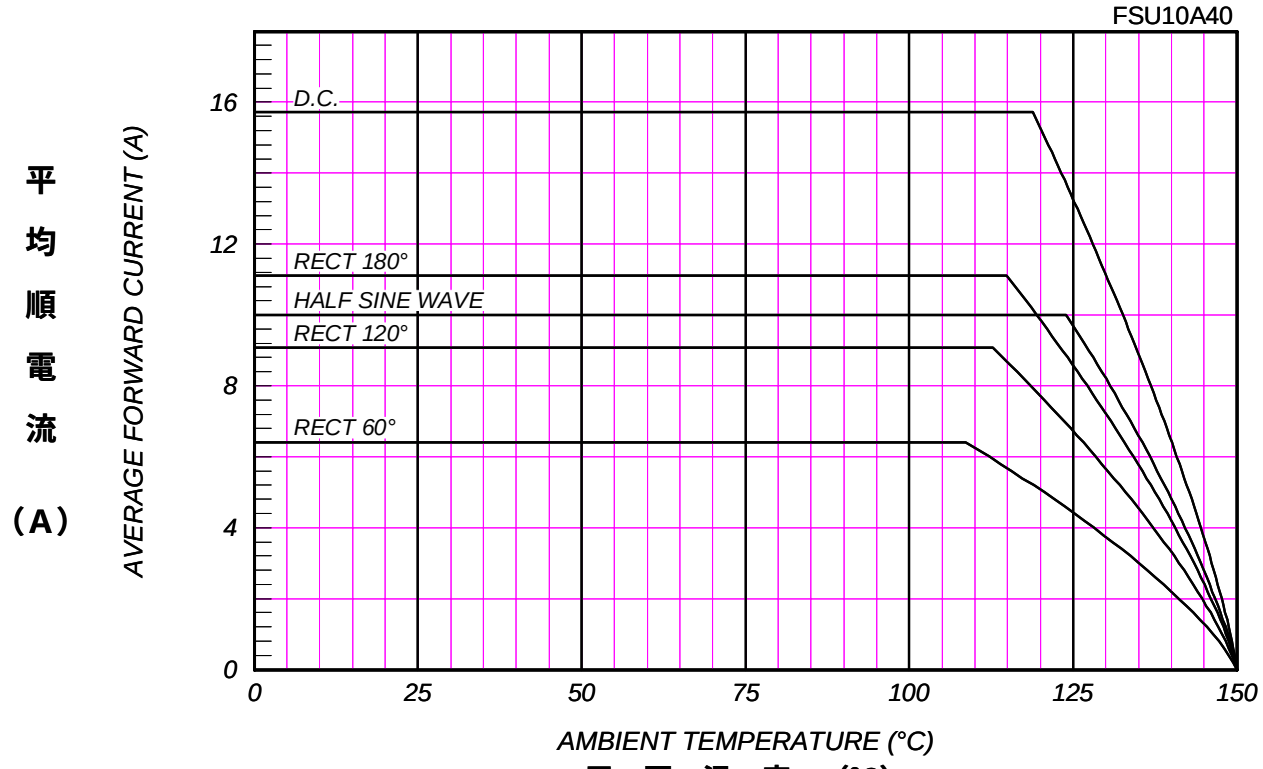

サ　ー　ジ　順　電　流　定　格

SURGE CURRENT RATINGS
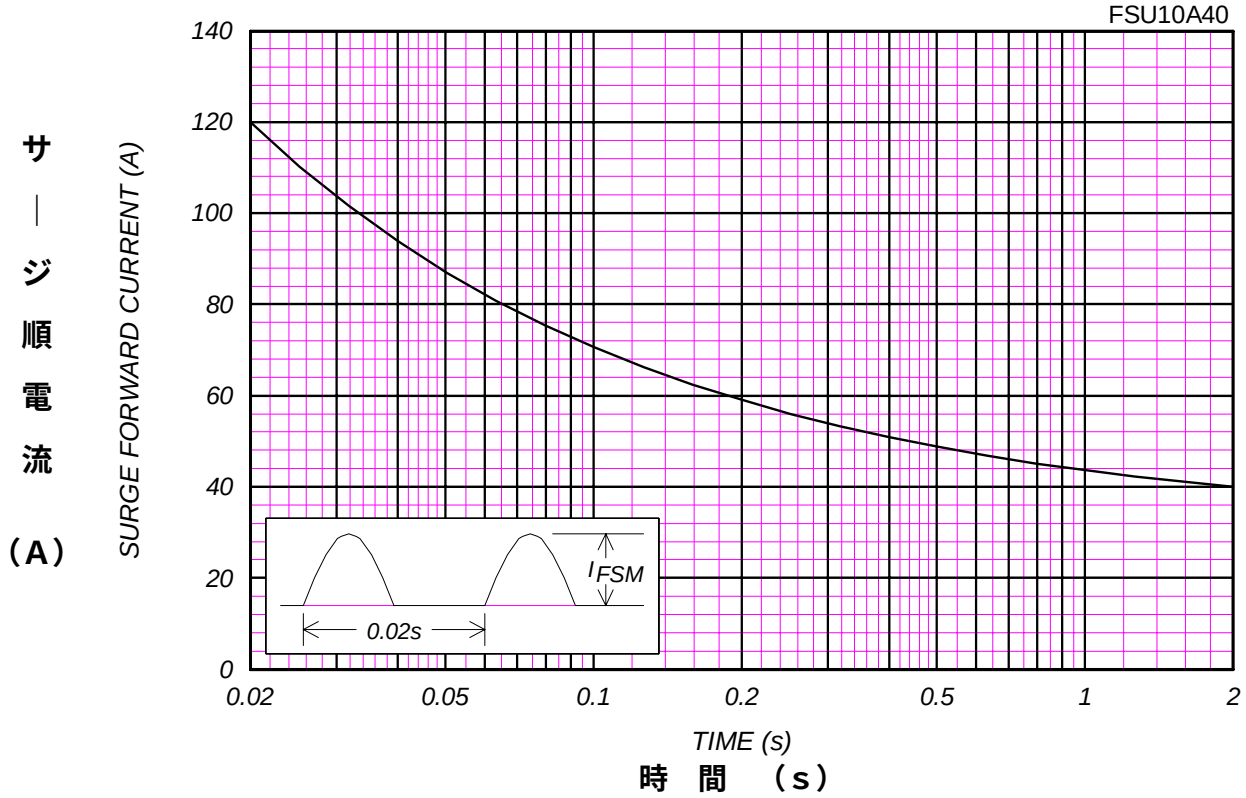
f=50Hz,Harf Sine Wave,Non-Repetitive,No Load