

# GTM CORPORATION

ISSUED DATE :2005/03/25  
REVISED DATE :

## GLA94 PNP EPITAXIAL PLANAR TRANSISTOR

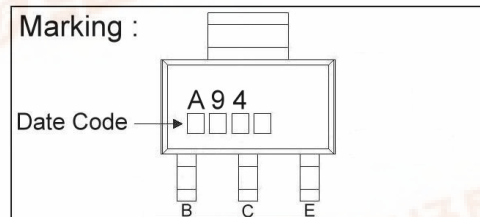
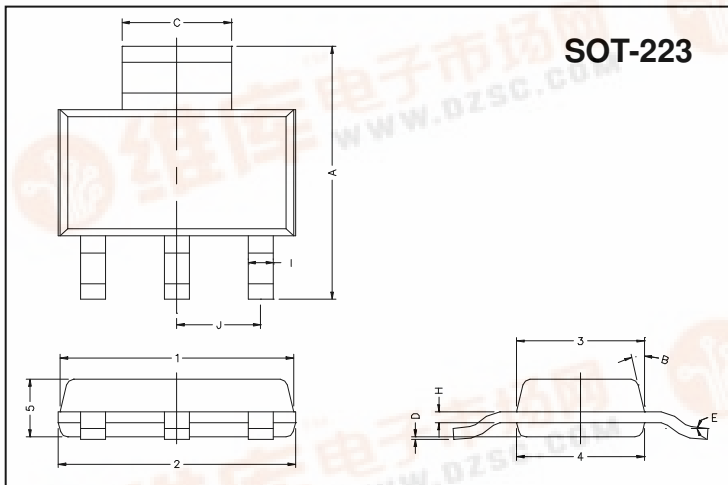
### Description

The GLA94 is designed for application requires high voltage.

### Features

- High voltage:  $V_{CE0}=400V$  (min) at  $I_C=1mA$
- High current gain:  $I_C=300mA$  at  $25^{\circ}C$
- Complementary with GLA44

### Package Dimensions



REF.	Millimeter		REF.	Millimeter	
	Min.	Max.		Min.	Max.
A	6.70	7.30	B	13° TYP.	
C	2.90	3.10	J	2.30 REF.	
D	0.02	0.10	1	6.30	6.70
E	0°	10°	2	6.30	6.70
I	0.60	0.80	3	3.30	3.70
H	0.25	0.35	4	3.30	3.70
			5	1.40	1.80

### Absolute Maximum Ratings at $T_a = 25^{\circ}C$

Parameter	Symbol	Ratings	Unit
Junction Temperature	$T_j$	+150	$^{\circ}C$
Storage Temperature Range	$T_{STG}$	-55 ~ +150	$^{\circ}C$
Collector to Base Voltage	$V_{CBO}$	-400	V
Collector to Emitter Voltage	$V_{CEO}$	-400	V
Emitter to Base Voltage	$V_{EBO}$	-6	V
Collect Current(DC)	$I_C$	-500	mA
Total Power Dissipation	$P_D$	2	W

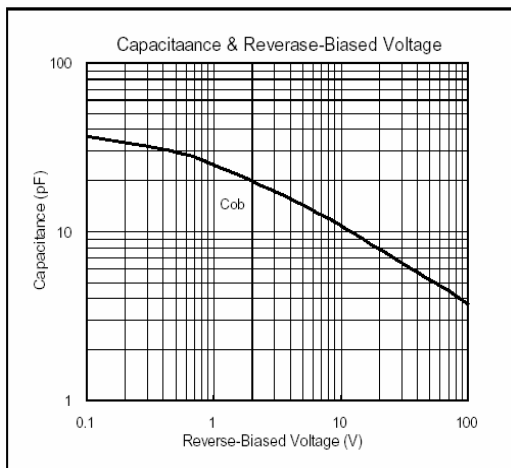
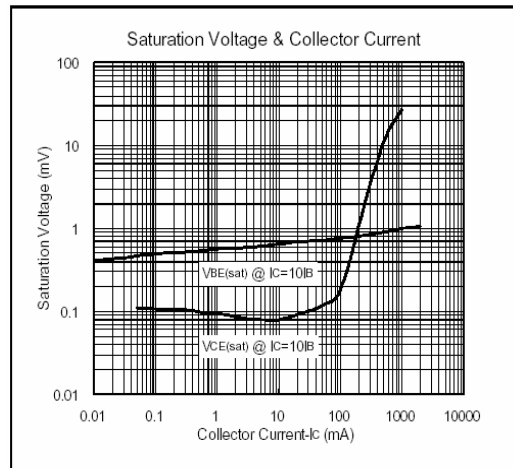
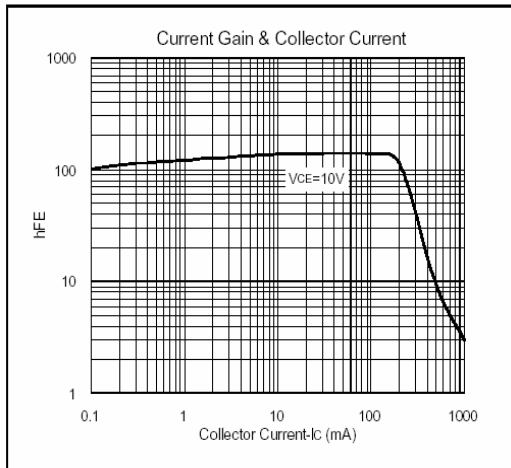
### Electrical Characteristics ( $T_a = 25^{\circ}C$ )

Symbol	Min.	Typ.	Max.	Unit	Test Conditions
$V_{CBO}$	-400	-	-	V	$I_C=-100\mu A, I_E=0$
$V_{CEO}$	-400	-	-	V	$I_C=-1mA, I_B=0$
$V_{EBO}$	-6	-	-	V	$I_E=-100\mu A, I_C=0$
$I_{CBO}$	-	-	-100	nA	$V_{CB}=-400V, I_E=0$
$I_{CES}$	-	-	-500	nA	$V_{CE}=-400V, V_{BE}=0$
$I_{EBO}$	-	-	-100	nA	$V_{EB}=-6V, I_C=0$
* $V_{CE(sat)1}$	-	-	-350	mV	$I_C=-1mA, I_B=-0.1mA$
* $V_{CE(sat)2}$	-	-	-500	mV	$I_C=-10mA, I_B=-1mA$
* $V_{CE(sat)3}$	-	-	-750	mV	$I_C=-50mA, I_B=-5mA$
* $V_{BE(sat)}$	-	-	-750	mV	$I_C=-10mA, I_B=-1mA$
* $h_{FE1}$	40	-	-		$V_{CE}=-10V, I_C=-1mA$
* $h_{FE2}$	50	-	300		$V_{CE}=-10V, I_C=-10mA$
* $h_{FE3}$	45	-	-		$V_{CE}=-10V, I_C=-50mA$
* $h_{FE4}$	40	-	-		$V_{CE}=-10V, I_C=-100mA$

\* Pulse Test: Pulse Width  $\leq 380\mu s$ , Duty Cycle  $\leq 2\%$



## Characteristics Curve



**Important Notice:**

- All rights are reserved. Reproduction in whole or in part is prohibited without the prior written approval of GTM.
- GTM reserves the right to make changes to its products without notice.
- GTM semiconductor products are not warranted to be suitable for use in life-support Applications, or systems.
- GTM assumes no liability for any consequence of customer product design, infringement of patents, or application assistance.

**Head Office And Factory:**

- **Taiwan:** No. 17-1 Tatung Rd. Fu Kou Hsin-Chu Industrial Park, Hsin-Chu, Taiwan, R. O. C.
- TEL : 886-3-597-7061 FAX : 886-3-597-9220, 597-0785
- **China:** (201203) No.255, Jang-Jiang Tsai-Lueng RD. , Pu-Dung-Hsin District, Shang-Hai City, China
- TEL : 86-21-5895-7671 ~ 4 FAX : 86-21-38950165