

GTM CORPORATION

ISSUED DATE :2005/12/20
REVISD DATE :

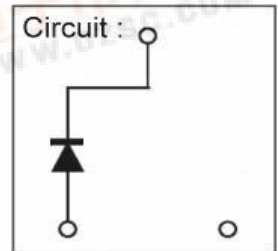
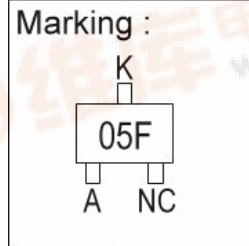
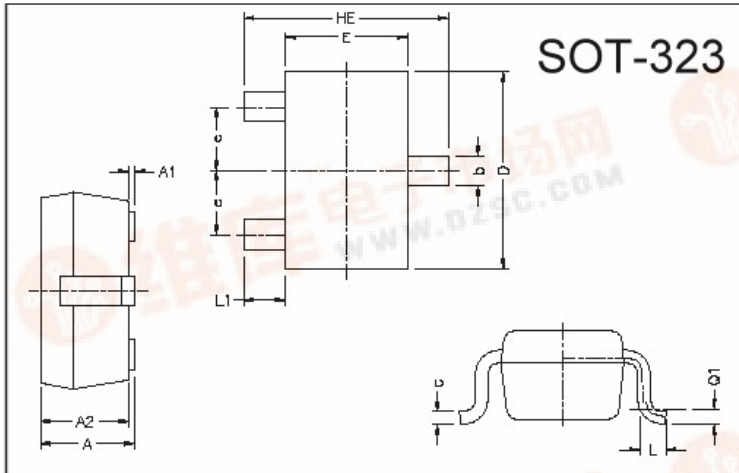
GS400SD

SURFACE MOUNT, SCHOTTKY BARRIER DIODE
VOLTAGE 40V, CURRENT 0.5A

Description

The GS400SD is high frequency rectification for switching power supply.

Package Dimensions



REF.	Millimeter		REF.	Millimeter	
	Min.	Max.		Min.	Max.
A	0.80	1.10	L1	0.42 REF.	
A1	0	0.10	L	0.15	0.35
A2	0.80	1.00	b	0.25	0.40
D	1.80	2.20	c	0.10	0.25
E	1.15	1.35	e	0.65 REF.	
HE	1.80	2.40	Q1	0.15 BSC.	

Absolute Maximum Ratings at TA = 25°C

Parameter	Symbol	Ratings	Unit
Junction Temperature	T _J	+125	°C
Storage Temperature	T _{stg}	-40 ~ +125	°C
Maximum Recurrent Peak Reverse Voltage	V _{RRM}	40	V
Maximum RMS Voltage	V _{RMS}	28	V
Maximum DC Blocking Voltage	V _{DC}	40	V
Peak Forward Surge Current at 8.3mSec single half sine-wave	I _{FSM}	3.0	A
Typical Junction Capacitance between Terminal (Note 1)	C _J	20	pF
Maximum Average Forward Rectified Current	I _o	0.5	A
Total Power Dissipation	PD	225	mW

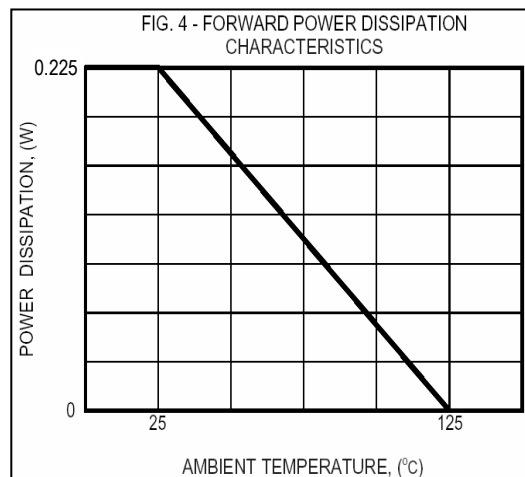
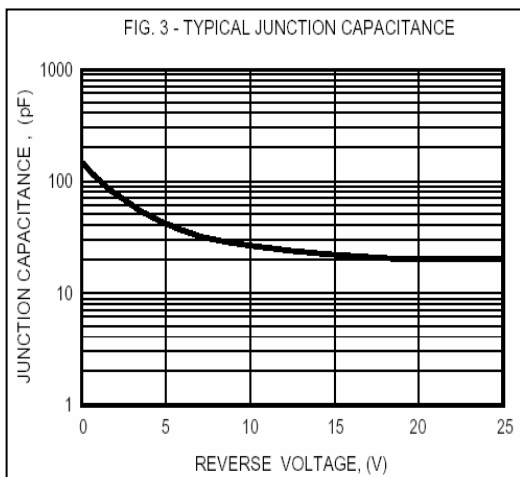
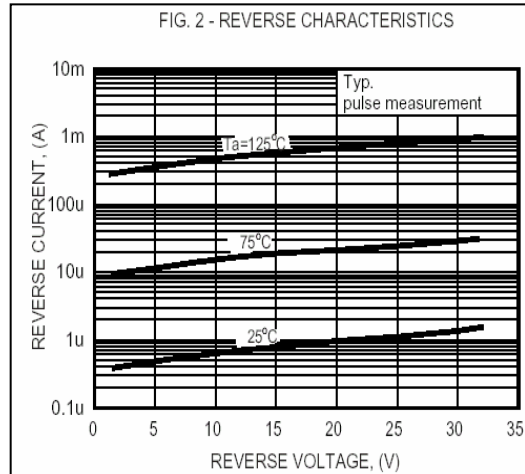
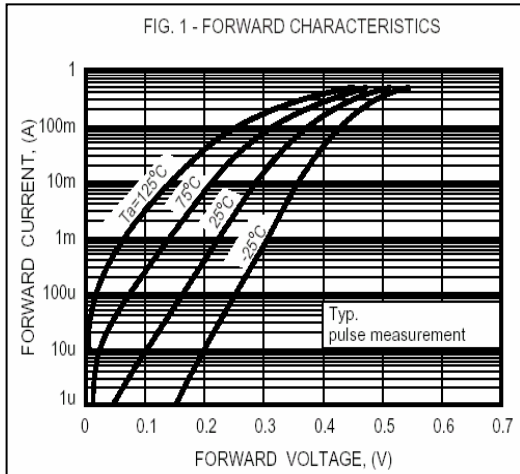
Electrical Characteristics (at TA = 25°C unless otherwise noted)

Parameter	Symbol	Min.	Typ.	Max.	Unit	Test Conditions
Reverse Breakdown Voltage	V _{(BR)R}	40	-	-	V	I _R =100μA
Maximum Instantaneous Forward Voltage	V _F	-	-	550	mV	I _F =500mA
Maximum Average Reverse Current	I _R	-	-	30	μA	VR1=10V
		-	-	50	μA	VR2=30V

Notes: 1. Measured at 1.0 MHz and applied reverse voltage of 10 volts.

2. ESD sensitive product handling required.

Characteristics Curve



Important Notice:

- All rights are reserved. Reproduction in whole or in part is prohibited without the prior written approval of GTM.
- GTM reserves the right to make changes to its products without notice.
- GTM semiconductor products are not warranted to be suitable for use in life-support Applications, or systems.
- GTM assumes no liability for any consequence of customer product design, infringement of patents, or application assistance.

Head Office And Factory:

- **Taiwan:** No. 17-1 Tatung Rd. Fu Kou Hsin-Chu Industrial Park, Hsin-Chu, Taiwan, R. O. C.
- TEL : 886-3-597-7061 FAX : 886-3-597-9220, 597-0785
- **China:** (201203) No.255, Jang-Jiang Tsai-Lueng RD. , Pu-Dung-Hsin District, Shang-Hai City, China
- TEL : 86-21-5895-7671 ~ 4 FAX : 86-21-38950165