

HSDL-4250 and HSDL-4251

High-Performance T-1 3/4 (5mm) AlGaAs Infrared (870nm) Lamp



Datasheet

Description

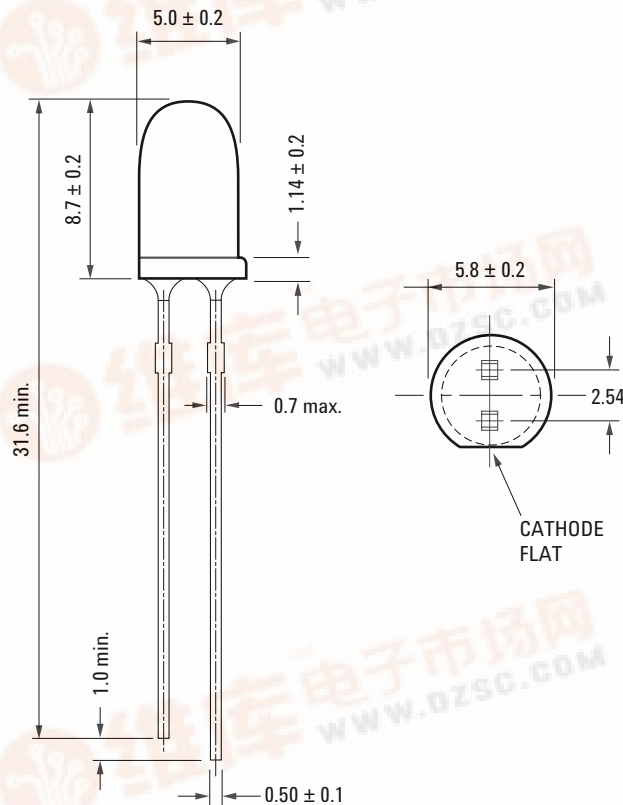
The HSDL-4250 and HSDL-4251 High Performance Infrared emitters were designed for applications that require high power, low forward voltage and high speed. It utilizes Aluminum Gallium Arsenide (AlGaAs) LED technology and is optimized for speed and efficiency at emission wavelengths of 870nm. The material used produces high radiant efficiency over a wide range of currents. The emitter is packaged in clear T-1 3/4 (5mm) package.

Features

- High Power AlGaAs LED Technology
- 870nm Wavelength
- T-1 3/4 Package
- Low Cost
- Low Forward Voltage: 1.4V at 20mA
- High Speed: 40ns Rise Time

Applications

- Industrial Infrared Equipments and applications
- Portable Infrared Instruments
- Consumer Electronics (Optical mouse, Infrared Remote Controllers etc)
- High Speed Infrared Communications (IR LANs, IR Modems, IR Dongles etc)



Part Number	Lead Form	Shipping Option
HSDL-4250	Straight	Bulk
HSDL-4251	Straight	Bulk

Absolute Maximum Ratings at 25°C

Parameter	Symbol	Minimum	Maximum	Unit	Reference
Peak Forward Current	I_{FPK}	-	500	mA	Figure 3 Duty cycle = 20% Pulse Width = 100us
Forward Current	I_{FDC}	-	100	mA	[1]
Power Dissipation	P_{DISS}	-	190	mW	
Reverse Voltage	V_R	5	-	V	$I_R=100\mu A$
Storage Temperature	T_S	-40	100	°C	
LED Junction Temperature	T_J		110	°C	
Lead Soldering Temperature			260 for 5 sec	°C	

Notes:

1. Derate as shown in Figure 6.

Recommended Operating Conditions

Parameter	Symbol	Min	Max	Unit	Reference
Operating Temperature	T_0	-40	85	°C	

Electrical Characteristics at 25°C

Parameter	Symbol	Min.	Typ.	Max.	Unit	Condition	Reference
Forward Voltage	V_F	-	1.4 1.5	1.6 1.9	V	$I_{FDC}=20mA$ $I_{FDC}=100mA$	Figure 2 Figure 3
Forward Voltage Temperature Coefficient	$\Delta V/\Delta T$	-	-1.44	-	mV/°C	$I_{FDC}=100mA$	Figure 4
Series Resistance	R_S	-	2.5	-	Ohms	$I_{FDC}=100mA$	
Diode Capacitance	C_0	-	75	-	pF	$V_{bias}=0V,$ $f=1MHz$	
Thermal Resistance, Junction to Ambient	$R\theta_{ja}$	-	300	-	°C/W		

Optical Characteristics at 25°C

Parameter	Symbol		Min.	Typ.	Max.	Unit	Condition	Reference
Radiant On-Axis Intensity	I_E	HSDL-4250	124	180	-	mW/Sr	$I_{FDC}=100\text{mA}$	Figure 5
		HSDL-4251	56	100	-	mW/Sr	$I_{FDC}=100\text{mA}$	
Radiant On-Axis Intensity Temperature Coefficient	$\Delta I_E/\Delta T$		-	-0.43	-	%/°C	$I_{FDC}=100\text{mA}$	
Viewing Angle	$2\theta_{1/2}$	HSDL-4250	-	15	-	°		Figure 7
		HSDL-4251	-	30	-	°		Figure 7
Peak Wavelength	λ_{pk}		-	870	-	nm		Figure 1
Peak wavelength Temperature Coefficient	$\Delta\lambda/\Delta T$		-	0.22	-	nm/°C	$I_{FDC}=100\text{mA}$	
Spectral Width	$\Delta\lambda$			45	-	nm	$I_{FDC}=50\text{mA}$	Figure 1
Optical Rise and Fall Time	t_r/t_f			40	-	ns	$I_{FDC}=500\text{mA}$ Duty Ratio = 20% Pulse Width=125ns	

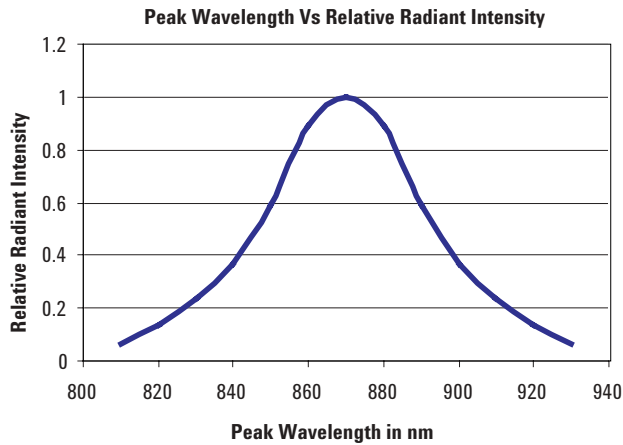


Figure 1. Relative Radiant Intensity vs. Wavelength

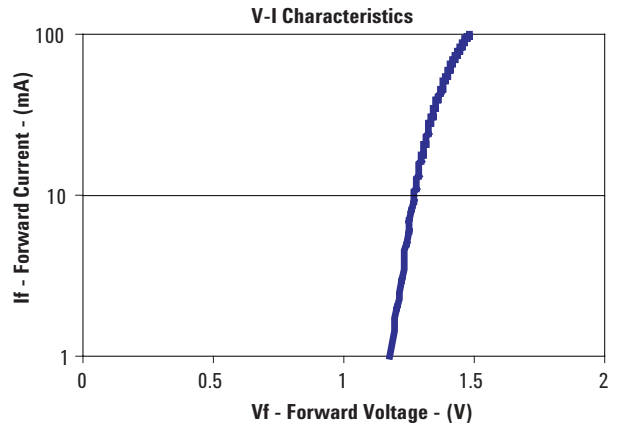


Figure 2. DC Forward Current vs. Forward Voltage

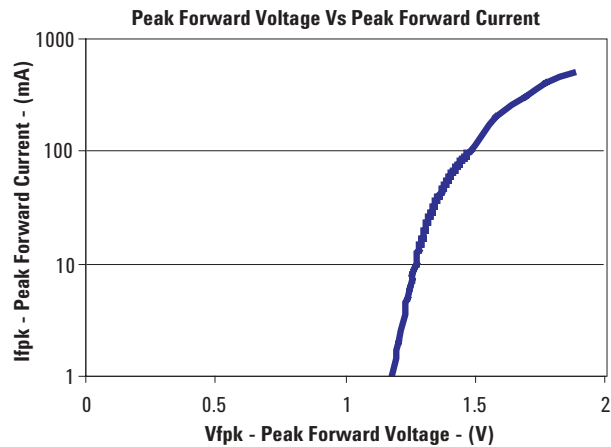


Figure 3. Peak Forward Current vs. Forward Voltage

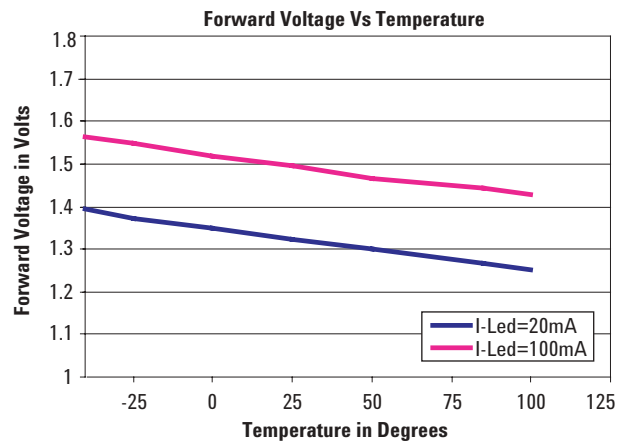


Figure 4. Forward Voltage vs. Ambient Temperature

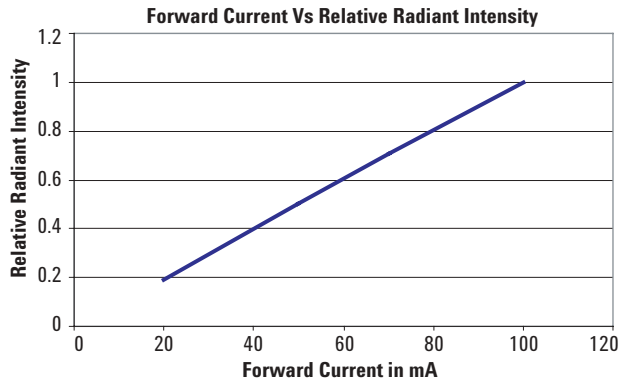


Figure 5. Relative Radiant Intensity vs. DC Forward Current

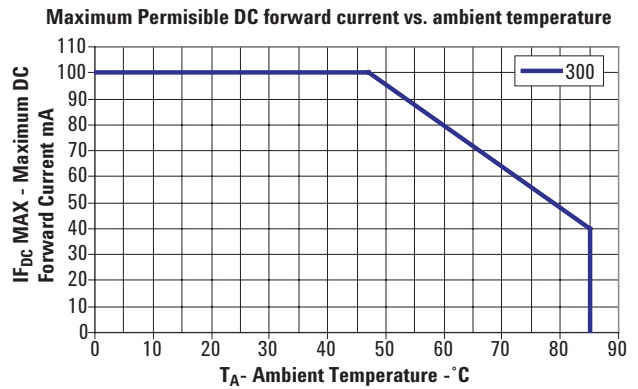


Figure 6. DC Forward Current vs. Ambient Temperature Derated Based on T_JMAX=110°C

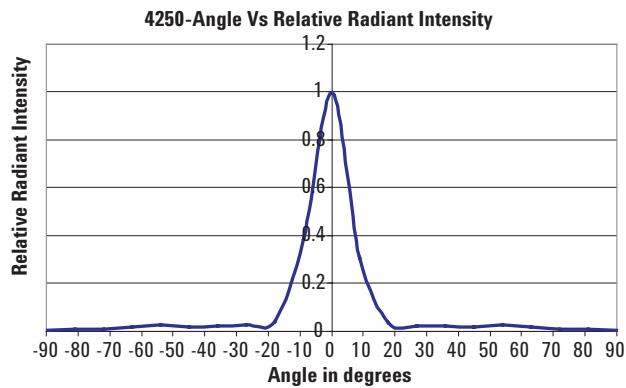
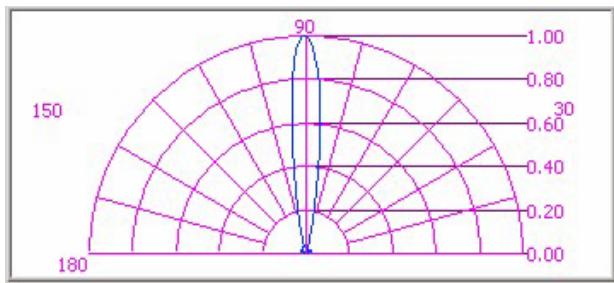


Figure 7a. Radiant Intensity vs. Angular Displacement for HSDL-4250

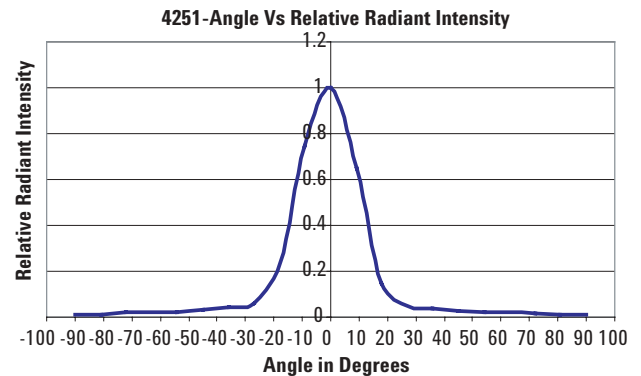
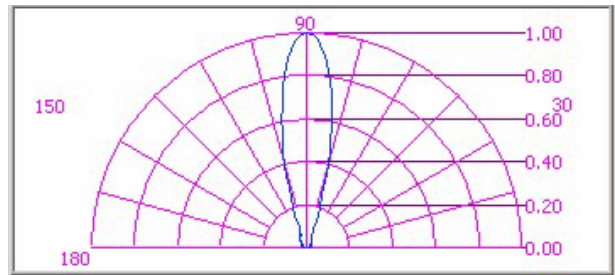


Figure 7b. Radiant Intensity vs. Angular Displacement for HSDL-4251

For product information and a complete list of distributors, please go to our web site: www.avagotech.com

Avago, Avago Technologies, and the A logo are trademarks of Avago Technologies, Pte. in the United States and other countries. Data subject to change. Copyright © 2006 Avago Technologies Pte. All rights reserved. 5989-4467EN - January3, 2006

