


Electrical / Environmental

HS00

Gigabit Ethernet Networking Products



- Meets the required 1500 Vrms line isolation
- Standard Operating Temperature Range 0°C to +70°C
- Extended Operating Temperature Range -40°C to +85°C
- RoHS Peak Solder Rating 260°C
- Non-RoHS Peak Solder Rating 235°C

Specifications


BI P/N ¹	RoHS ²	Ports		Turns Ratio ⁵	Packaging (mm)					HI-Pot (Vrms)
		Supported	Configuration ⁴		Style	Pitch	Length	Width	Height	
HS00-04149	LF	1	T,C,S	1CT:1CT	24-pin SMT	39 mil	13.77	18.80	5.72	1500
HS00-06015	LF	1	T,C	1CT:1CT	24-pin SMT	39 mil	13.77	18.80	5.72	1500
HS00-06013	LF	1	T,C	1CT:1CT	24-pin SMT	40 mil	14.50	9.30	5.00	1500
HS00-00096	LF	1	T,C,S	1CT:1CT	24-pin SMT	50 mil	17.78	15.24	5.72	1500
HS00-00586	LF	1	T,C,S	1CT:1CT	24-pin SMT	50 mil	17.90	15.75	5.72	1500
HS00-99540	LF	1	T,C	1CT:1CT	24-pin SMT	50 mil	17.78	15.24	5.72	1500
HS00-03002	LF	1	T,C,S	1CT:1CT	24-pin SMT	50 mil	17.90	15.75	2.90	1500
HS00-02560	LF	1	T,C,S	1CT:1CT	24-pin SMT	50 mil	19.80	19.60	2.20	1500
HS00-04135	LF	2	T,C	1CT:1CT	48-pin SMT	40 mil	27.81	15.30	7.60	1500
HS00-05078	LF	2	T,C,S	1CT:1CT	48-pin SMT	40 mil	27.81	15.30	7.60	1500
HS00-06100	LF	2	T,C,S	1CT:1CT	48-pin SMT	40 mil	27.81	15.30	7.60	1500
HS00-06041	LF	4	T,C	1CT:1CT	72-pin QIP	70 mil	34.25	18.95	14.00	1500
HS00-06044	LF	4	T,C	1CT:1CT	120-pin HIP	70 mil	42.00	31.00	14.00	1500

- Notes:
- (1) For Tape & Reel Packaging, add a "TR" suffix to the end of the Part Number when ordering, e.g. HS00-00096TR or HS00-00096LFTR (for RoHS Compliant)
 - (2) Add a "LF" suffix to the Part Number for RoHS compliant parts, e.g. HS00-02560LF or HS00-02560LFTR (for Tape & Reel)
 - (3) Contact BI Technologies for RoHS compliant part availability
 - (4) IC to Cable side: C is Common Mode Choke, S is Shunt Inductor and T is Transformer
 - (5) Turns Ratio is IC to Cable side



HS00

Power over Ethernet (Voice over IP) Networking Products



- IEEE 802.3af compliant performance
- Standard Operating Temperature Range 0°C to +70°C
- Extended Operating Temperature Range -40°C to +85°C
- 350mA current capability
- RoHS Peak Solder Rating 260°C
- Non-RoHS Peak Solder Rating 235°C

Specifications


BI P/N ¹	RoHS ²	Application	Ports Supported	Configuration ³		Turns Ratio ⁴		Style	Packaging (mm)				Hi-Pot (Vrms)
				Tx	Rx	Tx	Rx		Pitch	Length	Width	Height	
HS00-04062	LF	10/100	1	T,C	T,C	1CT:1CT	1CT:1CT	16-pin SMT	50 mil	12.70	9.65	5.98	1500
HS00-05061	LF	10/100	1	C,T	C,T	1CT:1CT	1CT:1CT	16-pin SMT	50 mil	12.70	9.35	6.22	1500
HS00-05138	LF	10/100	2	T,C,S	C,T	1CT:1CT	1CT:1CT	24-pin SMT	39 mil	13.77	18.80	5.72	1500
HS00-05166	LF	10/100	2	T,C,S	T,C,S	1CT:1CT	1CT:1CT	24-pin SMT	39 mil	13.77	18.80	5.72	1500
HS00-05176	LF	10/100	2	C,T	C,T	1CT:1CT	1CT:1CT	24-pin SMT	39 mil	13.77	18.80	5.72	1500
HS00-04055	LF	10/100	2	T,C,S	T,C,S	1CT:1CT	1CT:1CT	24-pin SMT	40 mil	13.90	19.05	6.35	1500
HS00-05062	LF	10/100	2	T,C	T,C	1CT:1CT	1CT:1CT	24-pin SMT	40 mil	13.76	15.24	6.22	1500
HS00-06026	LF	10/100	2	T,C,S	T	1CT:1CT	1CT:1CT	24-pin SMT	40 mil	13.76	15.24	6.22	1500
HT00-03078	LF	10/100	2	T,C	T,C	1CT:1CT	1CT:1CT	24-pin SMT	40 mil	13.76	15.24	5.85	1500
HS00-04056	LF	10/100	4	T,C,S	C,T	1CT:1CT	1CT:1CT	48-pin SMT	40 mil	27.81	15.30	7.60	1500
HS00-05013	LF	10/100	4	T,C	T,C	1CT:1CT	1CT:1CT	48-pin SMT	40 mil	27.81	15.30	7.60	1500

- Notes:
- (1) For Tape & Reel Packaging, add a "TR" suffix to the end of the Part Number when ordering, e.g. HS00-05061TR or HS00-05061LFTR (for RoHS Compliant)
 - (2) Add a "LF" suffix to the Part Number for RoHS compliant parts, e.g. HS00-04055LF or HS00-04055LFTR (for Tape & Reel)
 - (3) IC to Cable side: C is Common Mode Choke, S is Shunt Inductor and T is Transformer
 - (4) Turns Ratio is IC to Cable side

Electrical / Environmental

HS00

Integrated RJ45 Module Networking Products



- Meets the required 1500 Vrms line isolation
- Standard Operating Temperature Range 0°C to +70°C
- Extended Operating Temperature Range -40°C to +85°C
- RoHS Peak Solder Rating 260°C
- Non-RoHS Peak Solder Rating 235°C

Specifications

BI P/N	RoHS ¹	Application	Configuration ³		Turns Ratio ⁴		RJ-45 Build	Incorporated	
			Tx	Rx	Tx	Rx		LED (L/R)	USB 2.0
HS00-02001	LF	10/100	T,C,S	C,T	1CT:1CT	1CT:1CT	1x1 (Single)	G/Y	-
HS00-02003	LF	10/100	T,C	C,T	1CT:1CT	1CT:1CT	1x1 (Single)	Y/G	2
HS00-02004	²	10/100	T,C,S	C,T	1CT:1CT	1CT:1CT	1x1 (Single)	-	2
HS00-03038	LF	10/100	T,C	T,C	1CT:1CT	1CT:1CT	1x1 (Single)	-	-
HS00-03090	LF	10/100	T,C,S	C,T	1CT:1CT	1CT:1CT	1x1 (Single)	G,O/Y	2
HS00-03112	LF	10/100	T,C,S	T,C	1CT:1CT	1CT:1CT	1x1 (Single)	G,O/Y	-
HS00-05119	LF	10/100	T,C	C,T	1CT:1CT	1CT:1CT	1x1 (Single)	G/Y	-
HS00-05133	²	10/100	T,C	T,C	1CT:1CT	1CT:1CT	1x1 (Single)	G,O/Y	-
HS00-06016	LF	10/100	T,C	T,C	1CT:1CT	1CT:1CT	1x1 (Single)	G,Y/G,Y	-
HS00-05073	²	10/100 (PoE)	T,C	T,C	1CT:1CT	1CT:1CT	1x1 (Single)	-	-
HS00-03084	LF	10/100	T,C	C,T	1CT:1CT	1CT:1CT	1x4 (Stacked)	-	-
HS00-06021	LF	10/100	T,C	T,C	1CT:1CT	1CT:1CT	1x4 (Stacked)	-	-
HS00-02092	LF	10/100/1000		T,C,S		1CT:1CT	1x1 (Single)	G,R/Y	2
HS00-03039	LF	10/100/1000		T,C		1CT:1CT	1x1 (Single)	-	-
HS00-03175	LF	10/100/1000		T,C,S		1CT:1CT	1x1 (Single)	G,O,Y/Y	2
HS00-04119	LF	10/100/1000		T,C		1CT:1CT	1x1 (Single)	G,R/Y	-
HS00-05075	LF	10/100/1000		C,T		1CT:1CT	1x1 (Single)	G,O,Y/Y	2

- Notes:
- (1) Add a "LF" suffix to the Part Number for RoHS compliant parts, e.g. HS00-02092LF
 - (2) Contact BI Technologies for RoHS compliant part availability
 - (3) IC to Cable side: C is Common Mode Choke, S is Shunt Inductor and T is Transformer
 - (4) Turns Ratio is IC to Cable side

Electrical / Environmental

HS00

Home Phone Line Networking Products



- Meets the required 1500 Vrms line isolation
- Standard Operating Temperature Range 0°C to +70°C
- Extended Operating Temperature Range -40°C to +85°C
- RoHS Peak Solder Rating 260°C
- Non-RoHS Peak Solder Rating 235°C

Specifications

BI P/N ¹	RoHS ²	Primary Application	Secondary Application	Packaging (mm)			Hi-Pot (Vrms)		
				Style	Pitch	Length		Width	Height
HS00-00847	LF	Home PNA	-	16-pin SMT	100 mil	25.4	12.7	7	2000
HS00-02033	LF	Home PNA	-	16-pin SMT	100 mil	25.4	12.7	7	1500
HS00-99159	LF	Home PNA	10Base-T	16-pin SMT	100 mil	25.4	12.7	7	1500

- Notes:
- (1) For Tape & Reel Packaging, add a "TR" suffix to the end of the Part Number when ordering
 - (2) Add a "LF" suffix to the Part Number for RoHS compliant parts, e.g. HS00-02033LF or HS00-02033LFTR (for Tape & Reel)