



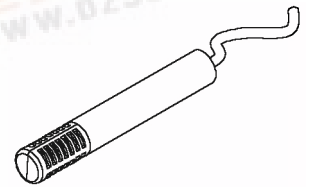
RELATIVE HUMIDITY/ TEMPERATURE MODULE

HTM2500

Based on the rugged HTS2010 humidity / temperature sensor , HTM2500 is a dedicated humidity and temperature transducer designed for OEM applications where a reliable and accurate measurement is needed. Direct interface with a micro-controller is made possible with the module's humidity linear voltage output.

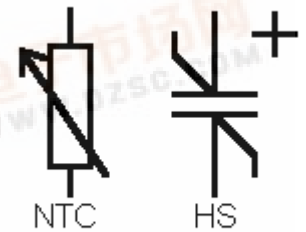
MAIN FEATURES

- Small size
- Not affected by water immersion
- Full interchangeability
- High reliability and long term stability
- Typical 1 to 4 Volt DC output for 0 to 100% RH at 5 V DC supply
- Humidity calibrated within +/- 2% RH @ 55% RH
- Temperature measurement through NTC 10kohm +/- 3% direct output
- Ratiometric to voltage supply
- Suitable for 3 to 10 Volts supply voltage



HUMIDITY SENSOR SPECIFIC FEATURES

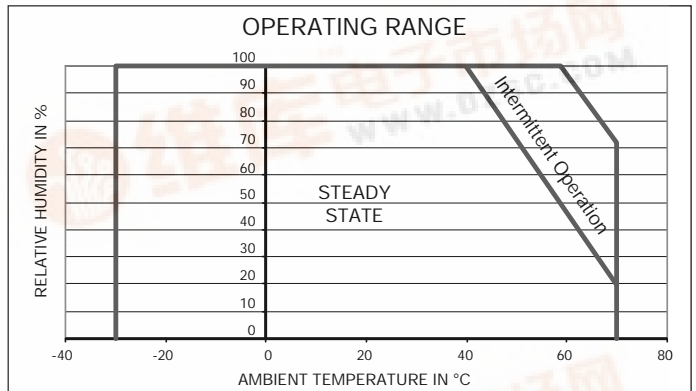
- Instantaneous de-saturation after long periods in saturation phase.
- Patented solid polymer structure.
- High resistance to chemicals.
- Fast response time.



MAXIMUM RATINGS

Ratings	Symbol	Value	Unit
Storage Temperature	Tstg	-40 to 85	°C
Supply Voltage (peak)	Vs	12	Vdc
Humidity Operating Range	RH	0 to 100	% RH
Temperature Operating Range	Ta	-30 to 70	°C

Peak conditions: less than 10% of the operational time.



CHARACTERISTICS

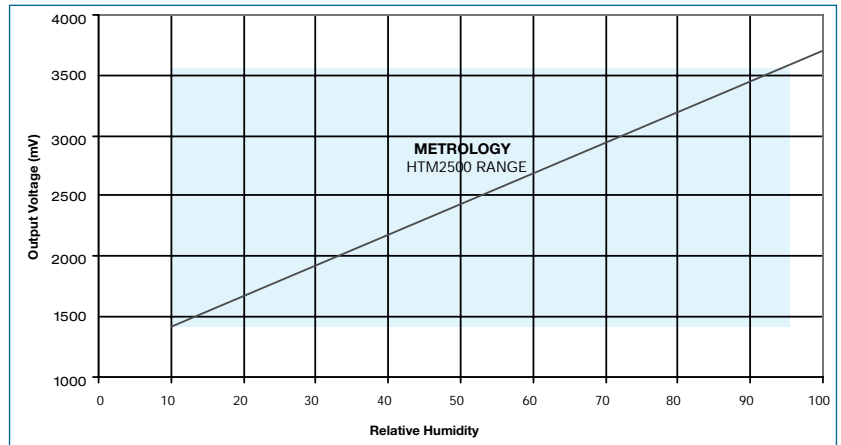
(Ta = 23°C, Vs = 5Vdc, RL > 1MΩ otherwise stated)

Characteristics	Symbol	Min	Typ	Max	Unit
Humidity measuring range	RH	1		99	% RH
Relative Humidity accuracy (10 to 95% RH)	RH		+/-3	+/- 5	% RH
Voltage supply	Vs	4.75	5.00	5.25	V
Nominal output @ RH = 55%	Vout	2.42	2.48	2.54	V
Current consumption	Ic		0.4	0.8	mA
Temperature coefficient (10 to 50 °C)	Tcc		+ 0.1		% RH/°C
Averaged Sensitivity from 33% to 75% RH	ΔmV/% RH		+25		mV/% RH
Sink current capability (RL = 15 kΩ)	Is			300	μA
Recovery time after 150 hours of condensation	t		10		s
Humidity Hysteresis			+/-1.5		% RH
Long term stability			0.5		%RH/yr
Response time (33 to 76% RH, static, @ 63%)	τ		5		s

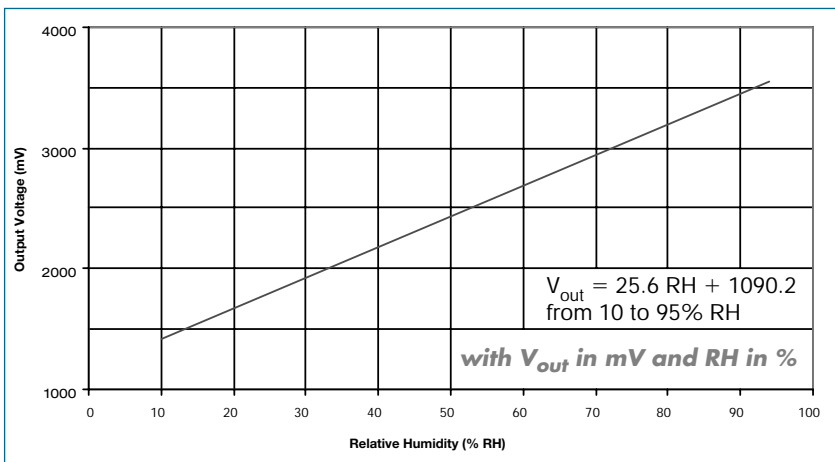
MEASUREMENT CONDITIONS

- HTM2500 is specified for accurate measurements within 10 to 95% RH.
- Excursion out of this range (< 10% or > 95% RH, including condensation) does not affect the reliability of HTM2500 characteristics.
- Dedicated HTM15XX Product are available for extreme RH conditions (as HTM2520 for low dewpoints) - Consult HUMIREL for further information.

HTM 2500 Typical Measuring Ranges in Humidity



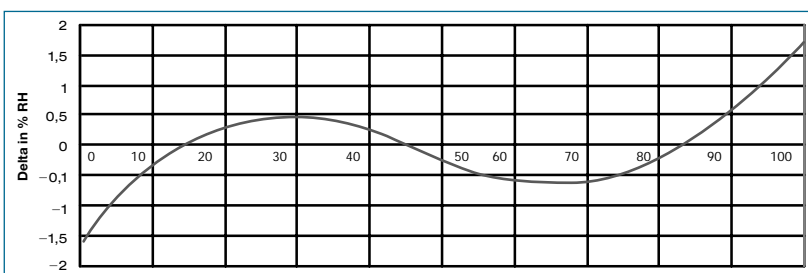
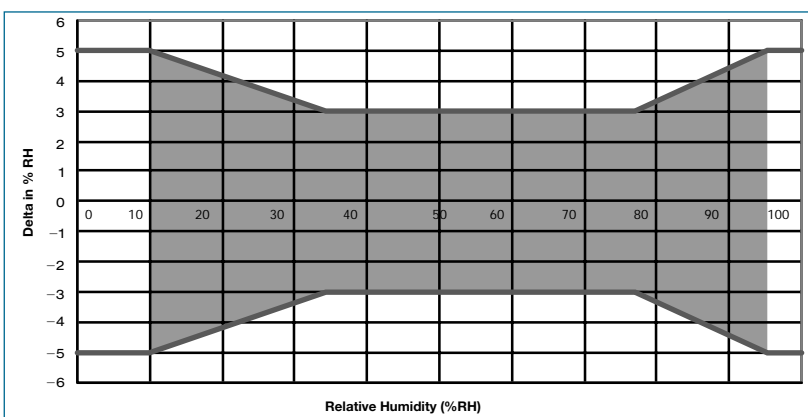
HTM2500 MODELLED LINEAR VOLTAGE OUTPUT ($V_s = 5V$)



REFERENCE OUTPUT VALUES

RH (%)	V_{out} (mV)	RH (%)	V_{out} (mV)
10	1330	55	2480
15	1475	60	2600
20	1610	65	2730
25	1740	70	2860
30	1870	75	2980
35	1995	80	3115
40	2120	85	3250
45	2235	90	3390
50	2360	95	3530

ERROR BUDGET AT 23°C



HTM2500 ERROR LIMITS

If needed, additional compensations can be done by using the following equations.

1. Temperature coefficient:

$$RH\% = V_{out} \cdot 10^{-3} (39.1 - 0.056 T_a) - 38.5$$

2. Non linearity:

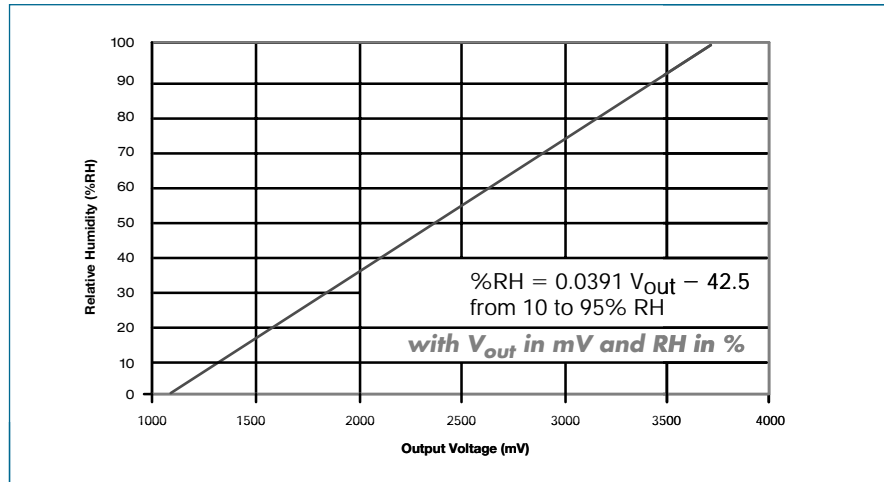
$$RH\% = -1.95E^{-9} V_{out}^3 + 1.36E^{-5} V_{out}^2 + 8.97E^{-3} V_{out} - 21.5$$

All equations V_{out} in mV, RH in %, T_a in °C.

LINEARITY ERROR OF HTM2500 MODULE

Humidity Measurement using HTM2500

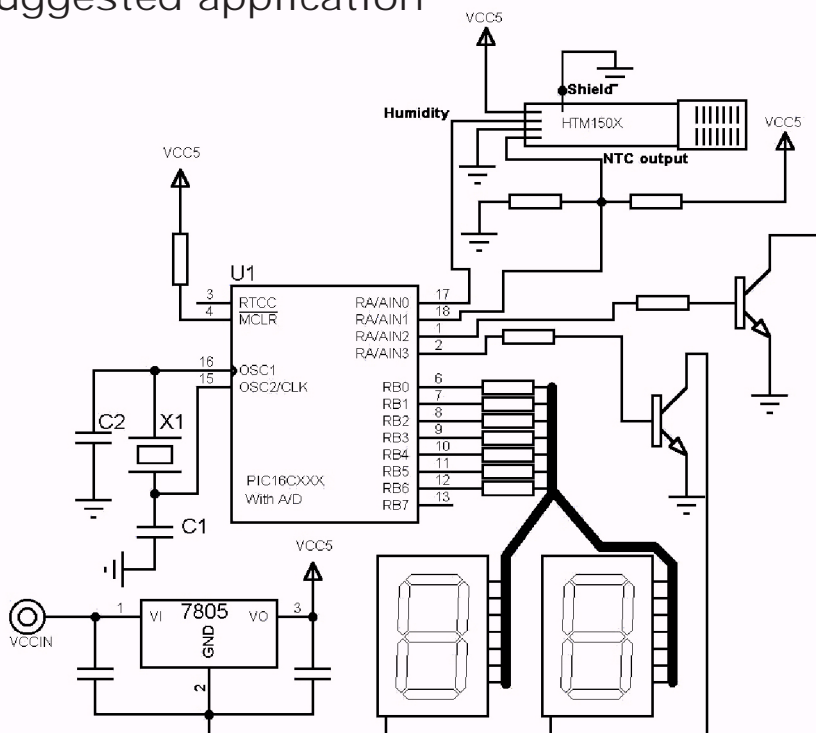
Typical HTM 2500 relative Humidity measurement



Temperature Measurement using HTM2500 (NTC output values)

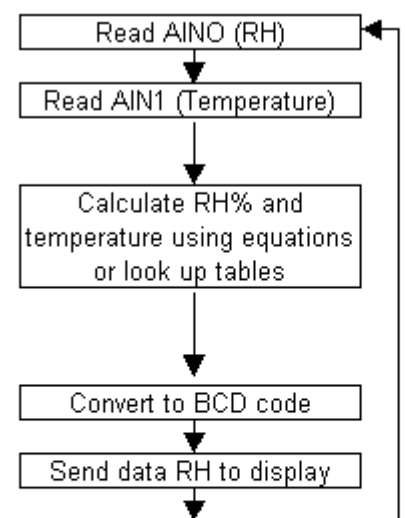
Temp in °C	R in ohms	Temp in °C	R in ohms
-30	169149	+20	12474
-25	125546	+25	10000
-20	94143	+30	8080
-15	71172	+35	6569
-10	54308	+40	5372
-5	41505	+45	4424
0	32014	+50	3661
+5	25011	+55	3039
+10	19691	+60	2536
+15	15618	+65	2128

Suggested application

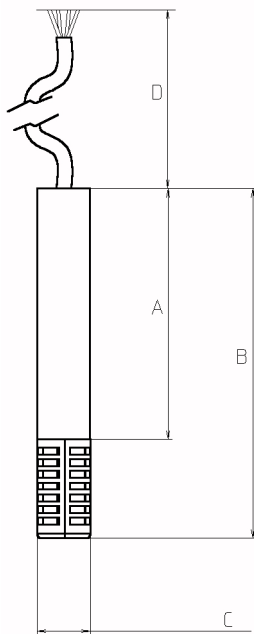


Steps of 1% RH are achievable by using 8-bit A/D.

If more resolution is required a 10-bit A/D needs to be used and a third display will be added, giving steps of 0.2% RH



- RESISTANCE TO PHYSICAL AND CHEMICAL STRESSES.
 - HTM2500 has passed through qualification processes of HUMIREL including vibration, shock, storage, high temperature and humidity, ESD.
 - Additional tests under harsh chemical conditions demonstrate good operation in presence of salt atmosphere, SO₂ (0.5%), H₂S (0.5%), O₃, NO_x, NO, CO, CO₂, Softener, Soap, Toluene, acids (H₂SO₄, HNO₃, HCl), HMDS, Insecticide, Cigarette smoke, a non exhaustive list.
 - HTM1500 is not light sensitive.
- SPECIFIC PRECAUTIONS
 - HTM2500 is not protected against reversed polarity - Check carefully when connecting the device.
 - If you wish to use HTM1500 in a chemical atmosphere not listed above, consult us.



PACKAGE
OUTLINE
HTM2500

Dim	Min (mm)	Max (mm)
A	53	55
B	74.3	76.3
C	11.2	11.6
D*	200	250

* specific lenght available on request

Wire	Color	Function
W1	Brown	Ground
W2	White	Supply Voltage
W3	Yellow	Humidity Voltage
W4	Green	NTC Resistance
W5	Black	Shield

ORDERING INFORMATION (MULTIPLE PACKAGE QUANTITY OF 10 PIECES).
HTM 2500 HUMIDITY ANALOG VOLTAGE OUTPUT MODULE.



