


# POWER OVER ETHERNET (PoE) MAGNETICS

## 10/100BASE-TX VoIP Magnetics Modules



- RoHS-5 peak reflow temperature rating 235°C
- RoHS-6 peak reflow temperature rating 245°C
- IEEE 802.3af/ANSI X3.263 compliant performance
- Designed for IP phone or switch applications

### Electrical Specifications @ 25°C — Operating Temperature 0°C to 70°C

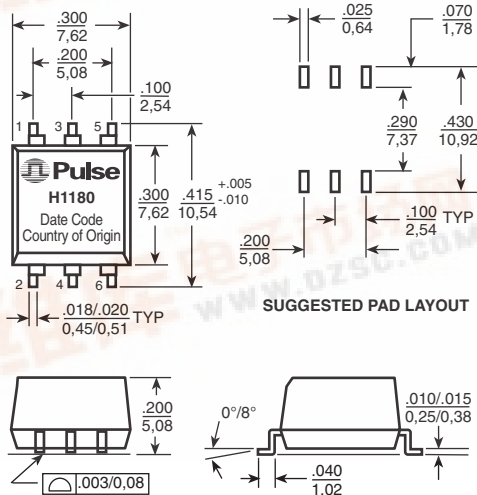
RoHS-5 <sup>3</sup> Compliant Part Number	RoHS-6 <sup>4</sup> Compliant Part Number	Ports	Insertion Loss (dB MAX)	Return Loss (dB MIN @ 100 Ω)				Differential to Common Mode Rejection (dB MIN)			Crosstalk (dB MIN)			Hipot (V <sub>RMS</sub> MIN)	DC Resistance Balance ≤ (%)
				1-100MHz	1-30MHz	40MHz	50MHz	60-80MHz	30MHz	60MHz	100MHz	30MHz	60MHz		
H1180	H1180NL <sup>2c</sup>	1	-1.2	-16	-14	-13	-12	-43	-37	-33	-45	-40	-35	1500	—
H1187	H1187NL <sup>4c</sup>	1	-1.2	-16	-14	-13	-12	-43	-37	-33	-45	-40	-35	1500	—
H1197	H1197NL <sup>2c</sup>	1	-1.2	-16	-14	-13	-12	-43	-37	-33	-45	-40	-35	1500	—
H2019	H2019NL <sup>2c</sup>	1	-1.2	-16	-14	-13	-12	-43	-37	-33	-45	-40	-35	1500	3.5
H2005A	H2005ANL <sup>2c</sup>	2	-1.2	-16	-14	-13	-12	-50	-43	-35	-43	-37	-33	1500	3.5
H2006A	H2006ANL <sup>2d</sup>	2	-1.2	-16	-14	-13	-12	-43	-37	-33	-43	-37	-31	1500	3.5
H2008	H2008 NL <sup>2d</sup>	2	-1.2	-16	-14	-13	-12	-40	-35	-30	-43	-37	-33	1500	3.5
H2009	H2009NL <sup>2a</sup>	2	-1.1	-16	-14	-13	-12	-43	-37	-33	-43	-37	-33	1500	3.5
H2014	—	4	-1.2	-16	-14	-13	-12	-43	-37	-33	-45	-40	-35	1500	3.5
H2017	H2017NL <sup>2c</sup>	4	-1.2	-16	-14	-13	-12	-43	-37	-33	-45	-40	-35	1800	3.5
HX2019 <sup>1</sup>	HX2019NL <sup>1, 2a</sup>	1	-1.4	-16	-14	-13	-12	—	—	—	-45	-40	-35	1500	3.5

1. Extended operating temperature (-40°C to +85°C)
2. MSL (Moisture Sensitivity Level): a = 1 b = 2 c = 3 d = 4 e = 5
3. RoHS-5: Product does not contain 5 out of the 6 banned substances specified in the RoHS directive (product contains lead in applications considered solder).
4. RoHS-6: Product does not contain 5 out of the 6 banned substances specified in the RoHS directive. Some internal connections may contain lead in high-temperature solder (solder alloys containing more than 85% lead).

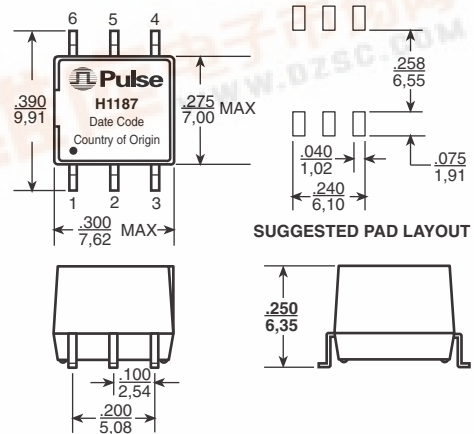
NOTE: When ordering Tape & Reel packaging, add the suffix "T" to the end of the part number. For example: H2008NLT.

## Mechanicals

### H1180



### H1187



Dimensions:  $\frac{\text{Inches}}{\text{mm}}$  Unless otherwise specified, all tolerances are  $\pm \frac{.010}{0,25}$

Weight . . . . . 0.6 grams  
Tape & Reel . . . . . 500/reel  
Tube . . . . . 70/tube

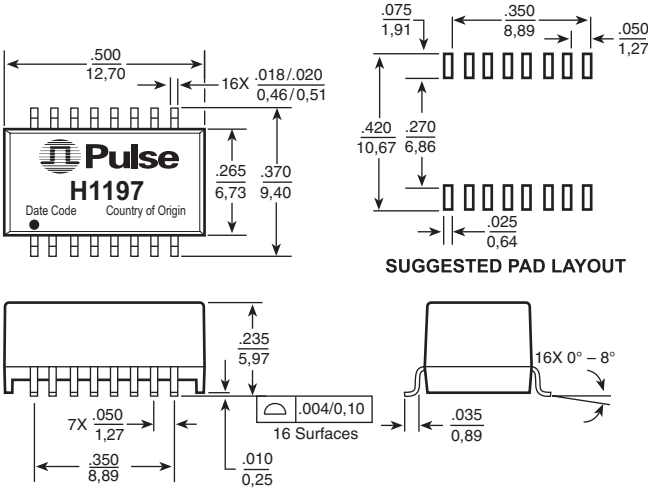
# POWER OVER ETHERNET (PoE) MAGNETICS

## 10/100BASE-TX VoIP Magnetics Modules

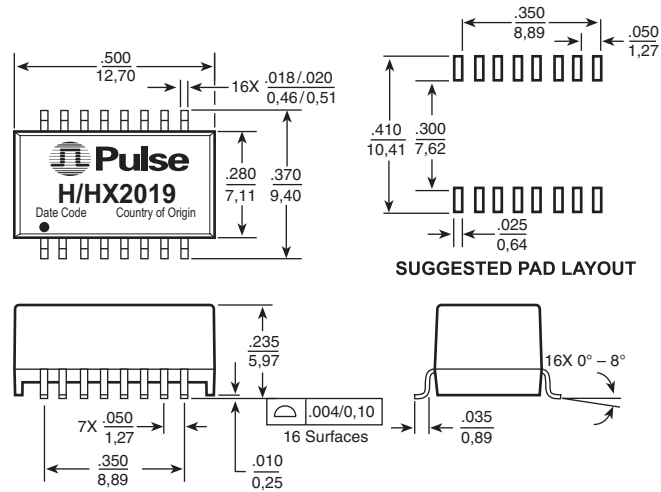


### Mechanicals

#### H1197



#### H2019, HX2019

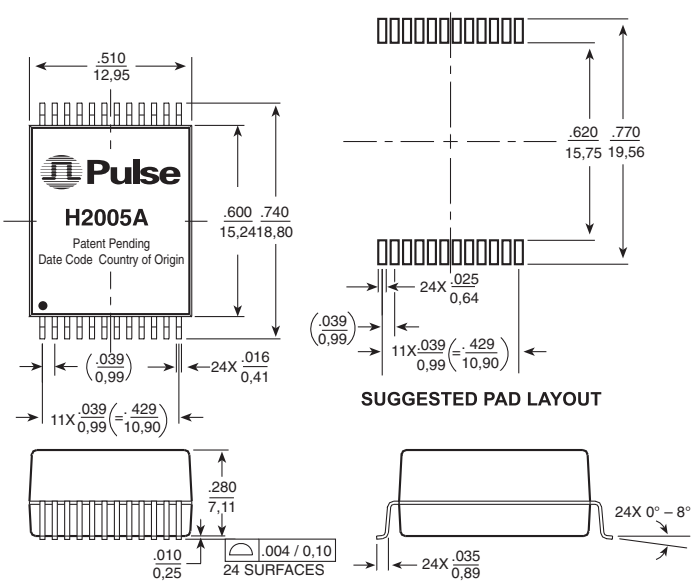


Weight ..... 2.8 grams  
Tape & Reel ..... 600/reel  
Tube ..... 45/tube

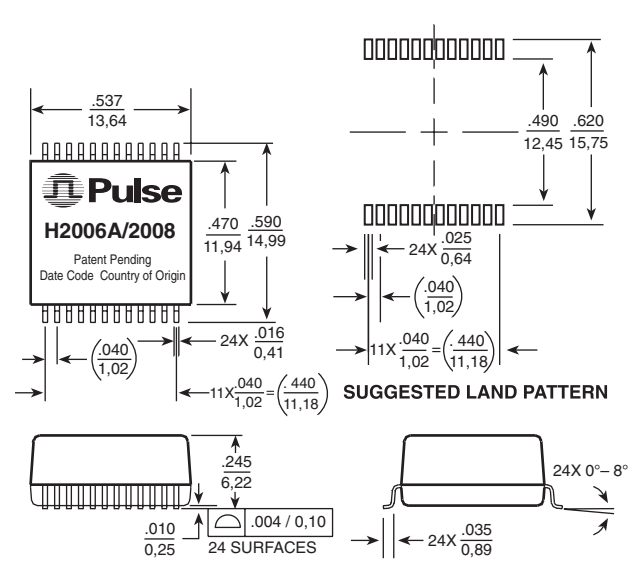
Dimensions:  $\frac{\text{Inches}}{\text{mm}}$  Unless otherwise specified, all tolerances are  $\pm \frac{.010}{0,25}$

Weight ..... 1.0 grams  
Tape & Reel ..... 600/reel  
Tube ..... 45/tube

#### H2005A



#### H2006A, H2008



Weight ..... 2.7 grams  
Tape & Reel ..... 300/reel  
Tube ..... 25/tube

Dimensions:  $\frac{\text{Inches}}{\text{mm}}$  Unless otherwise specified, all tolerances are  $\pm \frac{.010}{0,25}$

Weight ..... 2.4 grams  
Tape & Reel ..... 350/reel  
Tube ..... 35/tube

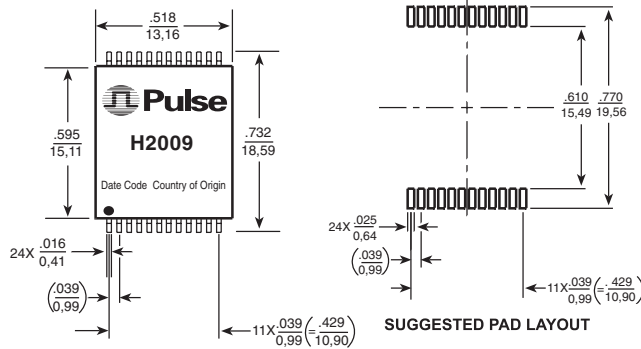
# POWER OVER ETHERNET (PoE) MAGNETICS

## 10/100BASE-TX VoIP Magnetics Modules

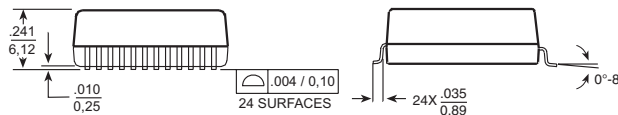


### Mechanicals (continued)

#### H2009

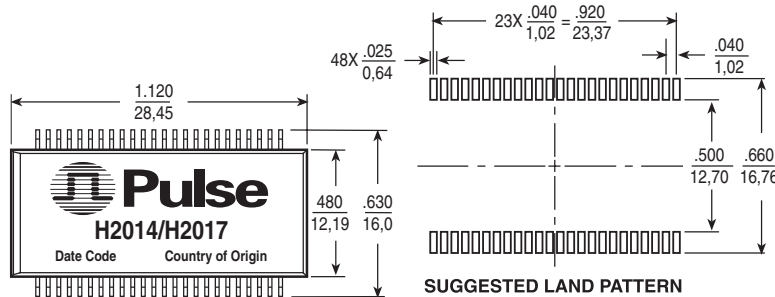


Dimensions:  $\frac{\text{Inches}}{\text{mm}}$   
 Unless otherwise specified,  
 all tolerances are  $\pm .010$   
 $\frac{\text{mm}}{0,25}$

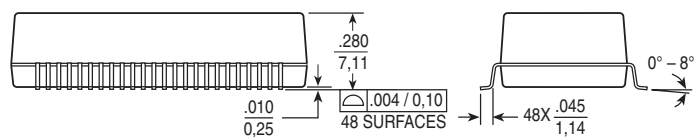


Weight . . . . . 1.6 grams  
 Tape & Reel . . . . . 300/reel  
 Tube . . . . . 35/tube

#### H2014, H2017



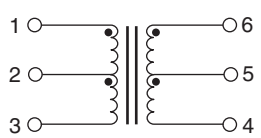
Dimensions:  $\frac{\text{Inches}}{\text{mm}}$   
 Unless otherwise specified,  
 all tolerances are  $\pm .010$   
 $\frac{\text{mm}}{0,25}$



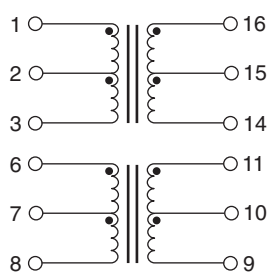
Weight . . . . . 5.0 grams  
 Tape & Reel . . . . . 250 /reel  
 Tube . . . . . 15/tube

### Schematics

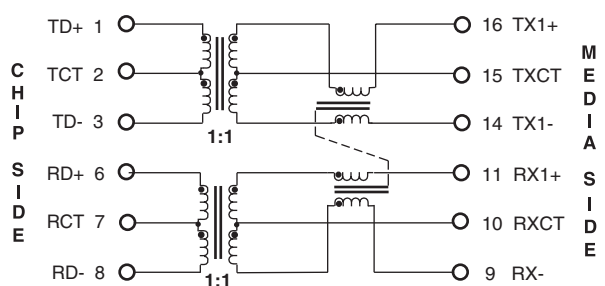
#### H1180, H1187



#### H1197



#### H2019, HX2019



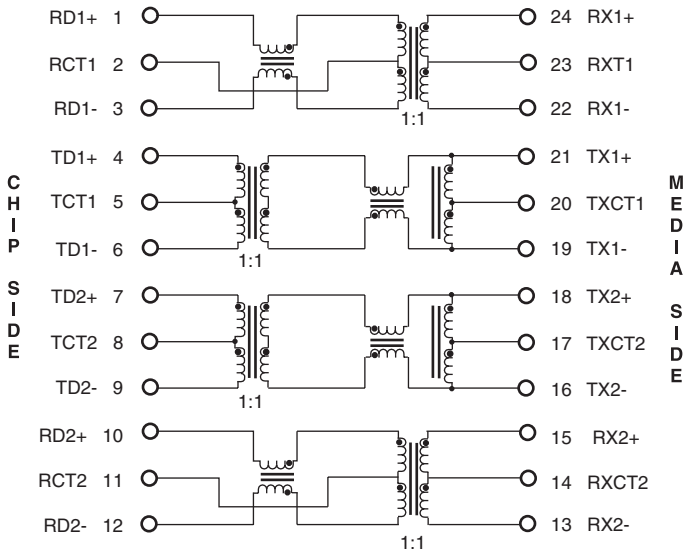
# POWER OVER ETHERNET (PoE) MAGNETICS

## 10/100BASE-TX VoIP Magnetics Modules

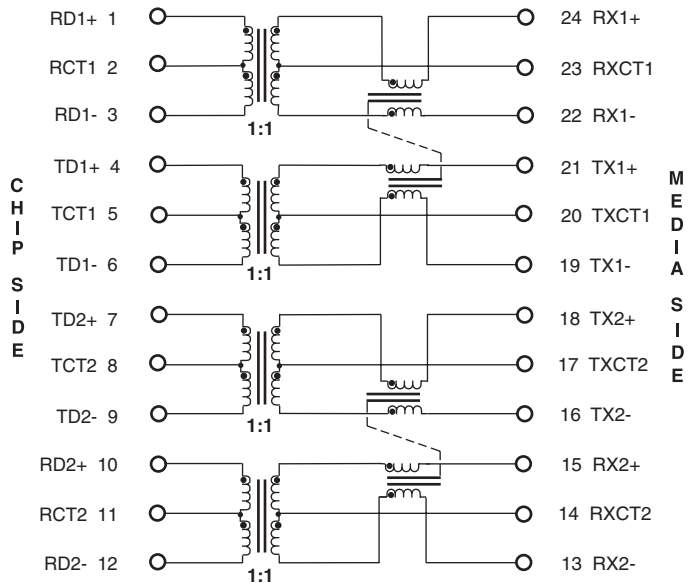


### Schematics (continued)

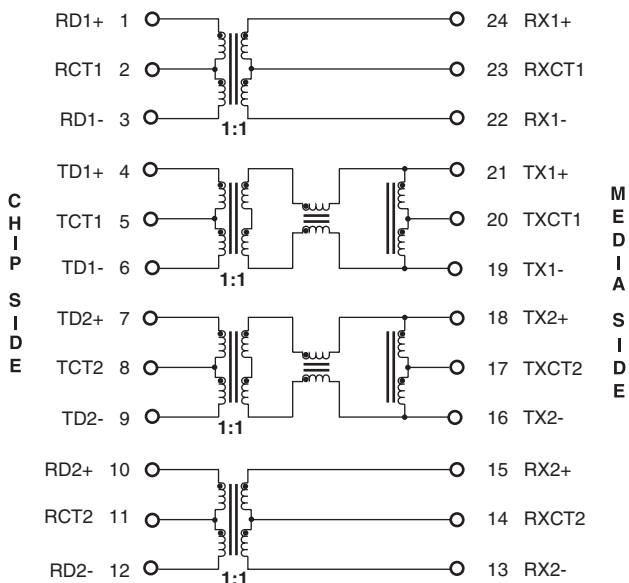
**H2005A**



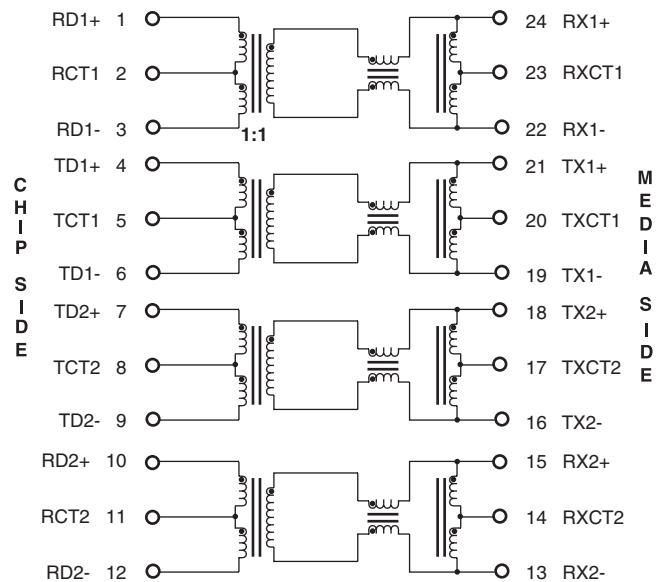
**H2006A**



**H2008**



**H2009**



# POWER OVER ETHERNET (PoE) MAGNETICS

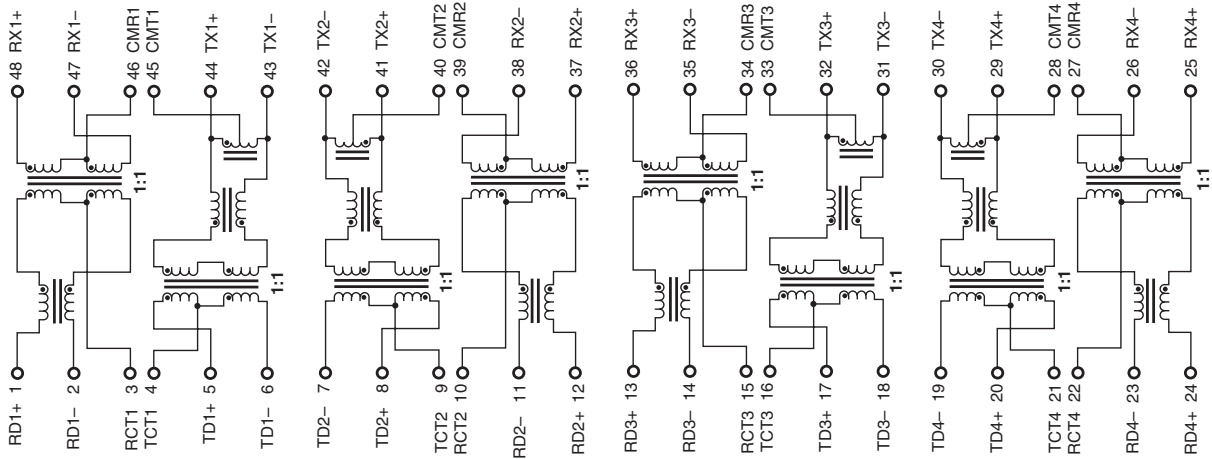
## 10/100BASE-TX VoIP Magnetics Modules



### Schematics (continued)

**H2014**

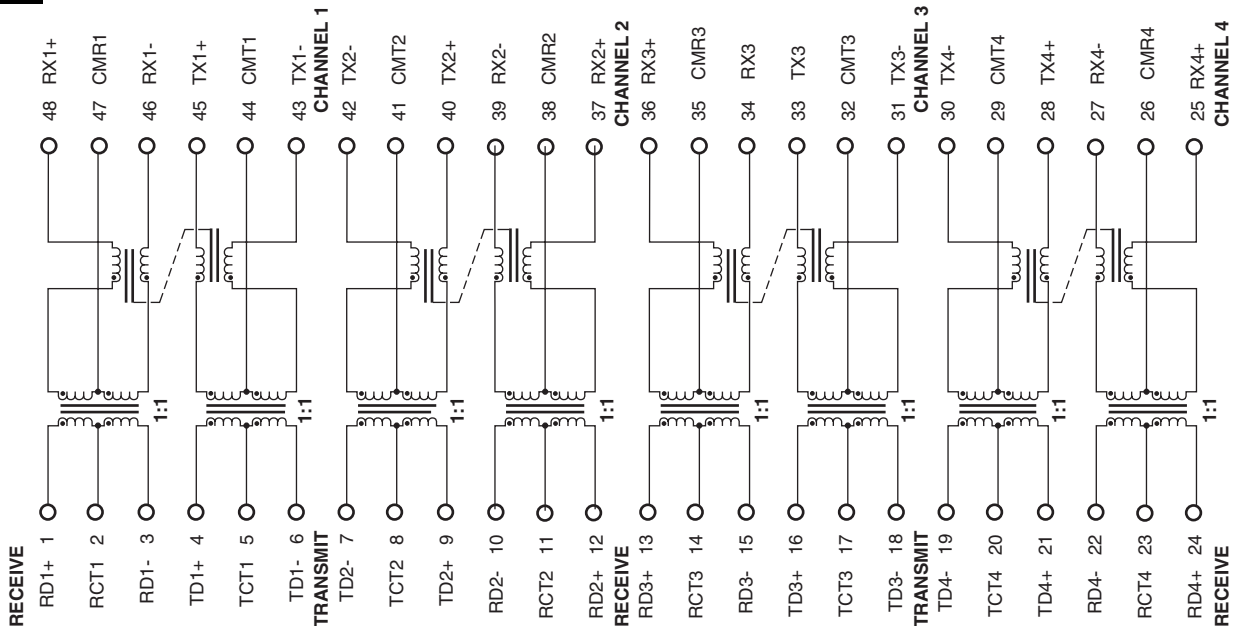
MEDIA SIDE



CHIP SIDE

**H2017**

MEDIA SIDE



CHIP SIDE

### For More Information:

**Pulse Worldwide Headquarters**

12220 World Trade Dr.  
San Diego, CA 92128  
U.S.A.

**Pulse Europe**

Einsteinstrasse 1  
D-71083 Herrenberg  
Germany

**Pulse China Headquarters**

B402, Shenzhen  
Tech-Innovation International  
Tenth Kejianan Rd.  
High-Tech Industrial Park  
Nanshan District, Shenzhen  
China

**Pulse North China**

Room 1503  
XinYin Building  
No. 888 YiShan Rd.  
Shanghai 200233  
China

**Pulse South Asia**

150 Kampong Ampat  
#07-01/02  
KA Centre  
Singapore 368324

**Pulse North Asia**

No. 26  
Kao Ching Rd.  
Yang Mei Chen  
Taoyuan Hsien  
Taiwan, R. O. C.

[www.pulseeng.com](http://www.pulseeng.com)

Tel: 858 674 8100  
Fax: 858 674 8262

Tel: 49 7032 7806 0  
Fax: 49 7032 7806 135

Tel: 86 755 33966678  
Fax: 86 755 33966700

Tel: 86 21 54643211/2  
Fax: 86 21 54643210

Tel: 65 6287 8998  
Fax: 65 6280 0080

Tel: 886 3 4641811  
Fax: 886 3 4641911

Performance warranty of products offered on this data sheet is limited to the parameters specified. Data is subject to change without notice. Other brand and product names mentioned herein may be trademarks or registered trademarks of their respective owners.

© Copyright, 2007, Pulse Engineering, Inc. All rights reserved.