




IFC-0805

Vishay Dale

High Q/SRF, Low Value Chip Inductors



FEATURES

- High reliability
- Surface mountable
- High self-resonant frequency
- 2 % tolerance available
- Temperature range: - 40 °C to + 125 °C (no load)
- 40 °C to + 85 °C (full rated current)
- Lead (Pb)-free terminations and RoHS compliant



RoHS COMPLIANT

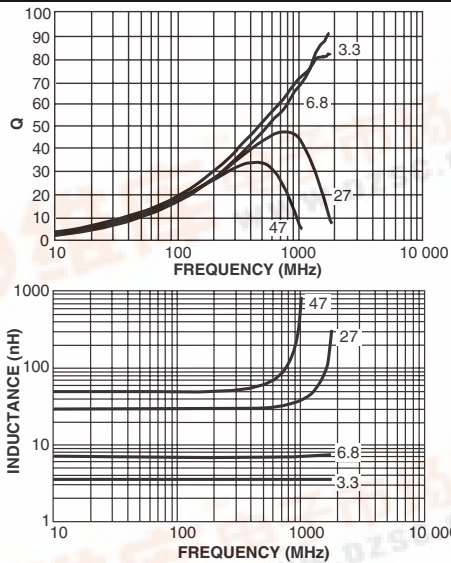
STANDARD ELECTRICAL SPECIFICATIONS

MODEL	L 100 MHz (nH)	L TOL.	Q 100 MHz (Typ.)	Q 800 MHz (Typ.)	Q 1700 MHz (Typ.)	SRF MHz (Typ.)	DCR Ohms (Max.)	RATED DC CURRENT (mA)
IFC-0805	1.5	0.3 nH	18	57	125	> 15 000	0.04	1000
	1.8	0.3 nH	12	45	58	> 15 000	0.06	1000
	2.2	0.3 nH	12	45	68	> 15 000	0.09	1000
	2.7	0.3 nH	12	46	71	12 000	0.11	1000
	3.3	10 %	12	46	67	11 000	0.13	1000
	3.9	10 %	15	55	80	9000	0.13	500
	4.7	10 %	15	53	78	7000	0.16	500
	5.6	10 %	13	53	80	6500	0.17	500
	6.8	10 %	14	53	65	4800	0.20	500
	8.2	10 %	15	50	77	3600	0.25	500
	10	10 %	13	48	67	3500	0.36	500
	12	10 %	14	48	68	3400	0.41	500
	15	10 %	15	48	59	3100	0.49	400
	18	10 %	14	48	48	2550	0.69	400
	22	10 %	16	39	-	1750	0.70	400
	27	10 %	16	41	-	1600	0.95	300
	33	10 %	16	39*	-	1300	1.1	300
	39	10 %	18	32*	-	1200	1.1	300
	47	10 %	17	30*	-	1060	1.2	300

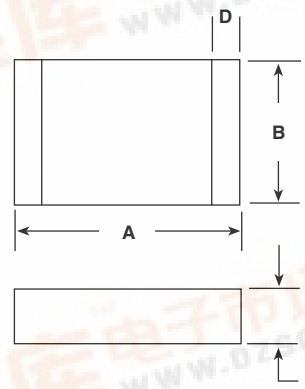
L, Q, SRF measured on HP-4291A and HP-8753D

* 500 MHz

PERFORMANCE GRAPHS: INDUCTANCE AND Q VS FREQUENCY



DIMENSIONS in inches [millimeters]

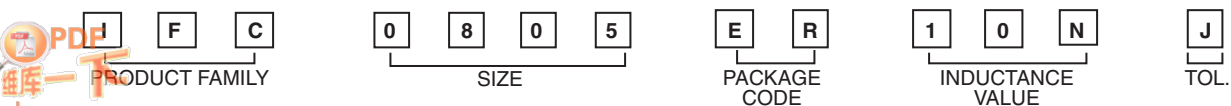


MODEL	A	B	C	D
IFC-0805	0.079 ± 0.006 [2.00 ± 0.15]	0.049 ± 0.006 [1.25 ± 0.15]	0.020 ± 0.006 [0.50 ± 0.15]	0.015 Max. [0.38 Max.]

DESCRIPTION

IFC-0805 MODEL	10 nH INDUCTANCE VALUE	± 5 % INDUCTANCE TOLERANCE	ER PACKAGE CODE	e3 JEDEC LEAD (Pb)-FREE STANDARD
-------------------	------------------------------	----------------------------------	-----------------------	--

GLOBAL PART NUMBER





Disclaimer

All product specifications and data are subject to change without notice.

Vishay Intertechnology, Inc., its affiliates, agents, and employees, and all persons acting on its or their behalf (collectively, "Vishay"), disclaim any and all liability for any errors, inaccuracies or incompleteness contained herein or in any other disclosure relating to any product.

Vishay disclaims any and all liability arising out of the use or application of any product described herein or of any information provided herein to the maximum extent permitted by law. The product specifications do not expand or otherwise modify Vishay's terms and conditions of purchase, including but not limited to the warranty expressed therein, which apply to these products.

No license, express or implied, by estoppel or otherwise, to any intellectual property rights is granted by this document or by any conduct of Vishay.

The products shown herein are not designed for use in medical, life-saving, or life-sustaining applications unless otherwise expressly indicated. Customers using or selling Vishay products not expressly indicated for use in such applications do so entirely at their own risk and agree to fully indemnify Vishay for any damages arising or resulting from such use or sale. Please contact authorized Vishay personnel to obtain written terms and conditions regarding products designed for such applications.

Product names and markings noted herein may be trademarks of their respective owners.