

ISA2191AT2

FOR LOW FREQUENCY AMPLIFY APPLICATION
SILICON PNP EPITAXIAL TYPE

DESCRIPTION

ISA2191AT2 is a super mini package resin sealed silicon PNP epitaxial transistor,It is designed for low frequency application.
Since it is a super-thin flat lead type package,a high-density mounting are possible.

FEATURE

- Super-thin flat lead type package. $t=0.5\text{mm}$
- Excellent linearity of DC forward current gain.
- Low collector to emitter saturation voltage
 $V_{CE(sat)}=-0.3\text{V max (@}I_C=-100\text{mA}/I_B=-10\text{mA)}$

APPLICATION

For hybrid IC,small type machine low frequency voltage amplify application

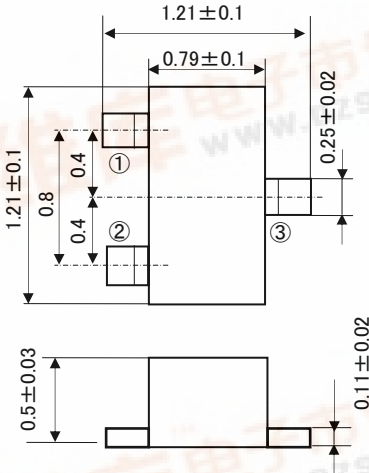
MAXIMUM RATINGS($T_a=25^{\circ}\text{C}$)

Symbol	Parameter	Ratings	Unit
VCBO	Collector to Base voltage	-60	V
VEBO	Emitter to Base voltage	-6	V
VCEO	Collector to Emitter voltage	-50	V
IC	Collector current	-150	mA
PC	Collector dissipation	125 (※)	mW
Tj	Junction temperature	125	°C
Tstg	Storage temperature	-55~125	°C

※package mounted on $9\times 19\times 1\text{mm}$ glass-epoxy substrate.

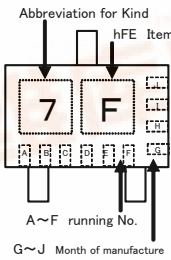
OUTLINE DRAWING

Unit:mm



JEITA:—
ISAHAYA: T-USM
TERMINAL CONNECTER
①: BASE
②: EMITTER
③: COLLECTOR

MARKING



電氣的特性 ($T_a=25^{\circ}\text{C}$)

Parameter	Symbol	Test conditions	Limits			Unit
			Min	Min	Min	
Collector to Emitter Breakdown voltage	$V(BR)_{CEO}$	$I_C=-100\mu\text{A}, R_{BE}=\infty$	-50	-	-	V
Collector cut off current	I_{CBO}	$V_{CB}=-60\text{V}, I_E=0\text{mA}$	-	-	-0.1	μA
Emitter cut off current	I_{EBO}	$V_{EB}=-6\text{V}, I_C=0\text{mA}$	-	-	-0.1	μA
DC forward current gain	hFE^*	$V_{CE}=-6\text{V}, I_C=-1\text{mA}$	150	-	500	-
DC forward current gain	hFE	$V_{CE}=-6\text{V}, I_C=-100\mu\text{A}$	90	-	-	-
C to E saturation voltage	$V_{CE(sat)}$	$I_C=-100\text{mA}, I_B=-10\text{mA}$	-	-	-0.3	V
Gain bandwidth product	ft	$V_{CE}=-6\text{V}, I_E=10\text{mA}$	-	200	-	MHz
Collector output capacitance	Cob	$V_{CB}=-6\text{V}, I_E=0\text{A}, f=1\text{MHz}$	-	3.0	-	pF

※ It shows hFE classification in below table

Item	E	F
hFE	150~300	250~500

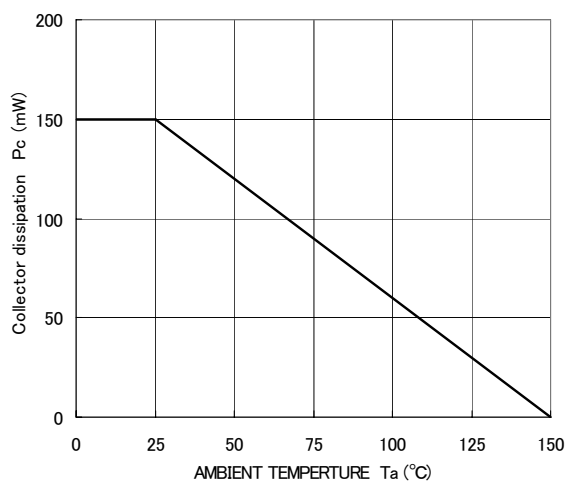


〈Transistor〉

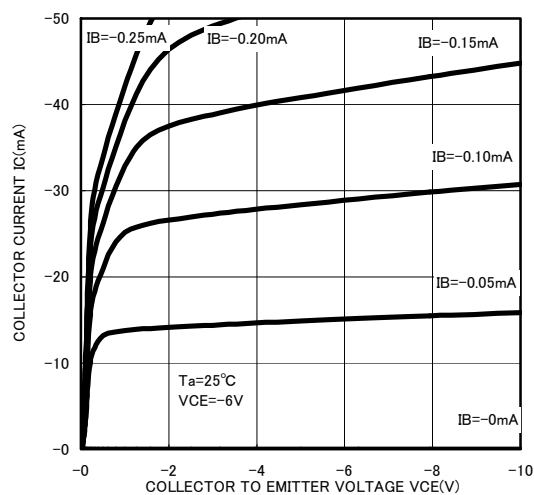
ISA2191AT2

FOR LOW FREQUENCY AMPLIFY APPLICATION
SILICON PNP EPITAXIAL TYPE

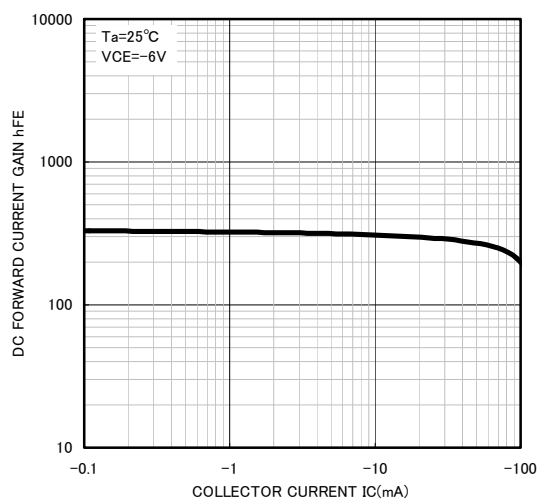
Collector dissipation—AMBIENT TEMPERATURE



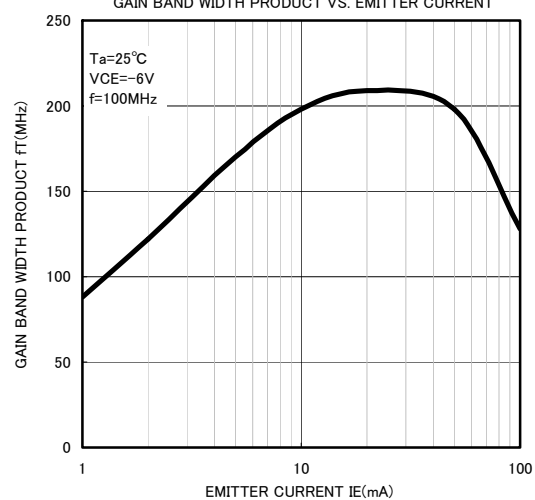
COMMON EMITTER OUTPUT



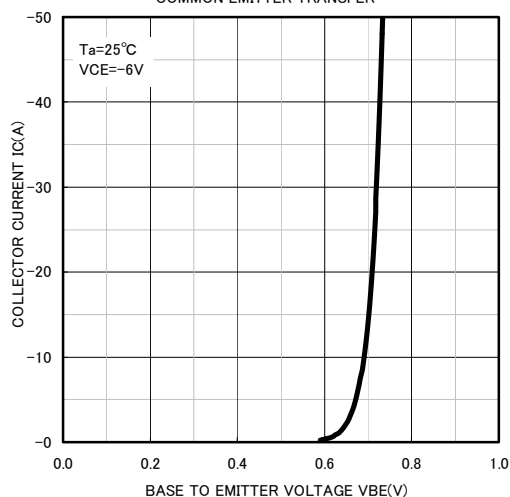
DC FORWARD CURRENT GAIN VS. COLLECTOR CURRENT



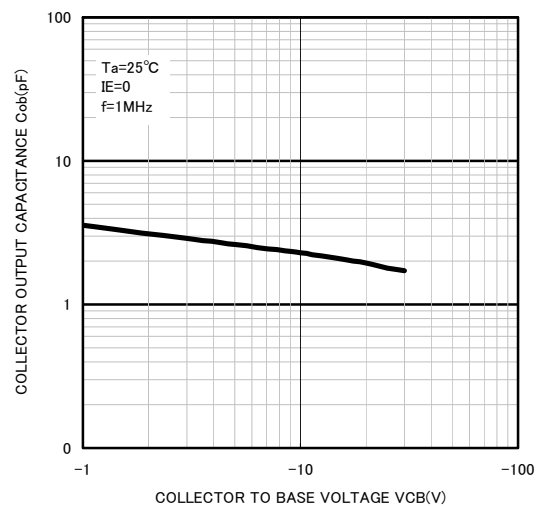
GAIN BAND WIDTH PRODUCT VS. EMITTER CURRENT



COMMON EMITTER TRANSFER



COLLECTOR OUTPUT CAPACITANCE VS. COLLECTOR TO BASE VOLTAGE





Marketing division, Marketing planning department

6-41 Tsukuba, Isahaya, Nagasaki, 854-0065 Japan

Keep safety first in your circuit designs!

• ISAHAYA Electronics Corporation puts the maximum effort into making semiconductor products better and more reliable, but there is always the possibility that trouble may occur with them. Trouble with semiconductors may lead to personal injury, fire or property damage. Remember to give due consideration to safety when making your circuit designs, with appropriate measures such as (1) placement of substitutive, auxiliary, (2) use of non-flammable material or (3) prevention against any malfunction or mishap.

Notes regarding these materials

- These materials are intended as a reference to our customers in the selection of the ISAHAYA products best suited to the customer's application; they don't convey any license under any intellectual property rights, or any other rights, belonging ISAHAYA or third party.
 - ISAHAYA Electronics Corporation assumes no responsibility for any damage, or infringement of any third party's rights, originating in the use of any product data, diagrams, charts or circuit application examples contained in these materials.
 - All information contained in these materials, including product data, diagrams and charts, represent information on products at the time of publication of these materials, and are subject to change by ISAHAYA Electronics Corporation without notice due to product improvements or other reasons. It is therefore recommended that customers contact ISAHAYA Electronics Corporation or an authorized ISAHAYA products distributor for the latest product information before purchasing product listed herein.
 - ISAHAYA Electronics Corporation products are not designed or manufactured for use in a device or system that is used under circumstances in which human life is potentially at stake. Please contact ISAHAYA electronics corporation or an authorized ISAHAYA products distributor when considering the use of a product contained herein for any specific purposes, such as apparatus or systems for transportation, vehicular, medical, aerospace, nuclear, or undersea repeater use.
 - The prior written approval of ISAHAYA Electronics Corporation is necessary to reprint or reproduce in whole or in part these materials.
 - If these products or technologies are subject to the Japanese export control restrictions, they must be exported under a license from the Japanese government and cannot be imported into a country other than the approved destination. Any diversion or re-export contrary to the export control laws and regulations of Japan and/or the country of destination is prohibited.
 - Please contact ISAHAYA Electronics Corporation or authorized ISAHAYA products distributor for further details on these materials or the products contained therein.
-