



Micro Commercial Components

Micro Commercial Components  
20736 Marilla Street Chatsworth  
CA 91311  
Phone: (818) 701-4933  
Fax: (818) 701-4939

## Features

- Surge overload ratings 80 amperes peak
- Lead: Silver Plated Cooper Lead
- Ideal for printed circuit board
- UL Recognized File # E165989
- Case Material: Molded Plastic. UL Flammability Classification Rating 94V-0

## Maximum Ratings

- Operating Temperature: -55°C to +125°C
- Storage Temperature: -55°C to +150°C
- I<sup>2</sup>t Rating for Fusing(t<8.3ms): 10 A<sup>2</sup>s

MCC Catalog Number	Device Marking	Maximum Recurrent Peak Reverse Voltage	Maximum RMS Voltage	Maximum DC Blocking Voltage
KBP3005G	KBP3005G	50V	35V	50V
KBP301G	KBP301G	100V	70V	100V
KBP302G	KBP302G	200V	140V	200V
KBP304G	KBP304G	400V	280V	400V
KBP306G	KBP306G	600V	420V	600V
KBP308G	KBP308G	800V	560V	800V
KBP310G	KBP310G	1000V	700V	1000V

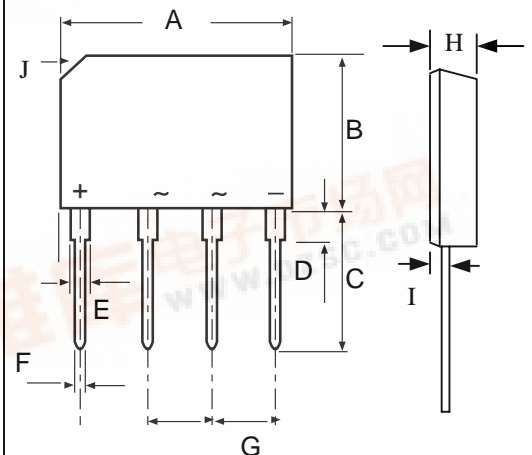
## Electrical Characteristics @ 25°C Unless Otherwise Specified

Average Forward Current	I <sub>F(AV)</sub>	3.0A	T <sub>A</sub> = 55°C
Peak Forward Surge Current	I <sub>FSM</sub>	80A	8.3ms, half sine
Maximum Forward Voltage Drop Per Element	V <sub>F</sub>	1.1V	I <sub>FM</sub> = 1.0A per element; T <sub>A</sub> = 25°C
Maximum DC Reverse Current At Rated DC Blocking Voltage	I <sub>R</sub>	10μA 1mA	T <sub>J</sub> = 25°C T <sub>J</sub> = 100°C

# KBP3005G THRU KBP310G

## 3 Amp Glass Passivated Bridge Rectifier 50 to 1000 Volts

### KBP



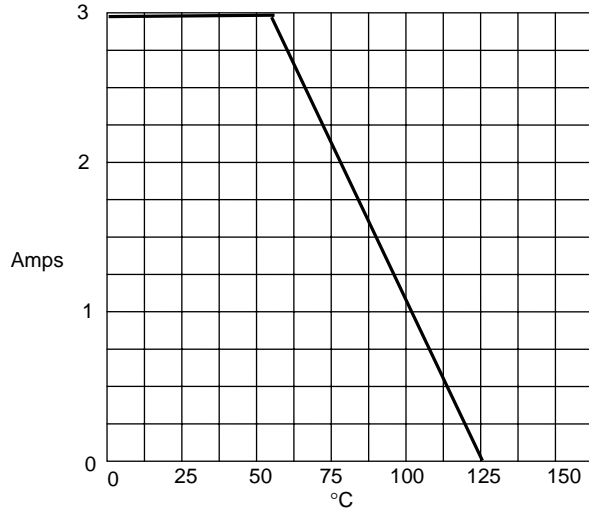
DIM	INCHES		MM		NOTE
	MIN	MAX	MIN	MAX	
A	.567	.591	14.40	15.00	
B	.410	.417	10.20	10.60	
C	.561	.581	14.25	14.73	
D	.090		2.29		
E	.046	.056	1.17	1.42	
F	.030	.034	0.76	0.86	
G	.140	.160	3.55	4.06	
H	.138	.161	3.50	4.10	
I	.045	.060	1.14	1.52	
J	.110 x45°		2.80x45°		

# KBP3005G THRU KBP310G



Micro Commercial Components

Figure 1  
Forward Derating Curve



Average Forward Rectified Current - Amperes versus  
Ambient Temperature - °C

Fig. 2 - DERATING CURVE FOR  
OUTPUT RECTIFIED CURRENT

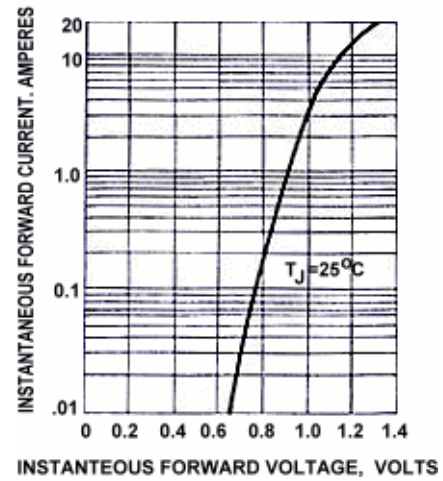


Fig. 3 - TYPICAL FORWARD  
CHARACTERISTICS

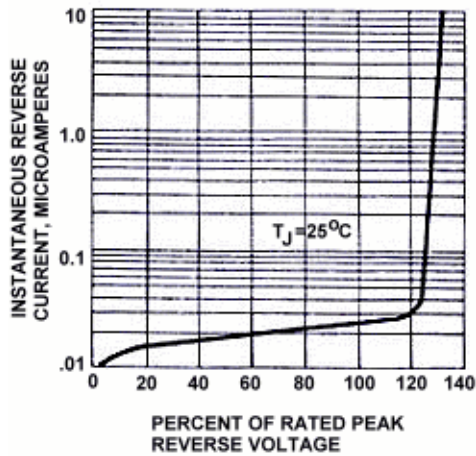
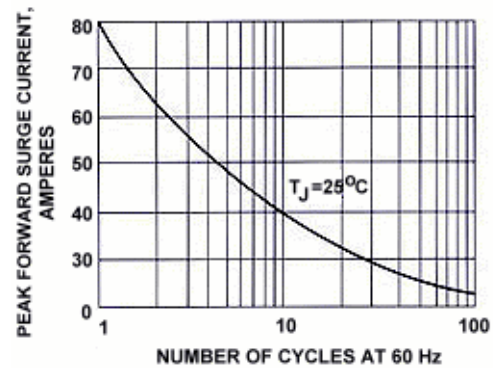


Fig. 4 - MAXIMUM FORWARD SURGE CURRENT





TM

Micro Commercial Components

**\*\*\*IMPORTANT NOTICE\*\*\***

*Micro Commercial Components Corp.* reserves the right to make changes without further notice to any product herein to make corrections, modifications, enhancements, improvements, or other changes.

*Micro Commercial Components Corp.* does not assume any liability arising out of the application or use of any product described herein; neither does it convey any license under its patent rights, nor the rights of others. The user of products in such applications shall assume all risks of such use and will agree to hold *Micro Commercial Components Corp.* and all the companies whose products are represented on our website, harmless against all damages.

**\*\*\*APPLICATIONS DISCLAIMER\*\*\***

Products offer by *Micro Commercial Components Corp.* are not intended for use in Medical, Aerospace or Military Applications.