查询KCQ30A03L供应商 捷多邦，专业PCB打样工厂，24小时加急出货

Nihon Inter Electronics Corporation

SBD Type : KCQ30A03L

OULINE DRAWING

FEATURES

* Similar to TO-247AC(TO-3P)Case
* Dual Diodes Cathode Common
* Extremely Low Forward Voltage Drop
* Low Power Loss,High Efficiency
* High Surge Current Capability
* 30 Volts thru 60 Volts Types Available

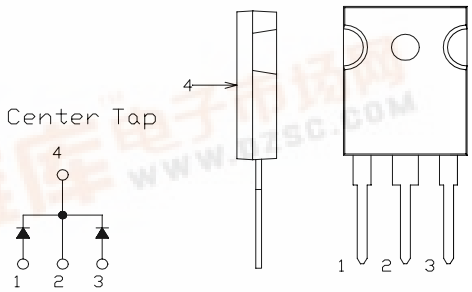

Maximum Ratings

Approx Net Weight: 5.55g

Rating	Symbol	KCQ30A03L			Unit
Repetitive Peak Reverse Voltage	V_{RRM}	30			V
Average Rectified Output Current	I_O	30	Tc=111℃	50 Hz Full Sine Wave Resistive Load	A
RMS Forward Current	$I_{F(RMS)}$	33.3			A
Surge Forward Current	I_{FSM}	250	50Hz Full Sine Wave ,1cycle Non-repetitive		A
Operating JunctionTemperature Range	T_{jw}	-40 to +150			℃
Storage Temperature Range	T_{stg}	-40 to +150			℃
Mounting torque	Ftor	recommended torque = 0.5			N•m

Electrical • Thermal Characteristics

Characteristics		Symbol	Conditions	Min.	Typ.	Max.	Unit
Peak Reverse Current		I_{RM}	Tj= 25℃, V_{RM}= V_{RRM} per Arm	-	-	15	mA
Peak Forward Voltage		V_{FM}	Tj=25℃, I_{FM}= 15A per Arm	-	-	0.49	V
Thermal Resistance	Junction to Case	Rth(j-c)	Junction to Case	-	-	1.3	℃ /W

找PDF 维库一下 pdf.dzsc.com

Nihon Inter Electronics Corporation

KCQ30A03L OUTLINE DRAWING (Dimentions in mm)

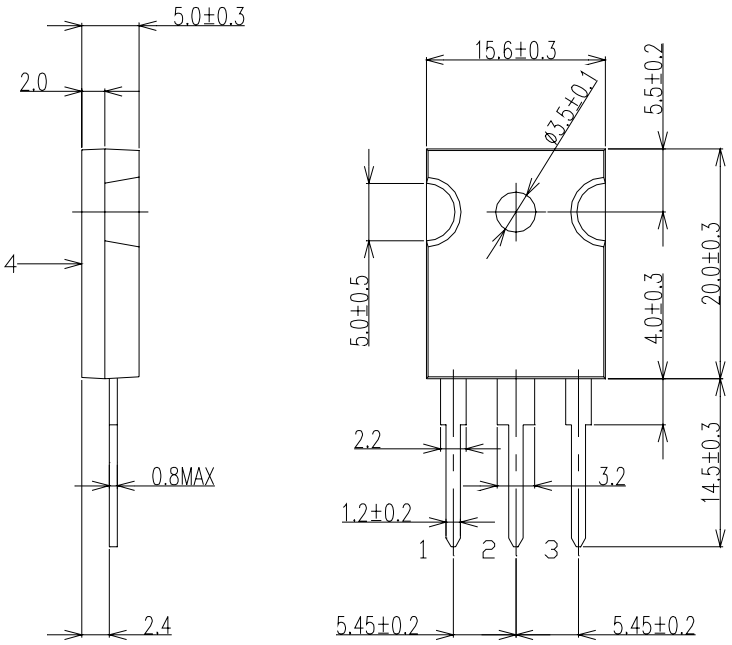

Center Tap

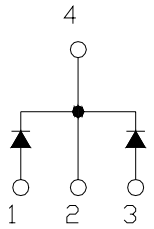

FORWARD CURRENT VS. VOLTAGE

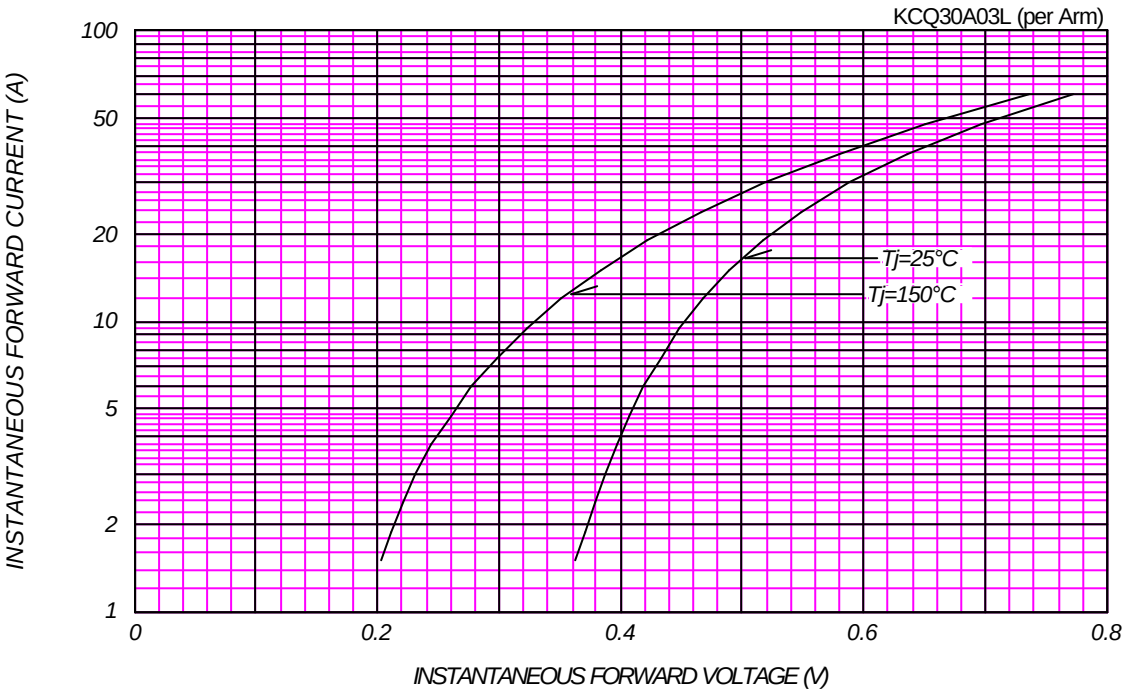

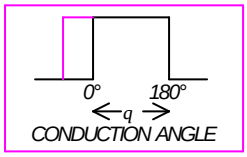

AVERAGE FORWARD POWER DISSIPATION

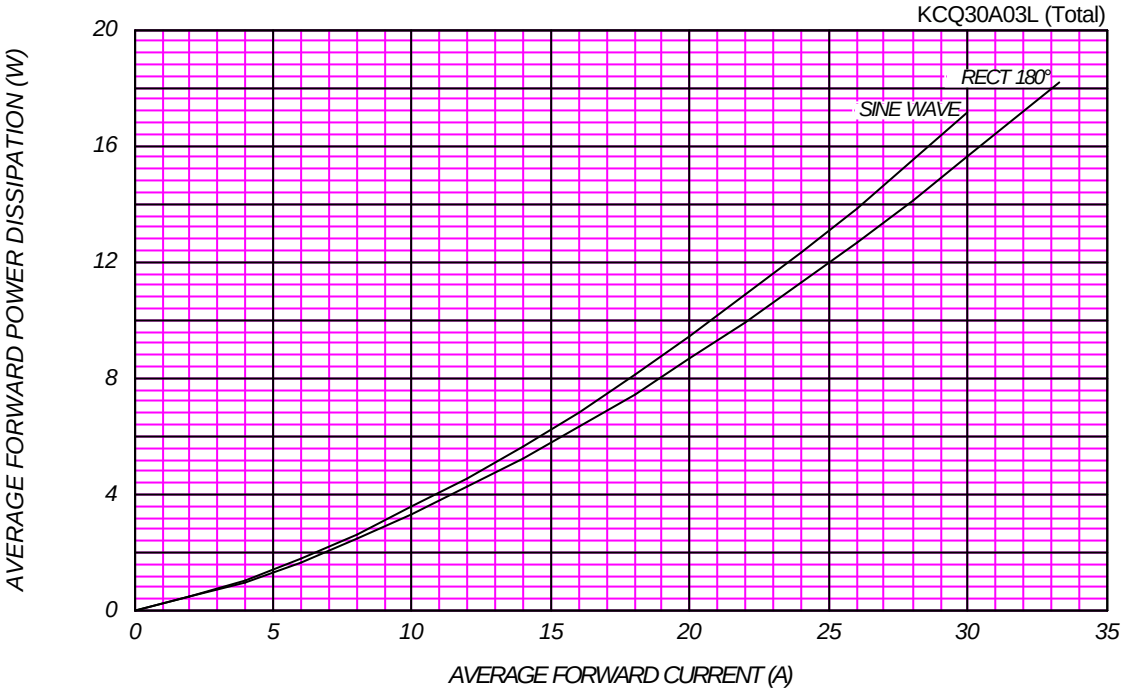

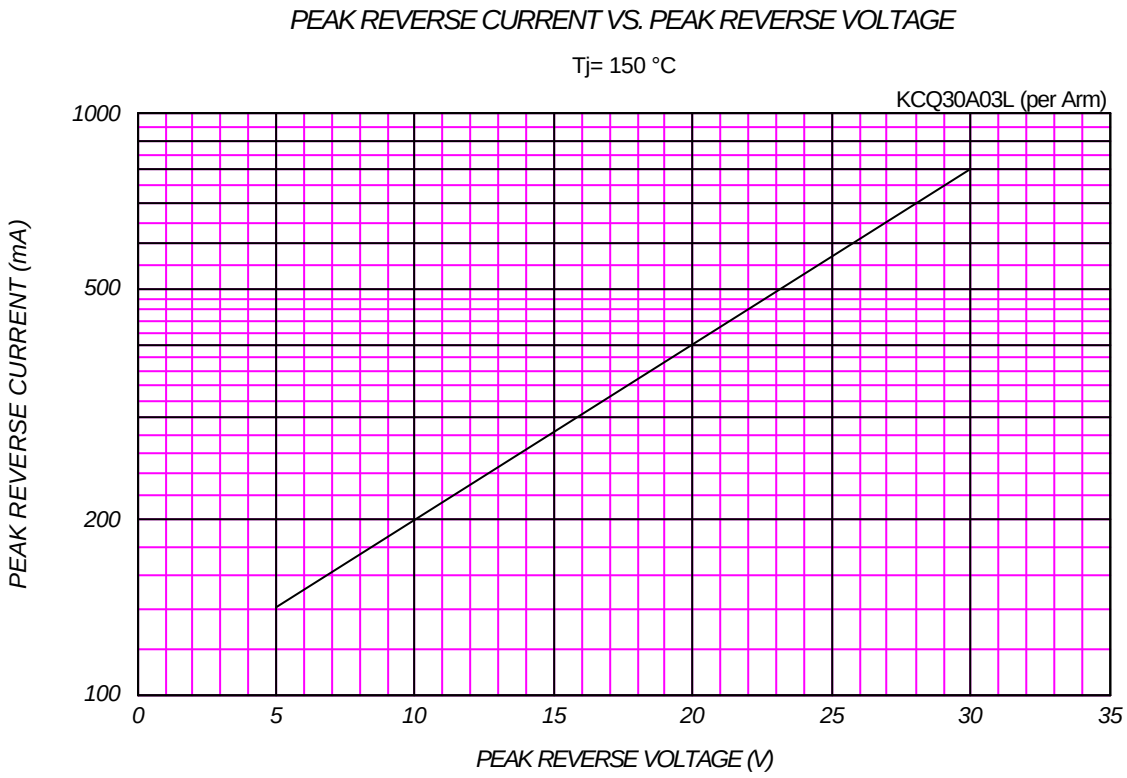
PEAK REVERSE CURRENT VS. PEAK REVERSE VOLTAGE
Tj= 150 °C
KCQ30A03L (per Arm)
1000
500
200
100
PEAK REVERSE CURRENT (mA)
0
5
10
15
20
25
30
35
PEAK REVERSE VOLTAGE (V)

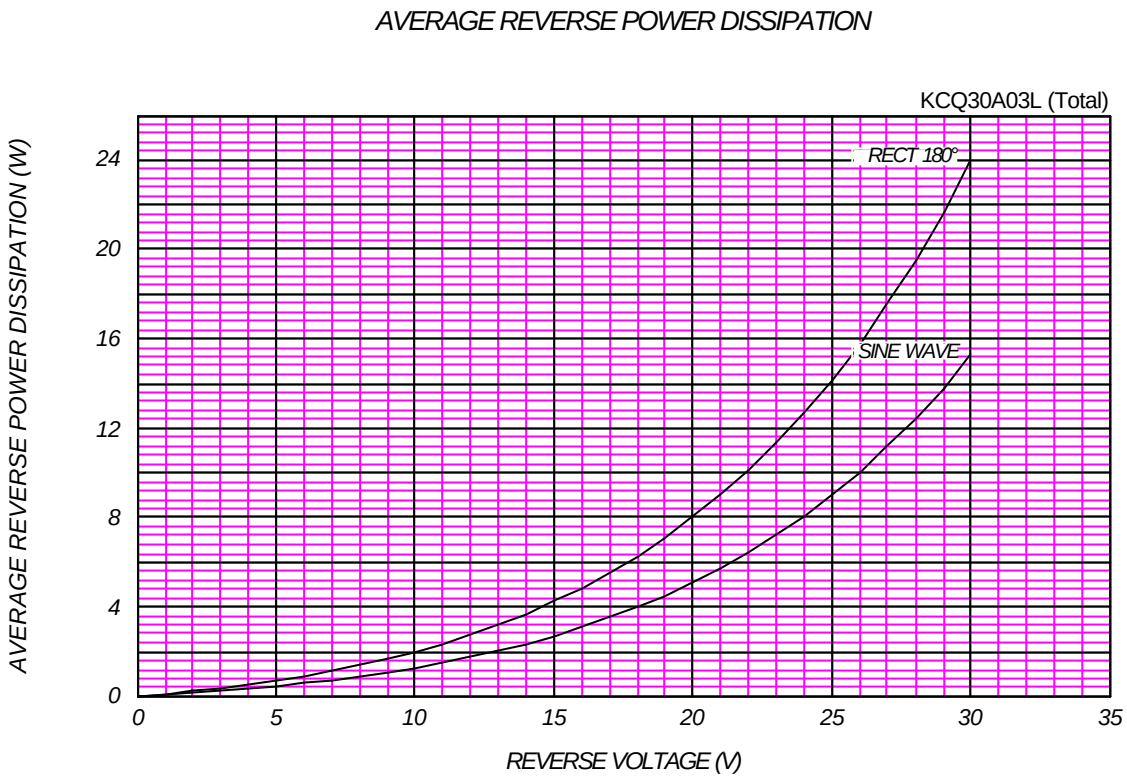
AVERAGE REVERSE POWER DISSIPATION
KCQ30A03L (Total)
RECT 180°
SINE WAVE
24
20
16
12
8
4
0
AVERAGE REVERSE POWER DISSIPATION (W)
0
5
10
15
20
25
30
35
REVERSE VOLTAGE (V)

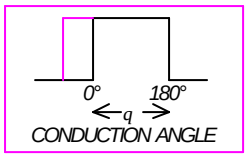

AVERAGE FORWARD CURRENT VS. CASE TEMPERATURE

V_{RM}=30 V

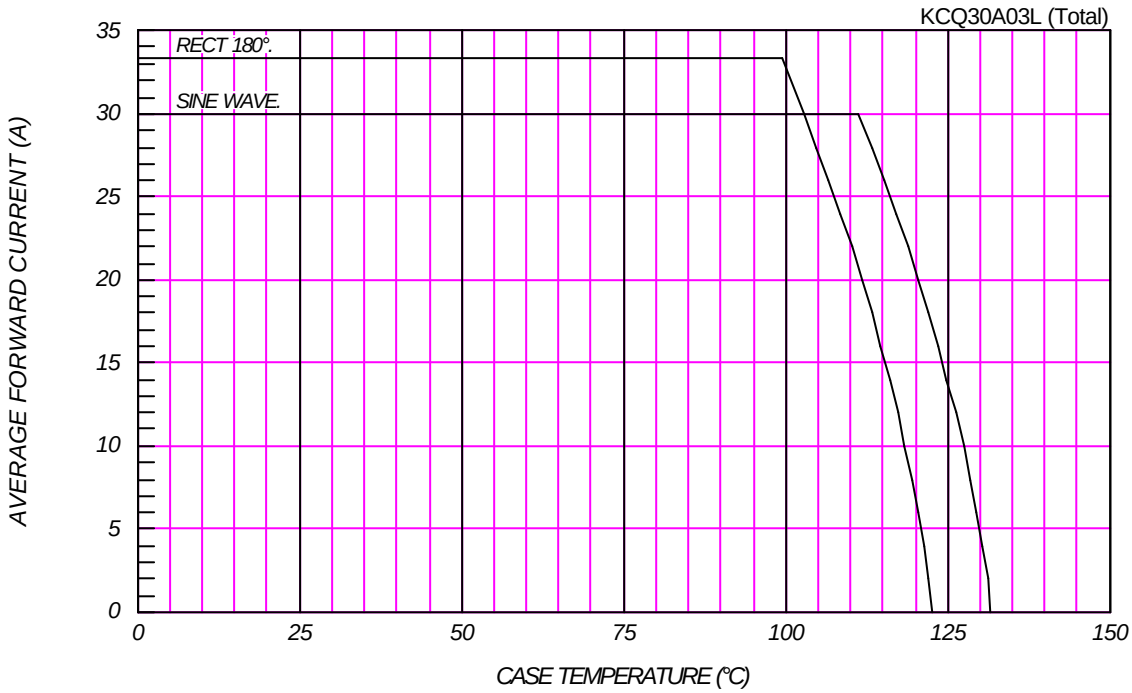

SURGE CURRENT RATINGS

f=50Hz,Sine Wave,Non-Repetitive,No Load

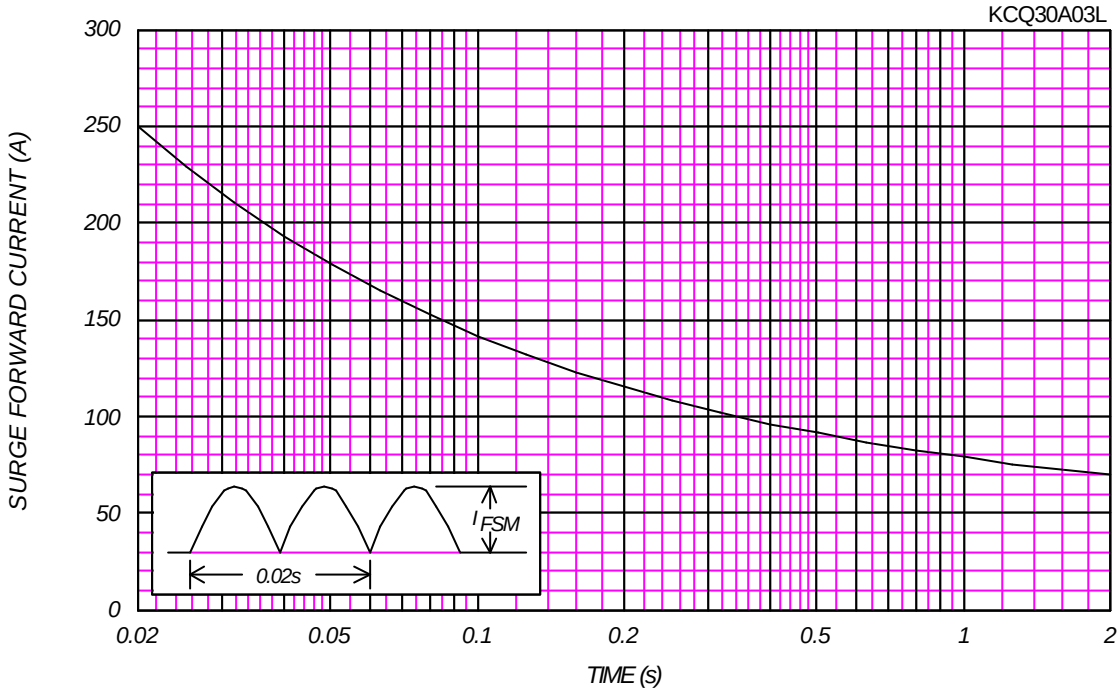

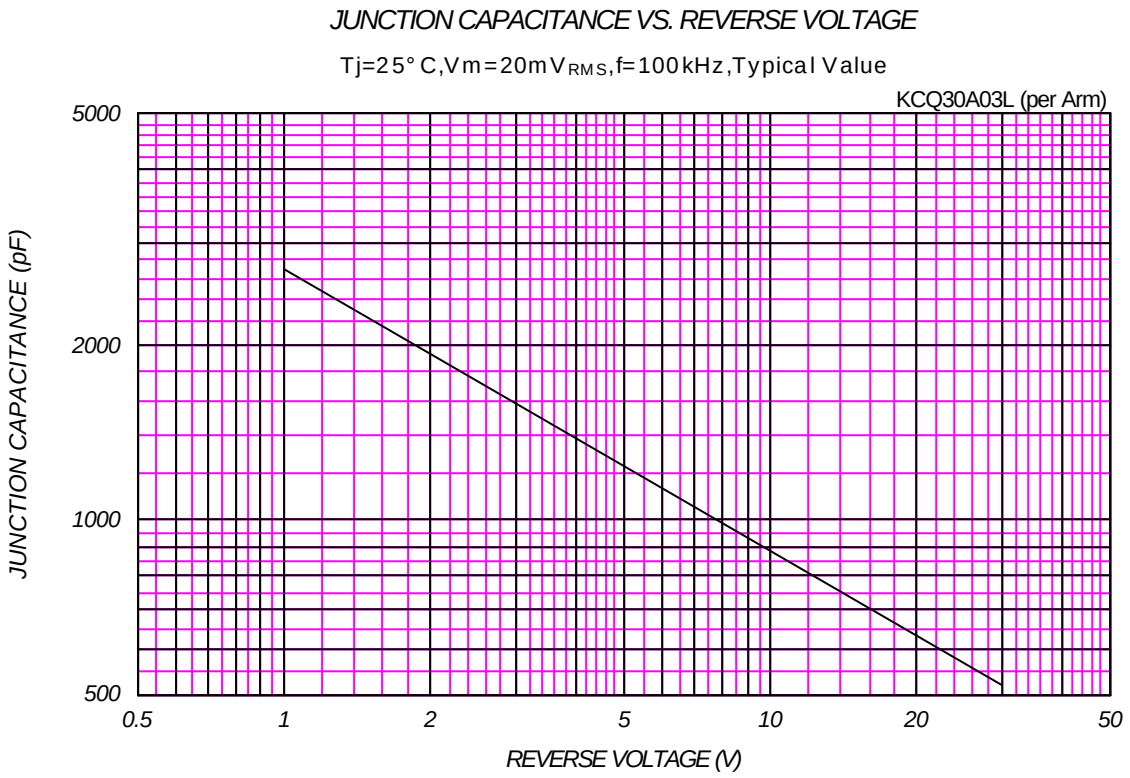
JUNCTION CAPACITANCE VS. REVERSE VOLTAGE
Tj=25° C,Vm=20mV RMS,f=100kHz,Typical Value
KCQ30A03L (per Arm)
5000
2000
1000
500
JUNCTION CAPACITANCE (pF)
0.5
1
2
5
10
20
50
REVERSE VOLTAGE (V)