

# RF IMPEDANCE TRANSFORMER

## SURFACE MOUNT MODEL: TM4-0

WIDE BANDWIDTH

0.2 - 350 MHz

**FEATURES:**

- ▶ Cost Effective
- ▶ Low Loss
- ▶ Small Size, Surface Mount
- ▶ RoHS Compliant
- ▶ Lead Free REL-PRO® Technology



Part Identifier:  
Red & Blue Dot

**SPECIFICATIONS (Rev. D 05/07/07)**

Frequency	0.2 - 350 MHz		
Impedance Ratio	1:4		
Insertion Loss (dB) *	Frequency (MHz)	Typ.	Max.
	5 - 50	0.8	1.2
	50 - 200	1.2	1.7
	0.2 - 350	1.5	2.2
Amplitude Unbalance	0.5 dB (Typ.)		
Phase Unbalance	3° (Typ.)		
Return Loss	20 dB (Typ.)		
Input Power	0.25 Watt (Max.)		
DC Current	30 mA (Max.)		
Input Impedance	50 Ohms (Nom.)		
Operating Temperature Range	-40 to +85 °C		
Storage Temperature Range	-55 to +100 °C		
* Plot excludes 3 dB Split Loss			

**Package #** 311

**PORT LOCATION**

Pri. Dot	Pri.	Sec. Dot	Sec.	Sec. CT
6	4	1	3	2

Primary: 6, 4, 1, 2, 3  
Secondary: 1, 2, 3



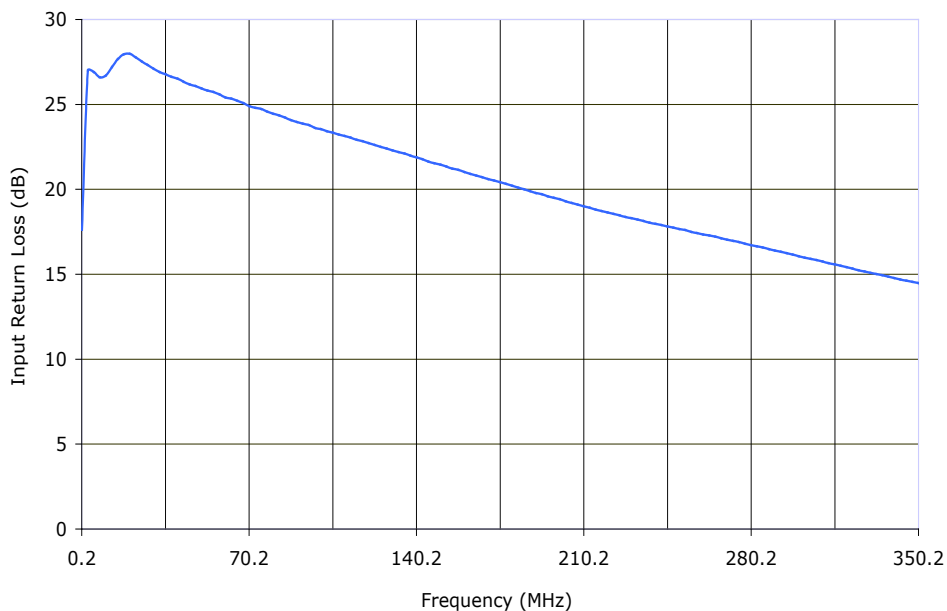
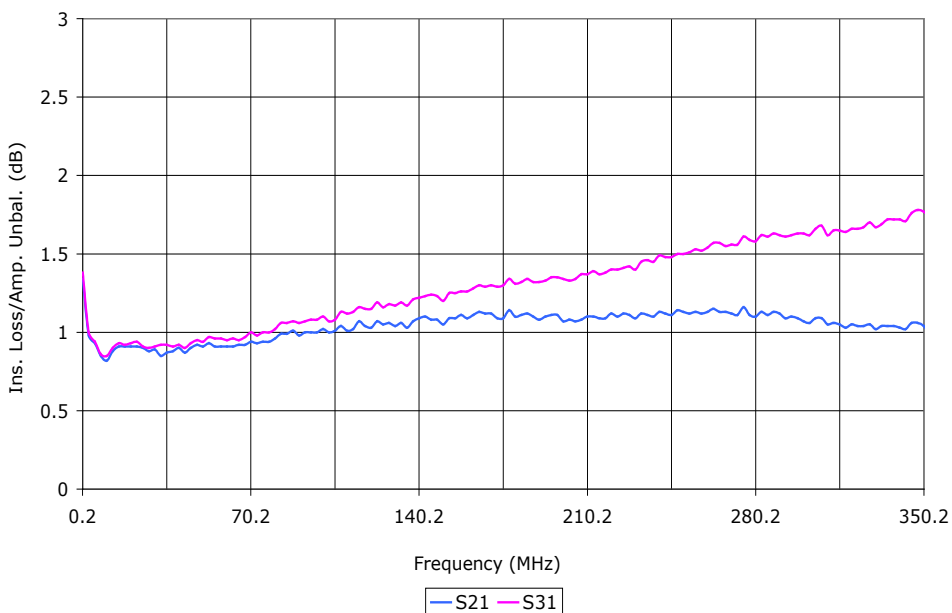
# RF IMPEDANCE TRANSFORMER

## SURFACE MOUNT MODEL: TM4-0

WIDE BANDWIDTH

0.2 - 350 MHz

Data @ 25°C



PERFORMANCE PLOTS

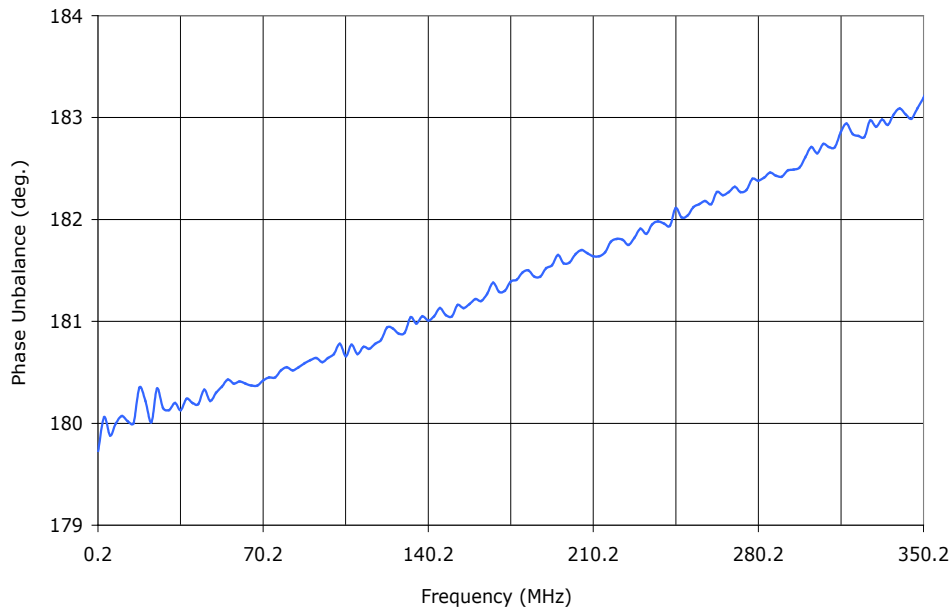
# RF IMPEDANCE TRANSFORMER

## SURFACE MOUNT MODEL: TM4-0

WIDE BANDWIDTH

0.2 - 350 MHz

Data @ 25°C



PERFORMANCE PLOTS