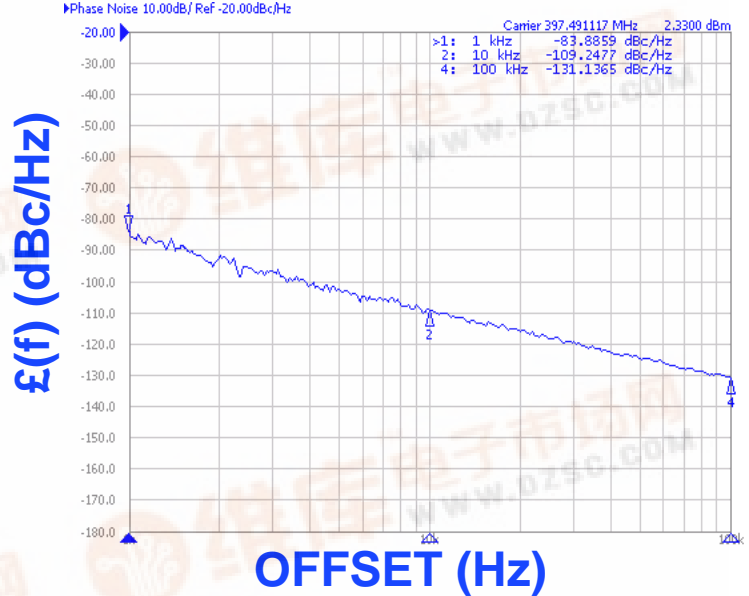




**PHASE NOISE (1 Hz BW, typical)**



**FEATURES**

- Frequency Range: 375 - 420 MHz
- Tuning Voltage: 0.5-4.5 Vdc
- MINI-14S - Style Package

**APPLICATIONS**

- UHF Radios
- Test Instrumentation
- Mobile Radios

**PERFORMANCE SPECIFICATIONS**

| PERFORMANCE SPECIFICATIONS                  | VALUE     | UNITS  |
|---|-----------|--------|
| Oscillation Frequency Range                 | 375 - 420 | MHz    |
| Phase Noise @ 10 kHz offset (1 Hz BW, typ.) | -110      | dBc/Hz |
| Harmonic Suppression (2nd, typ.)            | -10       | dBc    |
| Tuning Voltage                              | 0.5-4.5   | Vdc    |
| Tuning Sensitivity (avg.)                   | 17        | MHz/V  |
| Power Output                                | 7±2       | dBm    |
| Load Impedance                              | 50        | Ω      |
| Input Capacitance (max.)                    | 250       | pF     |
| Pushing                                     | <2        | MHz/V  |
| Pulling ( 12dB Return Loss, Any Phase)      | <1        | MHz    |
| Operating Temperature Range                 | -40 to 85 | °C     |
| Package Style                               | MINI-14S  |        |

**POWER SUPPLY REQUIREMENTS**

|                            |    |     |
|----------------------------|----|-----|
| Supply Voltage (Vcc, nom.) | 5  | Vdc |
| Supply Current (Icc, typ.) | 12 | mA  |


All specifications are typical unless otherwise noted and subject to change without notice.

**APPLICATION NOTES**

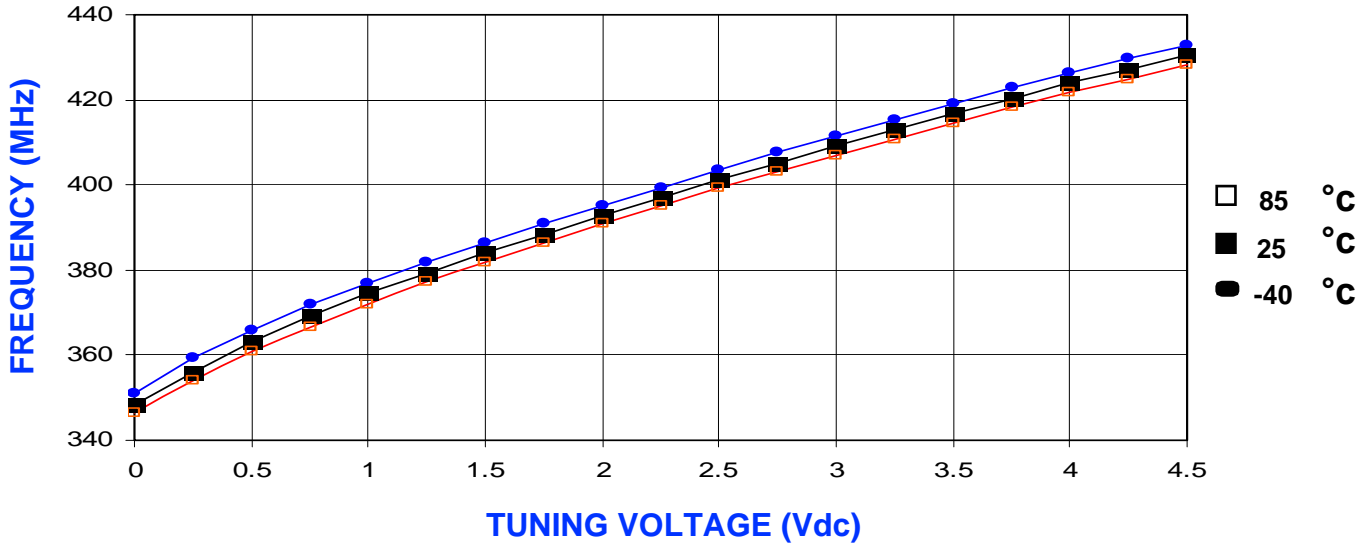
- AN-100/1 : Mounting and Grounding of VCOs
- AN-102 : Proper Output Loading of VCOs
- AN-107 : How to Solder Z-COMM VCOs

**NOTES:**

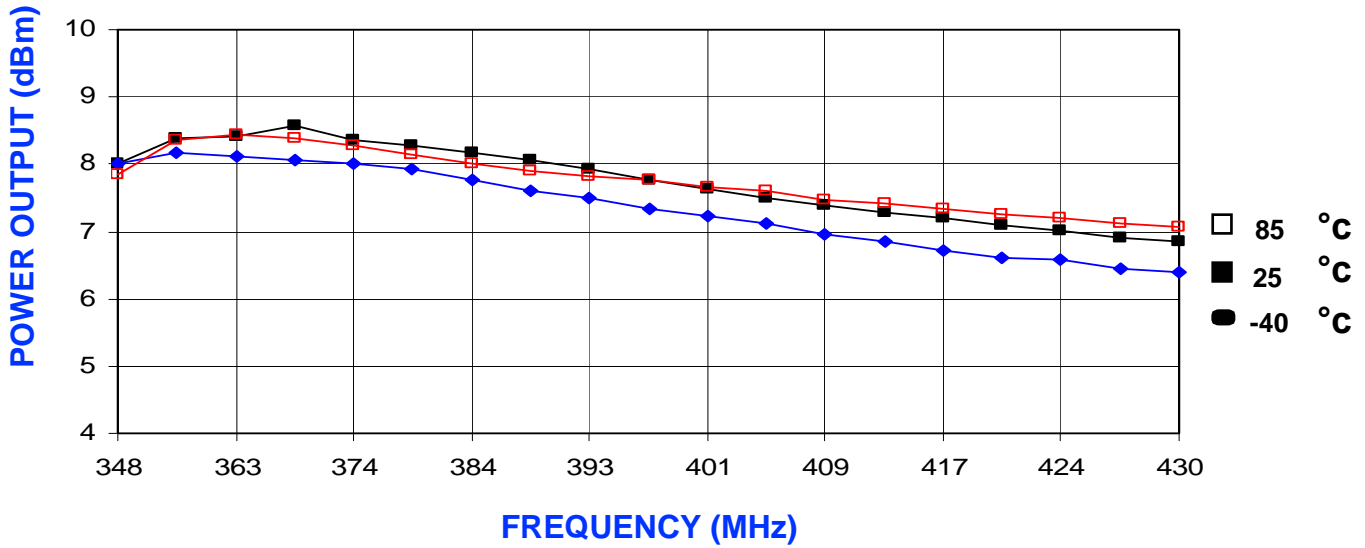
Rev B2 after ECO.



TUNING CURVE, typ.



POWER CURVE, typ.



PHYSICAL DIMENSIONS

