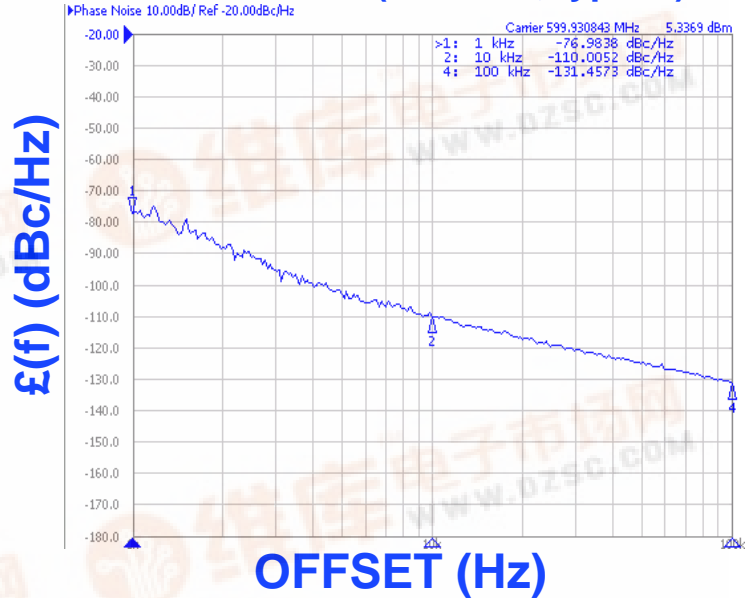




PHASE NOISE (1 Hz BW, typical)



FEATURES

- Frequency Range: 400 - 800 MHz
- Tuning Voltage: 0-12 Vdc
- MINI-14S - Style Package

APPLICATIONS

- Mobile Communications
- Satellite Modems
- Downconverters

PERFORMANCE SPECIFICATIONS

PERFORMANCE SPECIFICATIONS	VALUE	UNITS
Oscillation Frequency Range	400 - 800	MHz
Phase Noise @ 10 kHz offset (1 Hz BW, typ.)	-105	dBc/Hz
Harmonic Suppression (2nd, typ.)	-5	dBc
Tuning Voltage	0-12	Vdc
Tuning Sensitivity (avg.)	56	MHz/V
Power Output	6±6	dBm
Load Impedance	50	Ω
Input Capacitance (max.)	150	pF
Pushing	<4	MHz/V
Pulling (14dB Return Loss, Any Phase)	<3	MHz
Operating Temperature Range	-40 to 85	°C
Package Style	MINI-14S	

POWER SUPPLY REQUIREMENTS

Supply Voltage (Vcc, nom.)	5	Vdc
Supply Current (Icc, typ.)	18	mA

All specifications are typical unless otherwise noted and subject to change without notice.

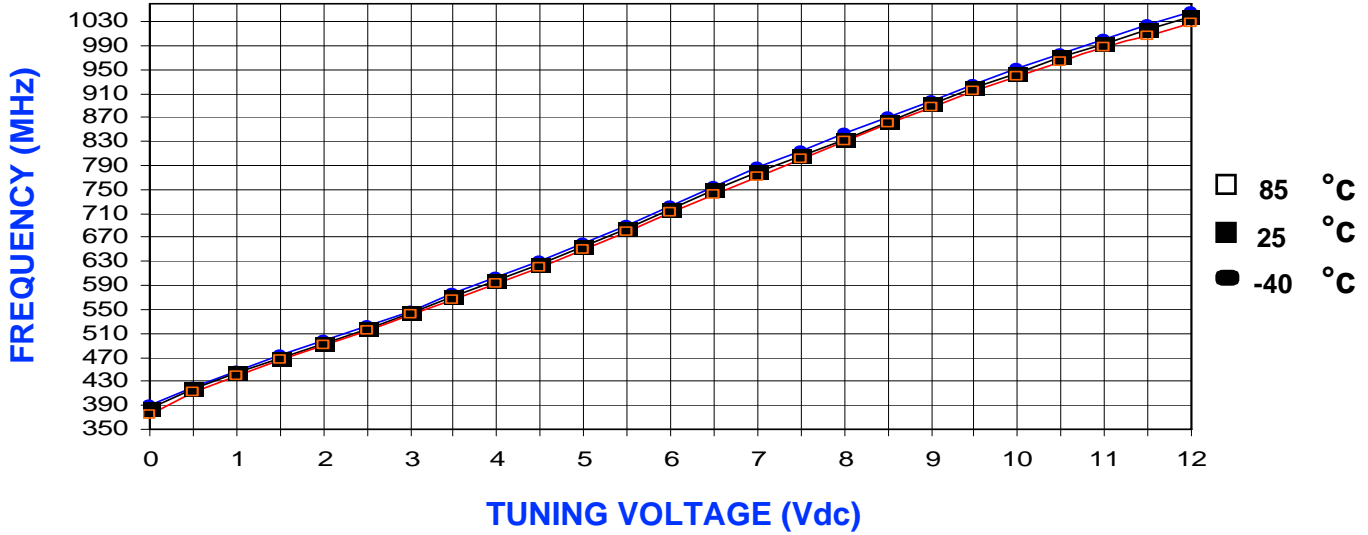
APPLICATION NOTES

- AN-100/1 : Mounting and Grounding of VCOs
- AN-102 : Proper Output Loading of VCOs
- AN-107 : How to Solder Z-COMM VCOs

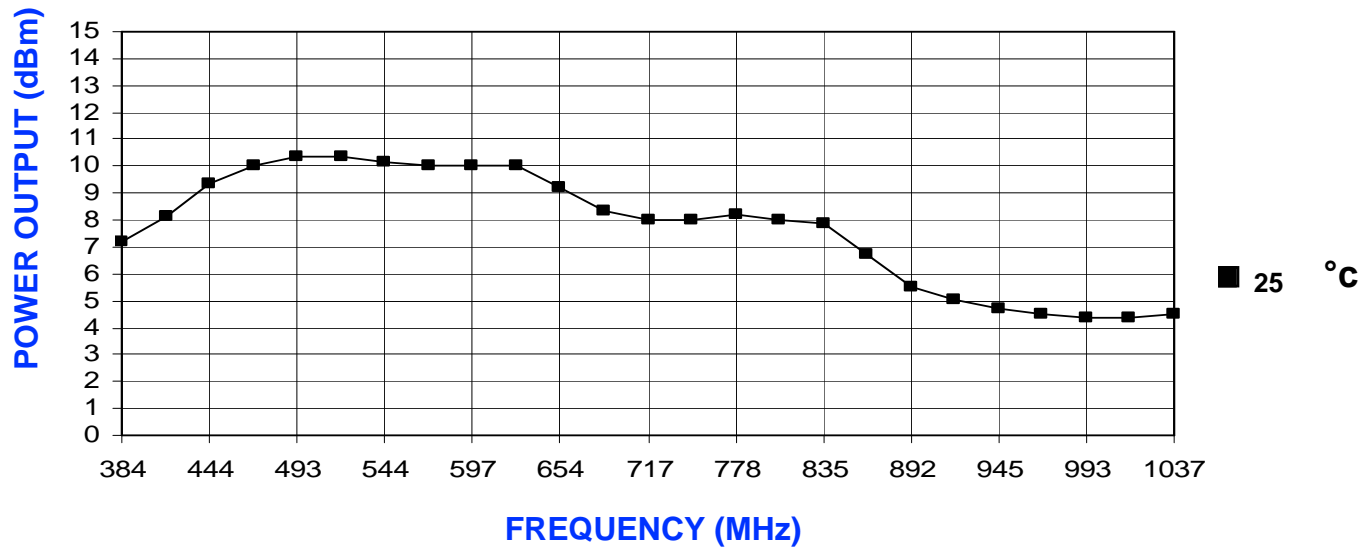
NOTES:



TUNING CURVE, typ.



POWER CURVE, typ.



PHYSICAL DIMENSIONS

