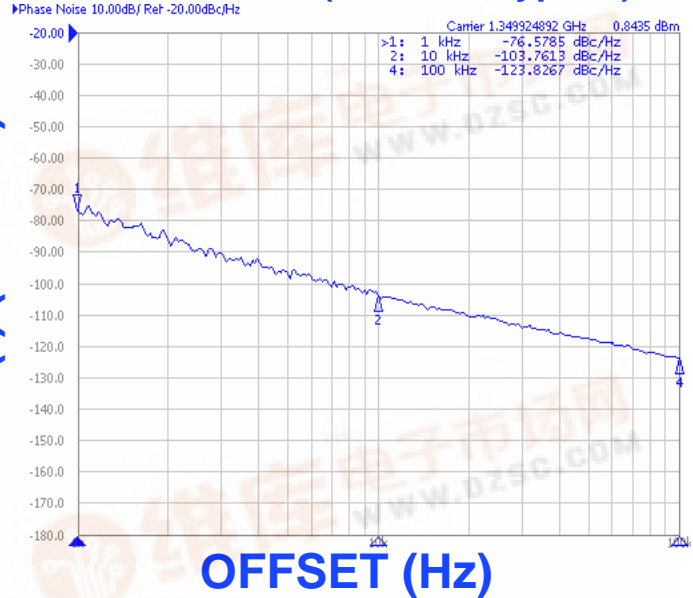




**PHASE NOISE (1 Hz BW, typical)**



**FEATURES**

- Frequency Range: 950 - 1750 MHz
- Tuning Voltage: 1 - 20 Vdc
- MINI-14S-L - Style Package

**APPLICATIONS**

- Satellite Communications
- CATV Modems
- Test Instrumentation

**PERFORMANCE SPECIFICATIONS**

PERFORMANCE SPECIFICATIONS	VALUE	UNITS
Oscillation Frequency Range	950 - 1750	MHz
Phase Noise @ 10 kHz offset (1 Hz BW, typ.)	-100	dBc/Hz
Harmonic Suppression (2nd, typ.)	-5	dBc
Tuning Voltage	1 - 20	Vdc
Tuning Sensitivity (avg.)	64	MHz/V
Power Output	7±3	dBm
Load Impedance	50	Ω
Input Capacitance (max.)	150	pF
Pushing	<3	MHz/V
Pulling ( 14dB Return Loss, Any Phase)	<9	MHz
Operating Temperature Range	-40 to 85	°C
Package Style	MINI-14S-L	

**POWER SUPPLY REQUIREMENTS**

Supply Voltage (Vcc, nom.)	10	Vdc
Supply Current (Icc, typ.)	15	mA

All specifications are typical unless otherwise noted and subject to change without notice.

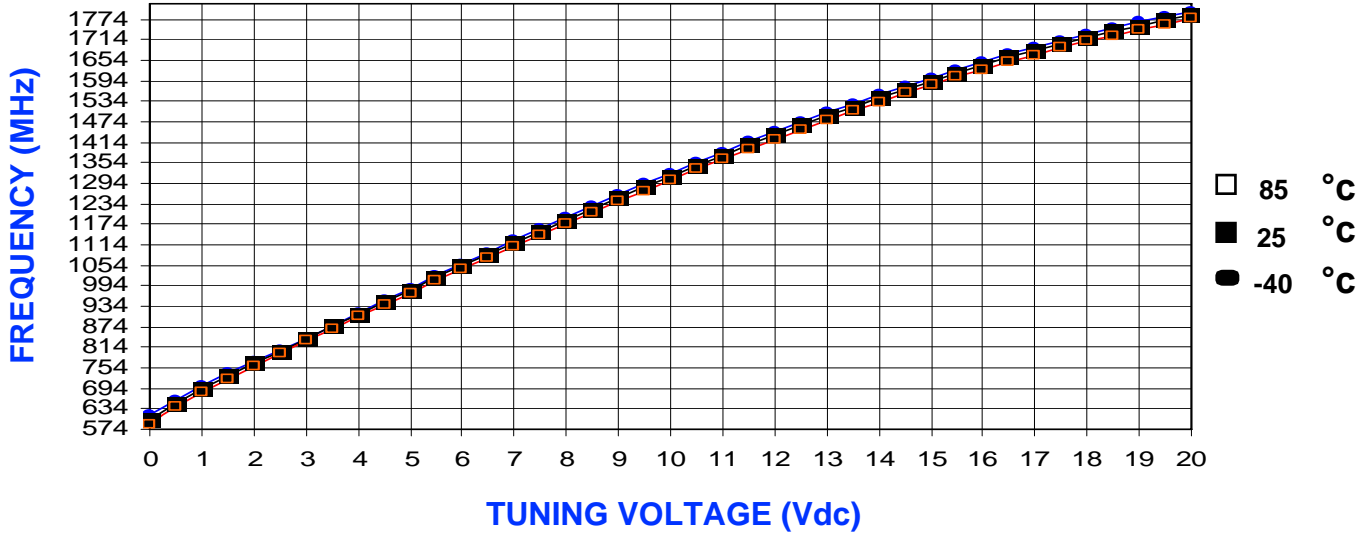
**APPLICATION NOTES**

- AN-100/1 : Mounting and Grounding of VCOs
- AN-102 : Proper Output Loading of VCOs
- AN-107 : How to Solder Z-COMM VCOs

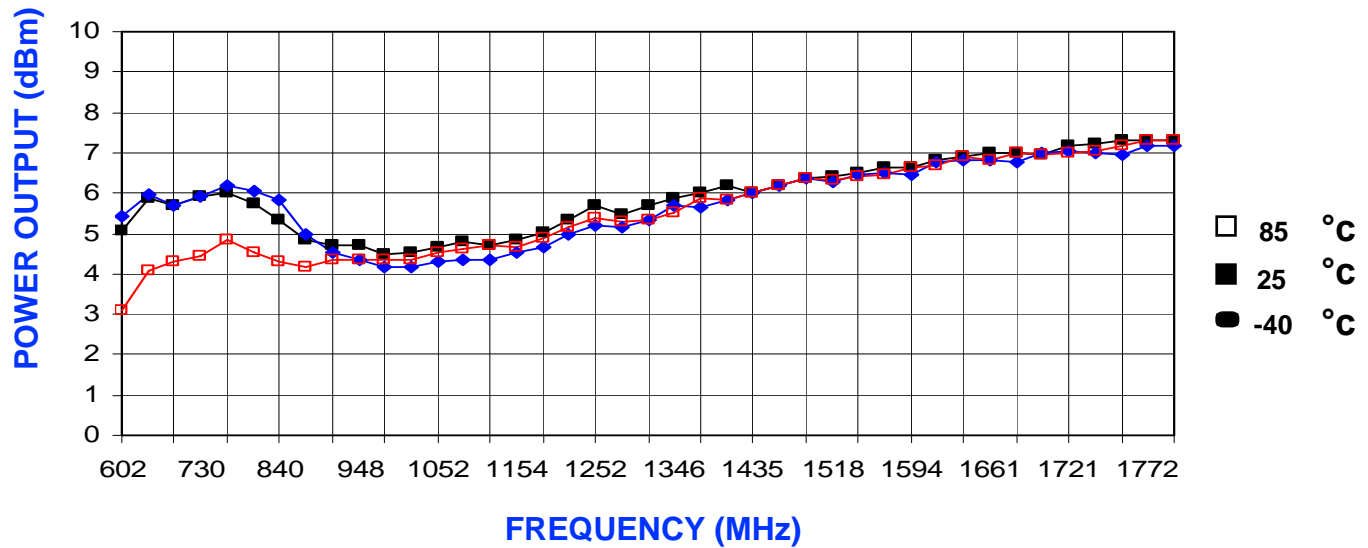
**NOTES:**



TUNING CURVE, typ.



POWER CURVE, typ.



PHYSICAL DIMENSIONS

