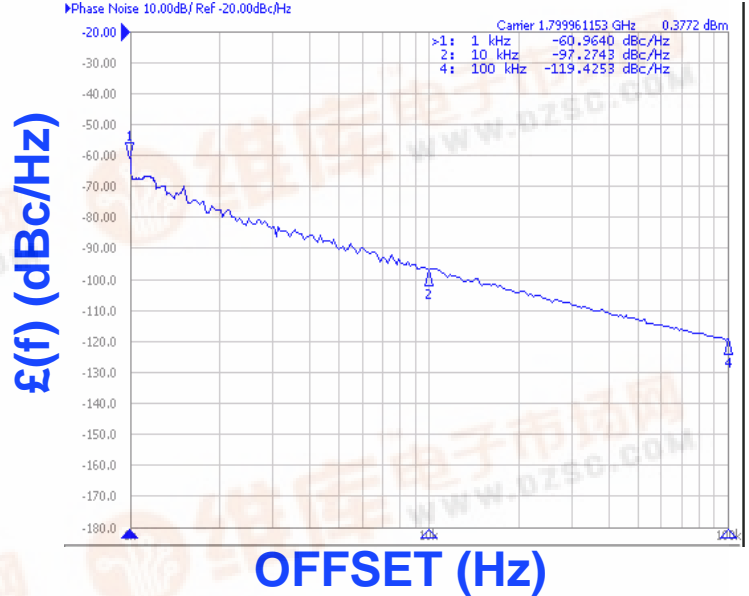




PHASE NOISE (1 Hz BW, typical)



FEATURES

- Frequency Range: 1100 -2500 MHz
- Tuning Voltage: 0.3-20 Vdc
- MINI-14S-L - Style Package

APPLICATIONS

- Satellite Communications
- Test Equipment
-

PERFORMANCE SPECIFICATIONS

PERFORMANCE SPECIFICATIONS	VALUE	UNITS
Oscillation Frequency Range	1100 - 2500	MHz
Phase Noise @ 10 kHz offset (1 Hz BW, typ.)	-95	dBc/Hz
Harmonic Suppression (2nd, typ.)	-10	dBc
Tuning Voltage	0.3-20	Vdc
Tuning Sensitivity (avg.)	85	MHz/V
Power Output	8.5±2.5	dBm
Load Impedance	50	Ω
Input Capacitance (max.)	500	pF
Pushing	<7	MHz/V
Pulling (14dB Return Loss, Any Phase)	<11	MHz
Operating Temperature Range	-40 to 80	°C
Package Style	MINI-14S-L	

POWER SUPPLY REQUIREMENTS

Supply Voltage (Vcc, nom.)	10	Vdc
Supply Current (Icc, typ.)	21	mA

All specifications are typical unless otherwise noted and subject to change without notice.

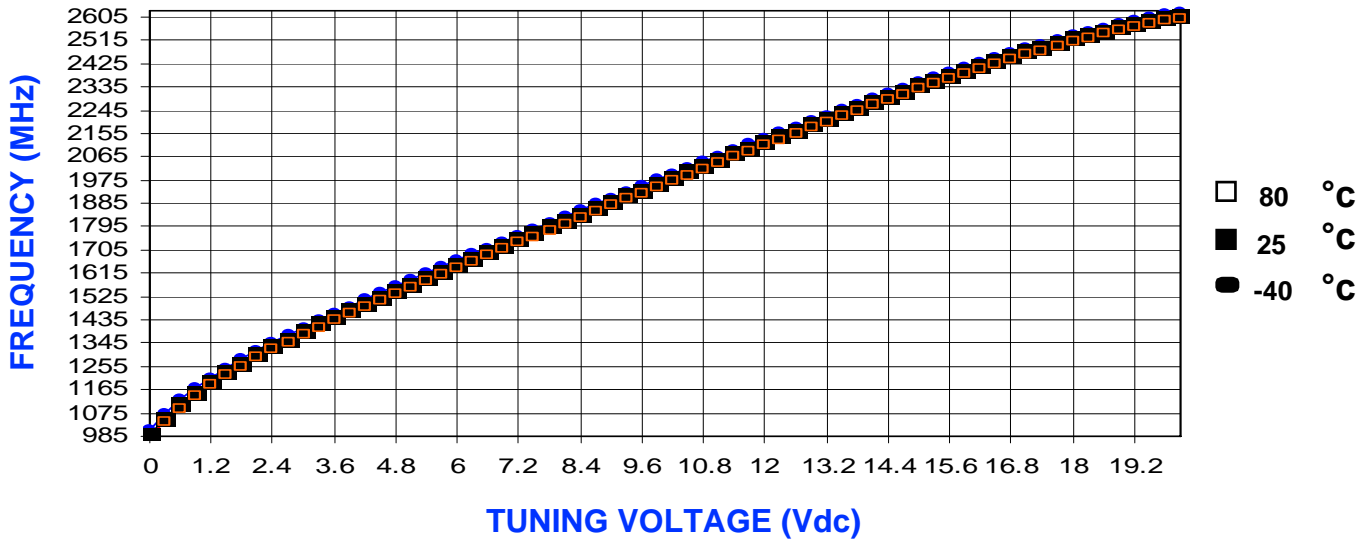
APPLICATION NOTES

- AN-100/1 : Mounting and Grounding of VCOs
- AN-102 : Proper Output Loading of VCOs
- AN-107 : How to Solder Z-COMM VCOs

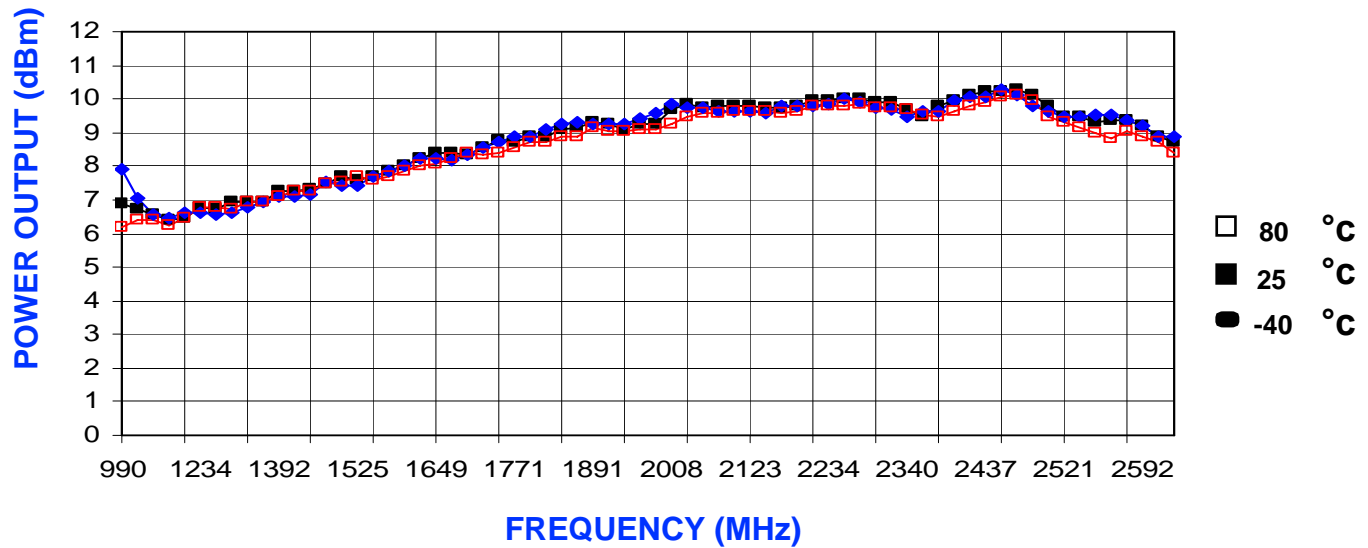
NOTES:



TUNING CURVE, typ.



POWER CURVE, typ.



PHYSICAL DIMENSIONS

