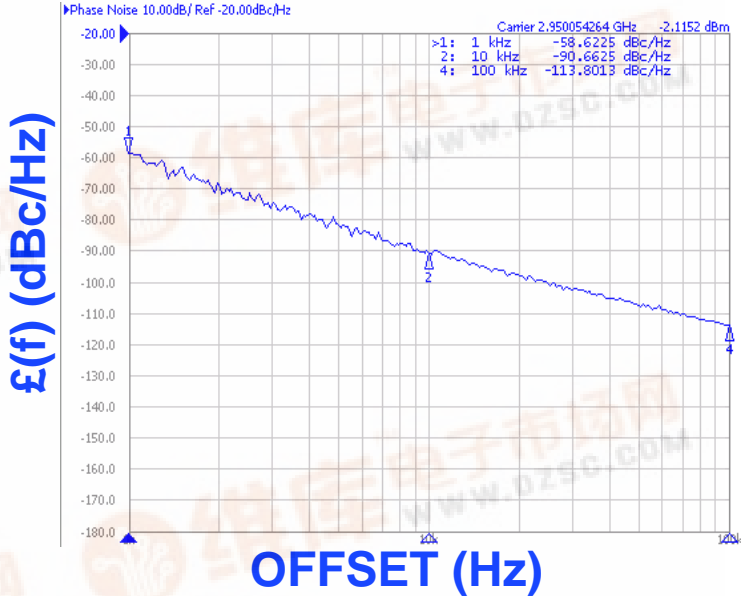




**PHASE NOISE (1 Hz BW, typical)**



**FEATURES**

- Frequency Range: 2700 - 3200 MHz
- Tuning Voltage: 0.5-5.5 Vdc
- MINI-14H - Style Package

**APPLICATIONS**

- Direct Broadcast
- Satellite Up/Down Conversion
- Microwave Links

**PERFORMANCE SPECIFICATIONS**

PERFORMANCE SPECIFICATIONS	VALUE	UNITS
Oscillation Frequency Range	2700 - 3200	MHz
Phase Noise @ 10 kHz offset (1 Hz BW, typ.)	-90	dBc/Hz
Harmonic Suppression (2nd, typ.)	-25	dBc
Tuning Voltage	0.5-5.5	Vdc
Tuning Sensitivity (avg.)	140	MHz/V
Power Output	2.5±2.5	dBm
Load Impedance	50	Ω
Input Capacitance (max.)	50	pF
Pushing	<12	MHz/V
Pulling ( 14dB Return Loss, Any Phase)	<8	MHz
Operating Temperature Range	-40 to 85	°C
Package Style	MINI-14H	

**POWER SUPPLY REQUIREMENTS**

Supply Voltage (Vcc, nom.)	5	Vdc
Supply Current (Icc, typ.)	25	mA

All specifications are typical unless otherwise noted and subject to change without notice.

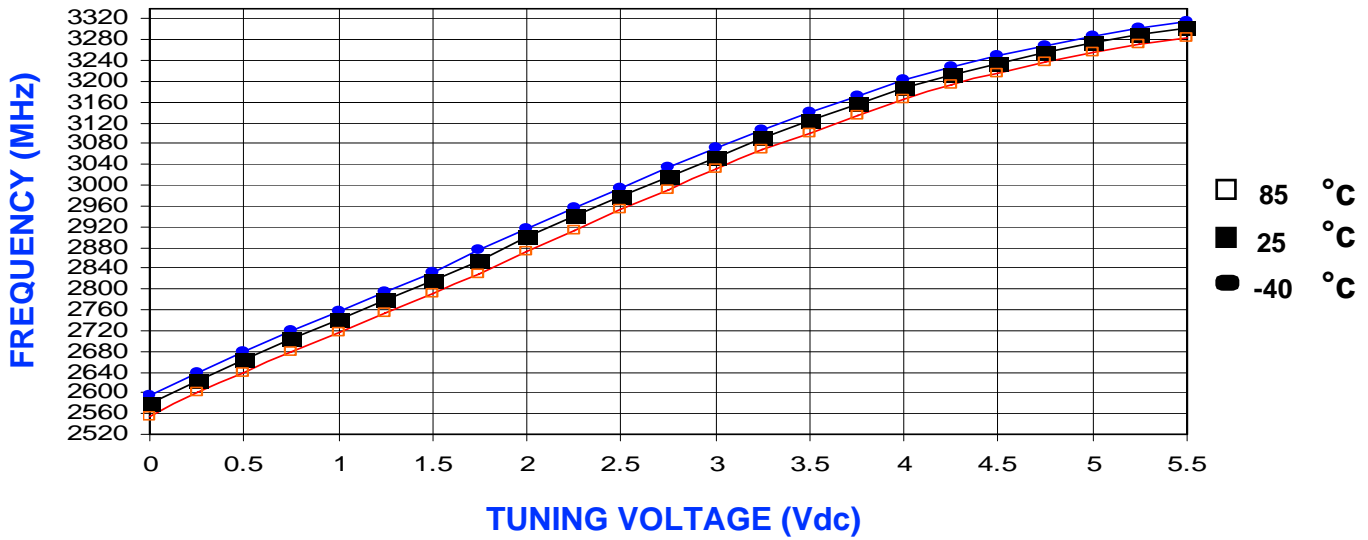
**APPLICATION NOTES**

- AN-100/1 : Mounting and Grounding of VCOs
- AN-102 : Proper Output Loading of VCOs
- AN-107 : How to Solder Z-COMM VCOs

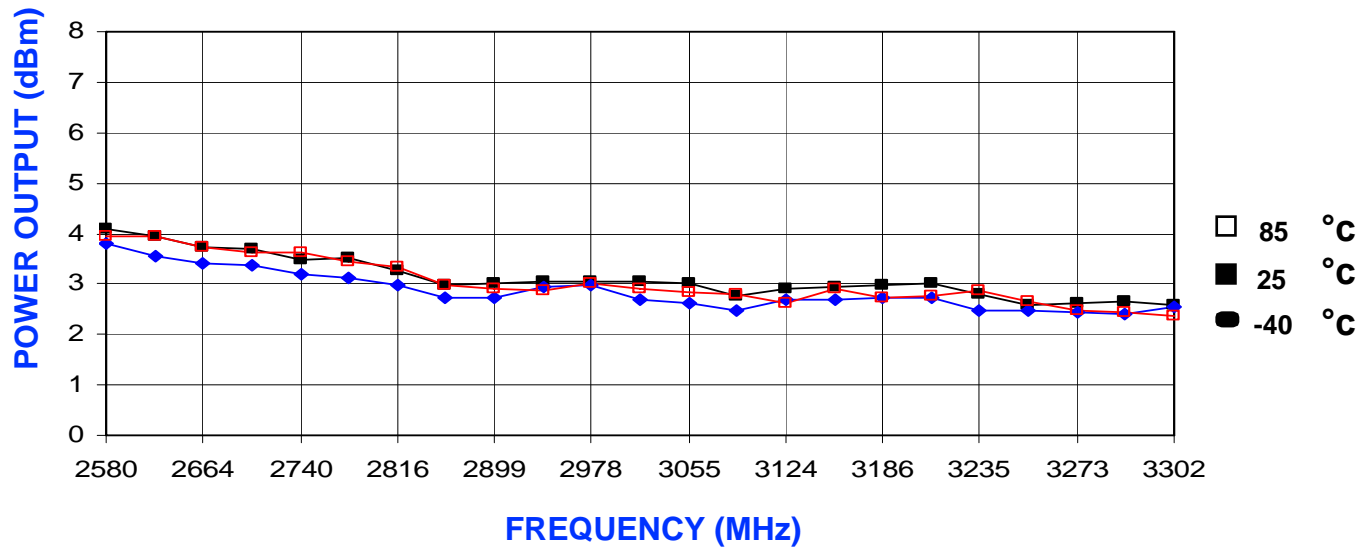
**NOTES:**



TUNING CURVE, typ.



POWER CURVE, typ.



PHYSICAL DIMENSIONS

