



查询V844ME12-LF供应商

**Z-Communications, Inc.**

9939 Via Pasar • San Diego, CA 92126  
TEL (858) 621-2700 FAX (858) 621-2722

捷多邦, 专业PCB打样工厂 24小时加急出货

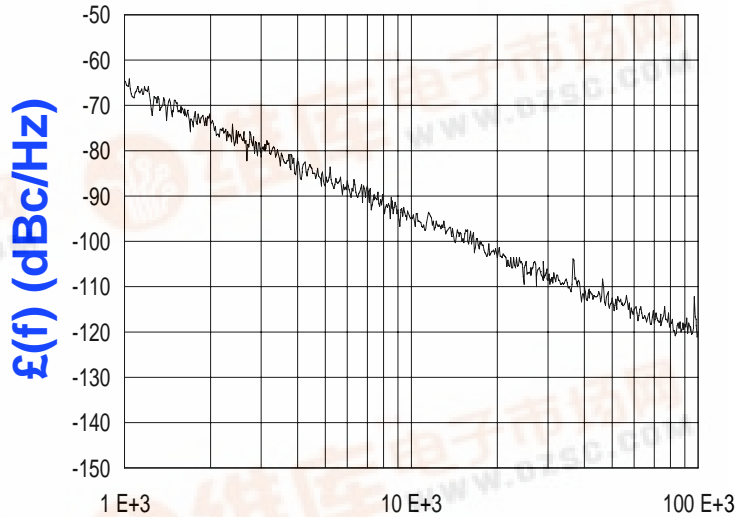
**V844ME12-LF**

**VOLTAGE CONTROLLED OSCILLATOR**

Rev A1



**PHASE NOISE (1 Hz BW, typical)**



**FEATURES**

- Frequency Range: 3090 - 3340 MHz
- Tuning Voltage: 0.5-4.5 Vdc
- MINI-14S-L - Style Package

**APPLICATIONS**

- Direct Broadcast
- Satellite Up/Down Conversion
- Microwave Links

**PERFORMANCE SPECIFICATIONS**

PERFORMANCE SPECIFICATIONS	VALUE	UNITS
Oscillation Frequency Range	3090 - 3340	MHz
Phase Noise @ 10 kHz offset (1 Hz BW, typ.)	-89	dBc/Hz
Harmonic Suppression (2nd, typ.)	-20	dBc
Tuning Voltage	0.5-4.5	Vdc
Tuning Sensitivity (avg.)	95	MHz/V
Power Output	3±2	dBm
Load Impedance	50	Ω
Input Capacitance (max.)	50	pF
Pushing	<5	MHz/V
Pulling ( 14dB Return Loss, Any Phase)	<5	MHz
Operating Temperature Range	-40 to 85	°C
Package Style	MINI-14S-L	

**POWER SUPPLY REQUIREMENTS**

Supply Voltage (Vcc, nom.)	5	Vdc
Supply Current (Icc, typ.)	17	mA

All specifications are typical unless otherwise noted and subject to change without notice.

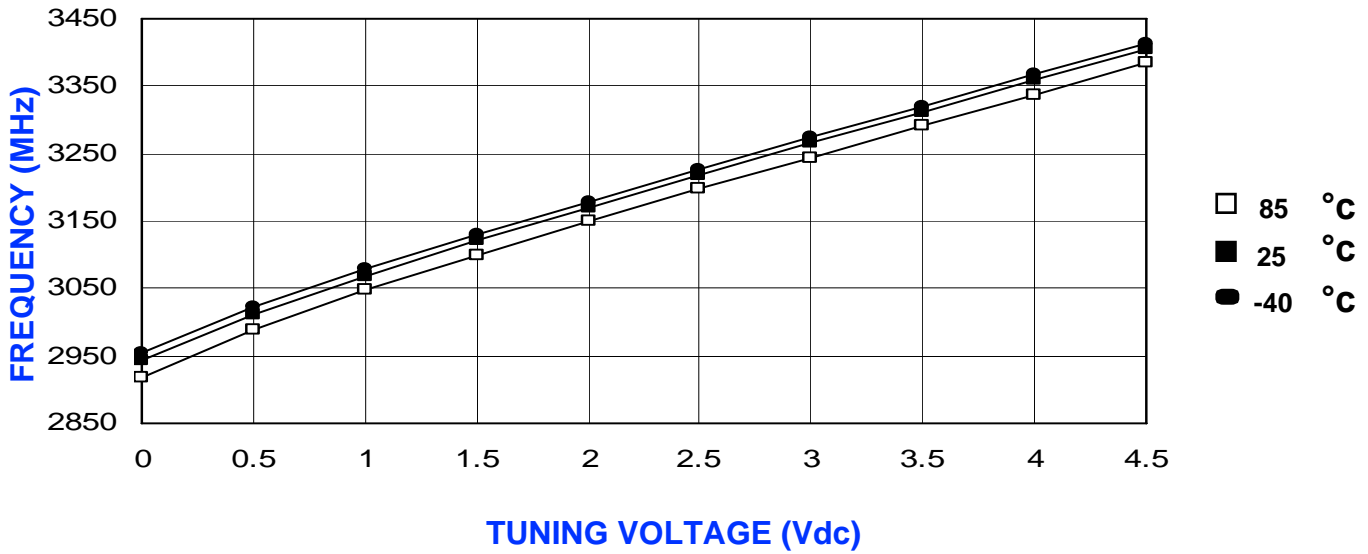
**APPLICATION NOTES**

- AN-100/1 : Mounting and Grounding of VCOs
- AN-102 : Proper Output Loading of VCOs
- AN-107 : How to Solder Z-COMM VCOs

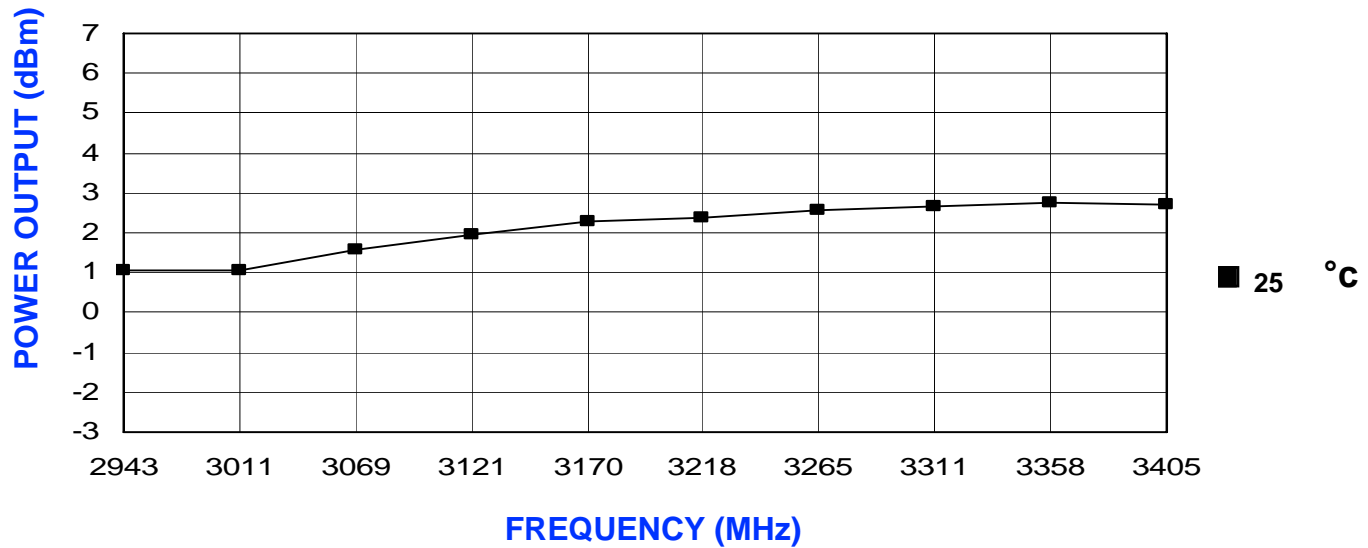
**NOTES:**



TUNING CURVE, typ.



POWER CURVE, typ.



PHYSICAL DIMENSIONS

