


Kingbright

SUPER FLUX LED LAMP

PRELIMINARY SPEC

Part Number: WP7678C2ZGC



Technical Data



ATTENTION
OBSERVE PRECAUTIONS
FOR HANDLING
ELECTROSTATIC
DISCHARGE
SENSITIVE
DEVICES

Description

Static electricity and surge damage the LEDs. It is recommended to use a wrist band or anti-electrostatic glove when handling the LEDs.

All devices, equipment and machinery must be electrically grounded.

Features:

- * High Luminance output.
- * Design for High Current Operation.
- * Uniform Color.
- * Low Power Consumption.
- * Low Thermal Resistance.
- * Low Profile.
- * Packaged in tubes for use with automatic insertion equipment.
- * RoHS Compliant.

Benefits:

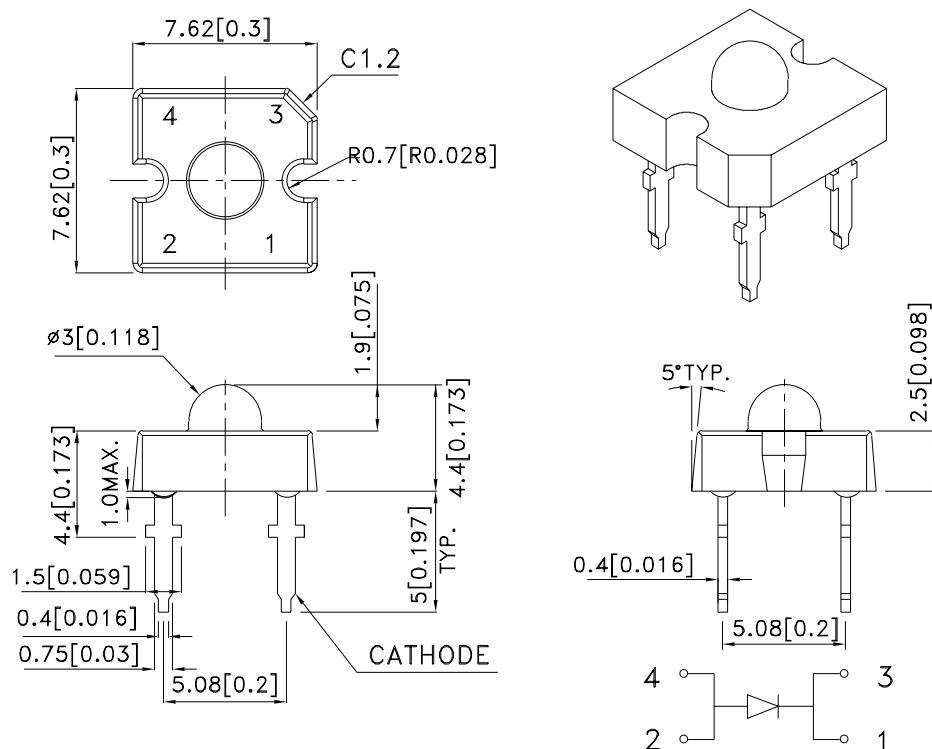
- * Outstanding Material Efficiency.
- * Electricity savings.
- * Maintenance savings.
- * Reliable and Rugged.

Typical Applications:

- * Automotive Exterior Lighting.
- * Electronic Signs and Signals.
- * Specialty Lighting.



Outline Drawings



Notes:

1. All dimensions are in millimeters (inches).
2. Tolerance is $\pm 0.25(0.01)$ unless otherwise noted.
3. Lead spacing is measured where the leads emerge from the package.
4. Specifications are subject to change without notice.

Absolute Maximum Ratings at $T_A=25^\circ\text{C}$

PARAMETER	ZG	UNITS
DC Forward Current	30	mA
Power dissipation	135	mW
Reverse Voltage	5	V
Operating Temperature	-40 To +85	$^\circ\text{C}$
Storage Temperature	-55 To +85	$^\circ\text{C}$
Lead Solder Temperature[1]	260 $^\circ\text{C}$ For 5 Seconds	

1. 1.5mm[0.06inch] below seating plane.

Selection Guide

Part No.	LED COLOR	Iv(cd)[1] @30mA		Viewing Angle[2] 2θ1/2 Typ.
		Min.	Typ.	
WP7678C2ZGC	Green (AlInGaN)	3.8	6.5	40°

Notes:
1.Luminous intensity is measured with an integrating sphere after the device has stabilized; Luminous Intensity / luminous flux: +/-15%.
2.θ1/2 is the angle from optical centerline where the luminous intensity is 1/2 the optical centerline value.

Optical Characteristics at TA=25°C
If=30mA Rθj-a=200°C/W

DEVICE TYPE	PEAK WAVELENGTH λPEAK (nm) TYP.	DOMINANT[1] WAVELENGTH λDOM (nm) TYP.	SPECTRAL LINE WAVELENGTH Δλ1/2(nm) TYP.
ZG	515	525	30

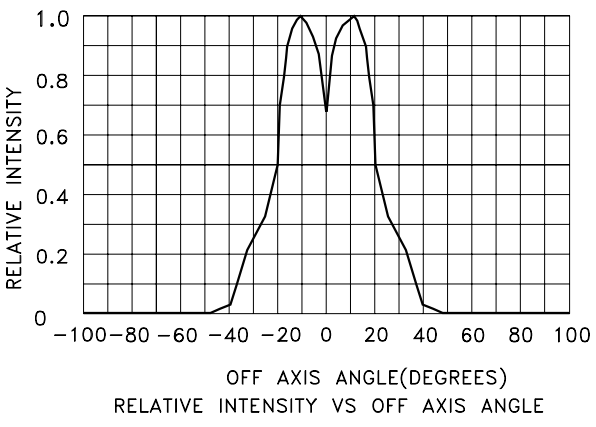
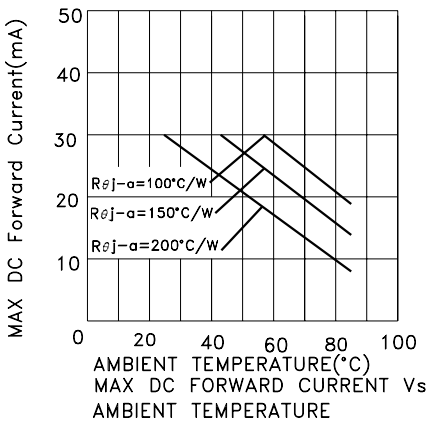
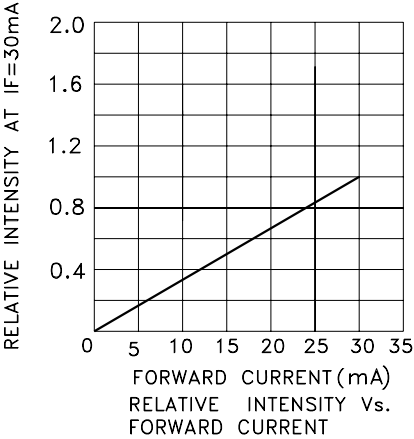
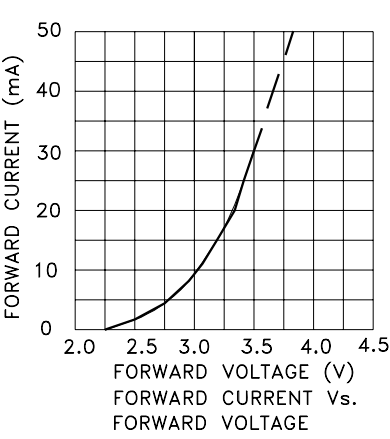
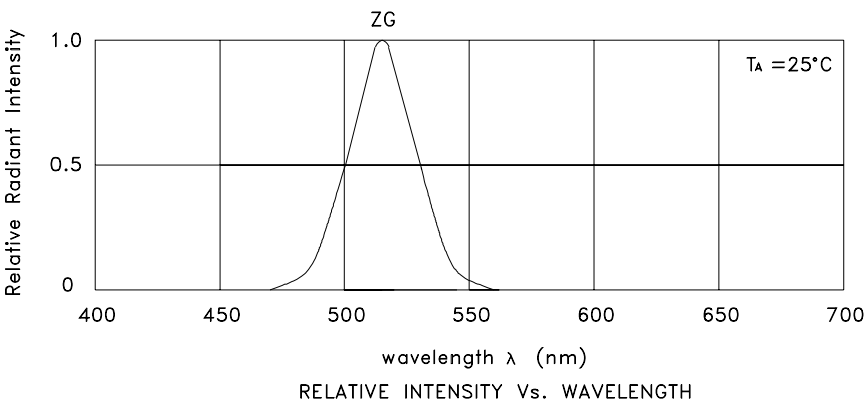
Note:
1.The dominant wavelength is derived from the CIE Chromaticity Diagram and represents the perceived color of the device; Wavelength: +/-1nm.

Electrical Characteristics at TA=25°C

DEVICE TYPE	FORWARD VOLTAGE [1] VF (VOLTS) @ If=30mA		REVERSE CURRENT IR (uA) @ VR=5V	CAPACITANCE C (pF) @ VF=0V F=1MHZ	THERMAL RESISTANCE Rθj -pin °C/W
	TYP.	MAX.	MAX.	TYP.	TYP.
ZG	3.5	4.5	10	45	150

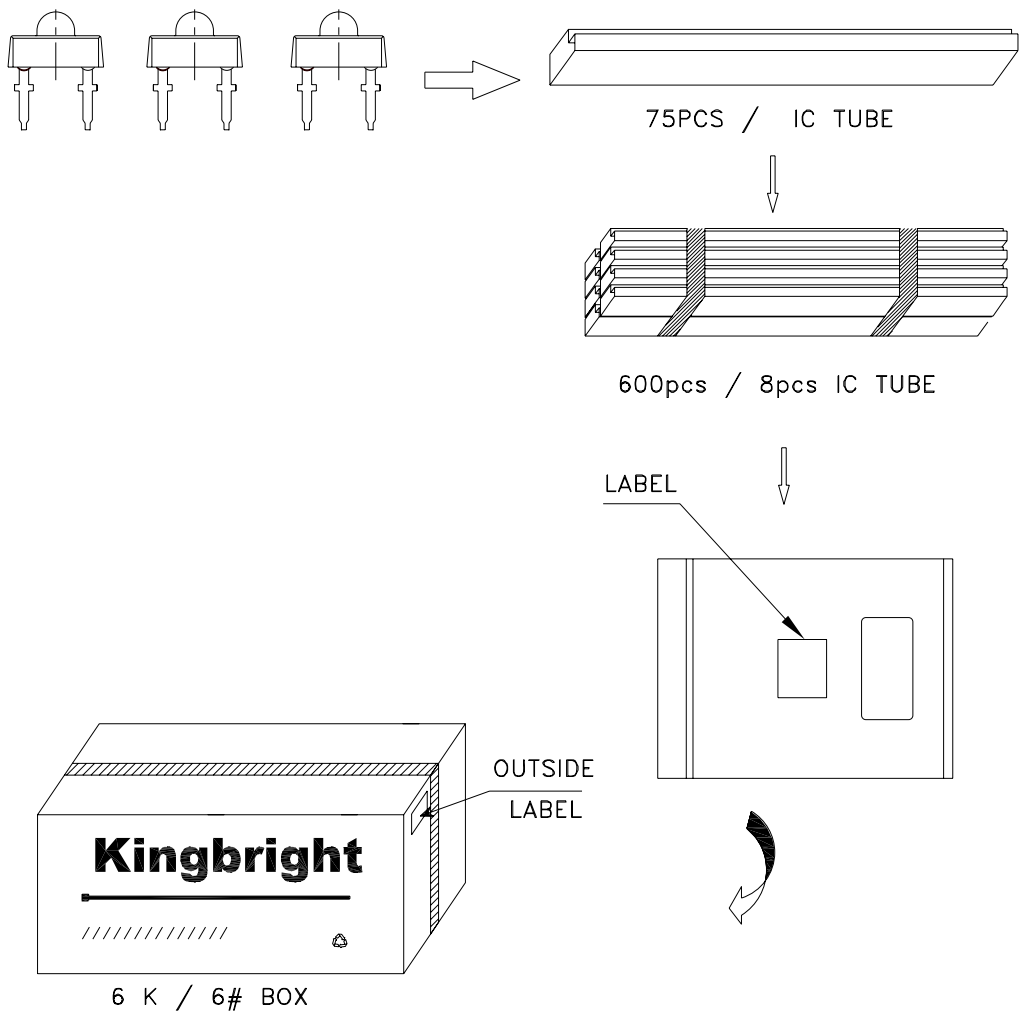
Note:
1. Forward Voltage: +/-0.1V.


Figures



PACKING & LABEL SPECIFICATIONS

WP7678C2ZGC



Kingbright	
Q.C.	
TYPE NO : WP7678C2xxx	
QUANTITY : 600 pcs	
S/N : XX	CODE: XX
LOT NO : 	
MADE IN CHINA	
RoHS Compliant	