



WSD500H

Surface Monut Schottky Barrier Diode

(Pb) Lead(Pb)-Free

**SCHOTTKY BARRIER
RECTIFIERS
100m AMPERES
40 VOLTS**

Features:

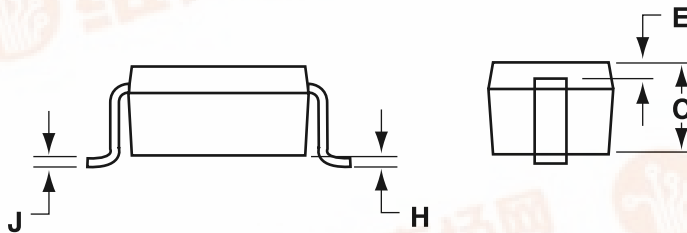
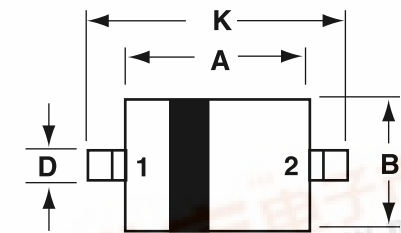
- *Extremely Low V_f
- *Very Small Conduction Losses.
- *Schottky Barrier Diodes Encapsulated in SOD-323 Package.



SOD-323

SOD-323 Outline Demensions

Unit:mm



Dim	MILLMETERS	
	Min	Max
A	1.60	1.80
B	1.15	1.35
C	0.80	1.00
D	0.25	0.40
E	0.15 REF	
H	0.00	0.10
J	0.089	0.377
K	2.30	2.70

PIN 1.CATHODE
2.ANODE

MAXIMUM RATING

Characteristics	Symbol	WSD 500H	Unit
Reverse Breakdown Voltage	V_R	40	Volts
Average Rectified Forward Current	I_O	100	mAmps
Peak Forward Surge Current (8.3ms 1/2 Sine Wave)	I_{FSM}	1.0	Amps
Storage Temperature	T_{stg}	-40 to+125	$^{\circ}C$

ELECTRICAL CHARACTERISTICS ($T_a=25^{\circ}C$)

Characteristics	Symbol	MIN	MAX	Unit
Reverse Breakdown Voltage $I_R=100\mu A$	$V(BR)R$	40		Volts
Maximum Instantaneous Forward Voltage $I_F=10mA$	V_F		0.45	Volts
Maximum Instantaneous Reverse Current ($V_R=10V$)	I_R		1.0	μ Amps
Typical Junction Capacitance ($V_R=10V, f=1MHz$)	C_J		20	pF

Device Marking

Item	Marking
WSD500H	JV

Electrical Characteristics Curves (Ta=25°C unless specified otherwise)

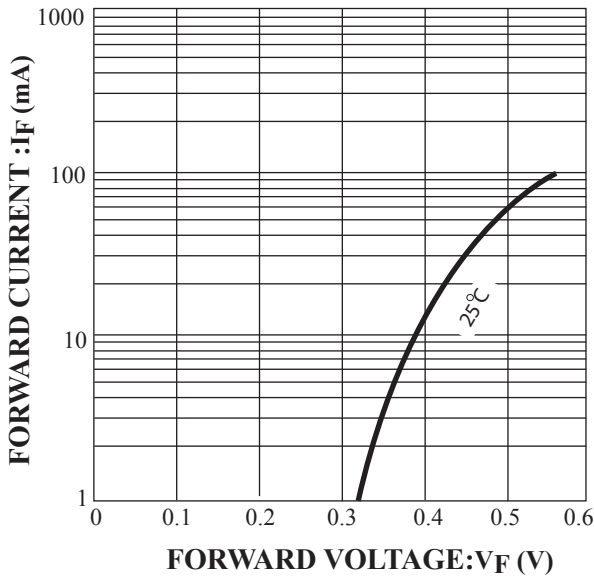


FIG. 1 Forward Characteristics

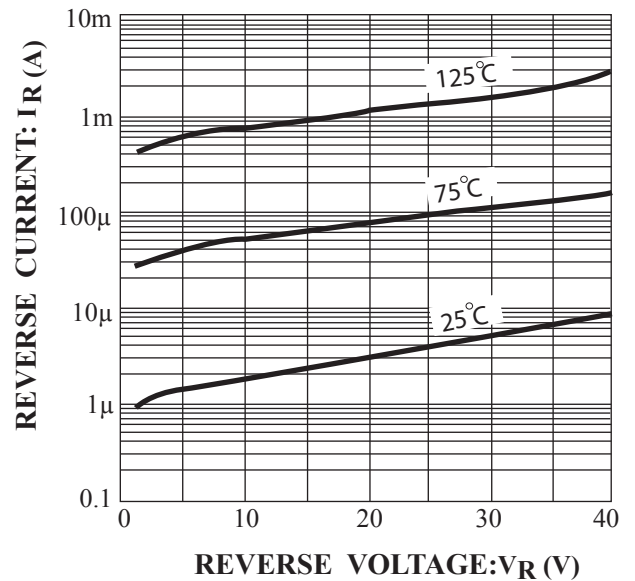


FIG. 2 Reverse Characteristics

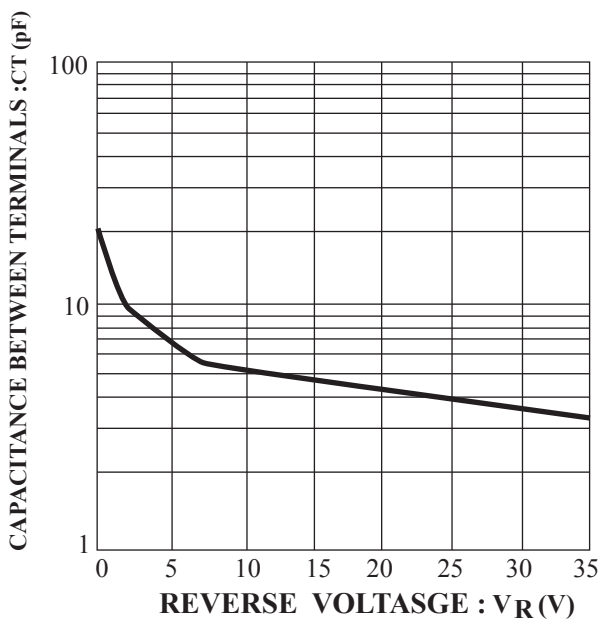
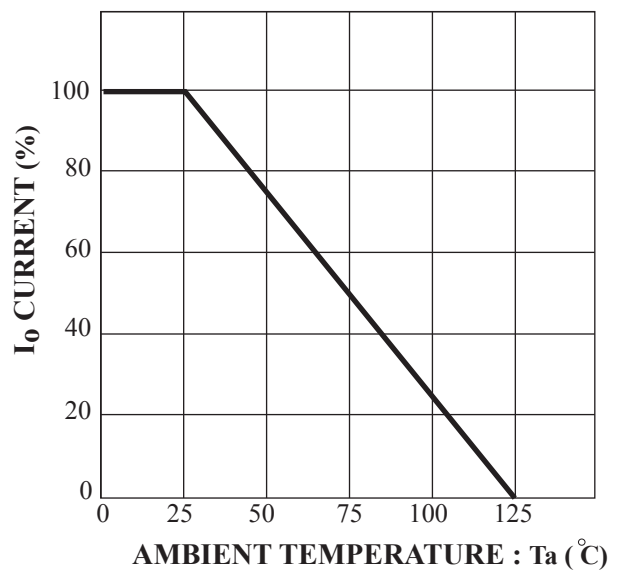


FIG. 3 Capacitance Between Terminals Characteristics



**FIG. 4 Derating Curve
(mounting on glass epoxy PCBs)**