

XBS024S15

ETR1605-002

Schottky Barrier Diode, 200mA, 40V Type

FEATURES

Forward Voltage : $V_F=0.53V$ (TYP.)
Forward Current : $I_{F(AV)}=200mA$
Repetitive Peak Reverse Voltage : $V_{RM}=40V$

APPLICATIONS

Low Current Rectification

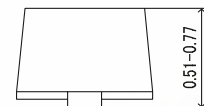
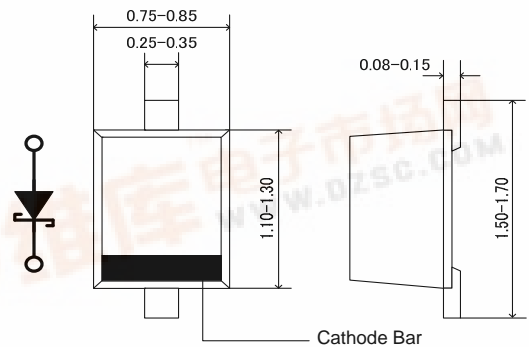
ABSOLUTE MAXIMUM RATINGS

$T_a=25$

PARAMETER	SYMBOL	RATINGS	UNIT
Repetitive Peak Voltage	V_{RM}	40	V
Reverse Voltage (DC)	V_R	40	V
Forward Current (Average)	$I_{F(AV)}$	200	mA
Non Continuous Forward Surge Current ^{*1}	I_{FSM}	1	A
Junction Temperature	T_j	125	
Storage Temperature Range	T_{stg}	-55 ~ +150	

*1 : Non continuous high amplitude 60Hz half-sine wave.


PACKAGING INFORMATION



SOD-523

Unit : mm

MARKING RULE



: 1 (Product Number)
: Assembly Lot Number

PRODUCT NAME

PRODUCT NAME	DEVICE ORIENTATION
XBS024S15	R : Embossed tape, standard feed

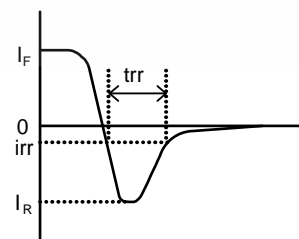
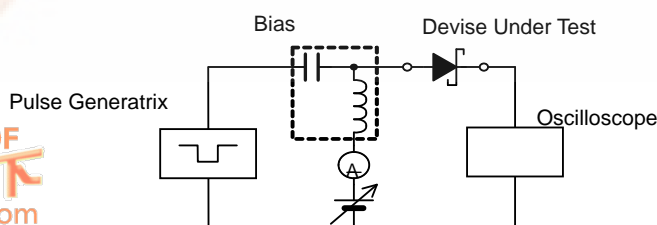
* Please put the device orientation type "R".

ELECTRICAL CHARACTERISTICS

$T_a=25$

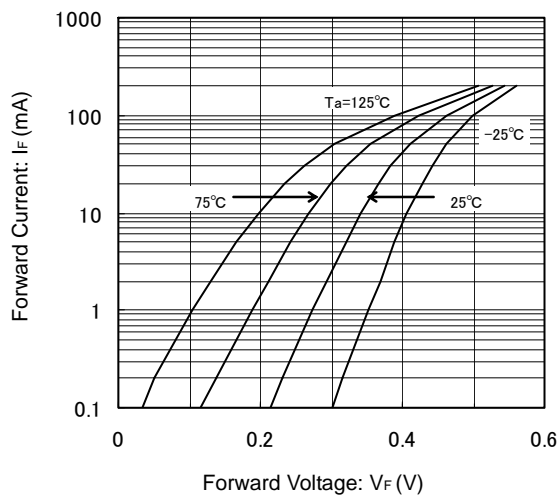
PARAMETER	SYMBOL	TEST CONDITIONS	LIMITS			UNIT
			MIN.	TYP.	MAX.	
Forward Voltage	V_{F1}	$I_F=10mA$	-	0.33	-	V
	V_{F2}	$I_F=200mA$	-	0.53	0.6	V
Reverse Current	I_R	$V_R=40V$	-	-	2	μA
Inter-Terminal Capacity	C_t	$V_R=10V$, $f=1MHz$	-	5	-	pF
Reverse Recovery Time ^{*2}	t_{rr}	$I_F=I_R=10mA$, $i_{rr}=1mA$	-	4	-	ns

*2 : t_{rr} measurement circuit

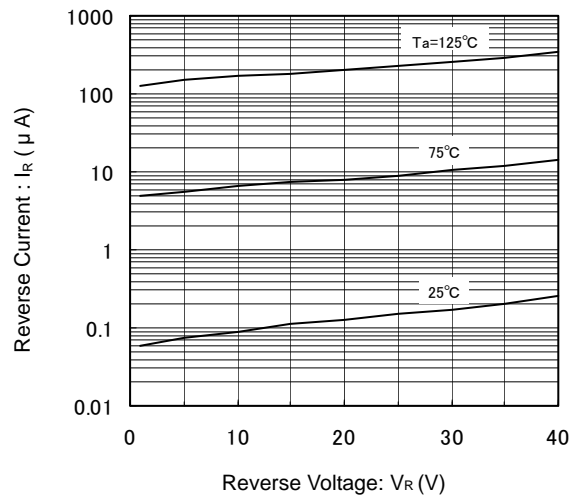


TYPICAL PERFORMANCE CHARACTERISTICS

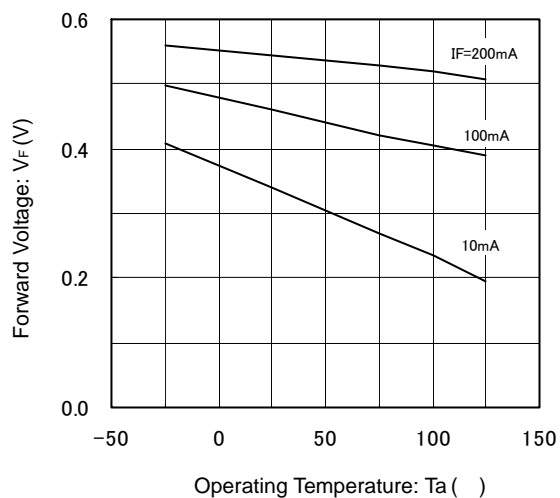
(1) Forward Current vs. Forward Voltage



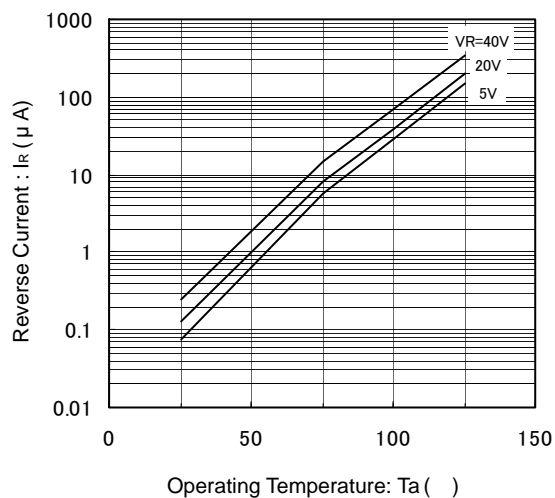
(2) Reverse Current vs. Reverse Voltage



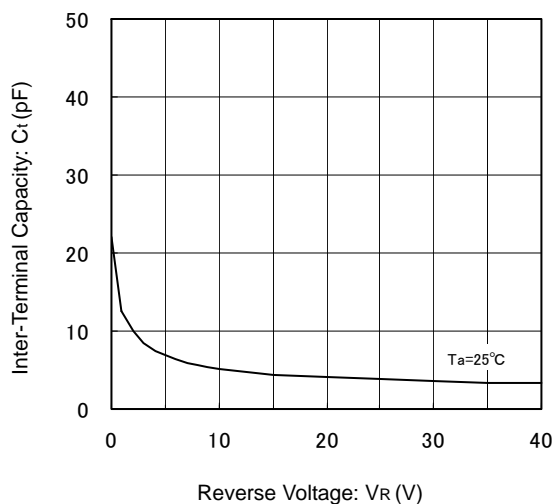
(3) Forward Voltage vs. Operating Temperature



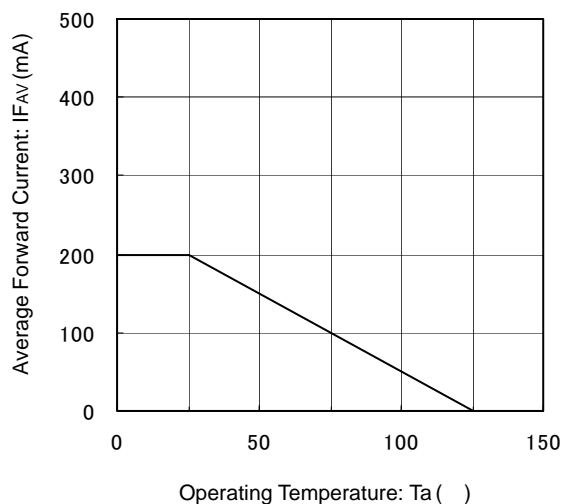
(4) Reverse Current vs. Operating Temperature



(5) Inter-Terminal Capacity vs. Reverse Voltage



(6) Average Forward Current vs. Operating Temperature



1. The products and product specifications contained herein are subject to change without notice to improve performance characteristics. Consult us, or our representatives before use, to confirm that the information in this catalog is up to date.
2. We assume no responsibility for any infringement of patents, patent rights, or other rights arising from the use of any information and circuitry in this catalog.
3. Please ensure suitable shipping controls (including fail-safe designs and aging protection) are in force for equipment employing products listed in this catalog.
4. The products in this catalog are not developed, designed, or approved for use with such equipment whose failure or malfunction can be reasonably expected to directly endanger the life of, or cause significant injury to, the user.
(e.g. Atomic energy; aerospace; transport; combustion and associated safety equipment thereof.)
5. Please use the products listed in this catalog within the specified ranges.
Should you wish to use the products under conditions exceeding the specifications, please consult us or our representatives.
6. We assume no responsibility for damage or loss due to abnormal use.
7. All rights reserved. No part of this catalog may be copied or reproduced without the prior permission of Torex Semiconductor Ltd.

TOREX SEMICONDUCTOR LTD.