



Common Mode Filters(SMD) For CAN-BUS / General Signal Line

Conformity to RoHS Directive

ZJYS Series ZJYS81 Type

FEATURES

- Operating temperature range covers from -40 to +125°C.
- Non-dissolution of the abutment amounts in circuit board mounting.
- The products contain no lead and also support lead-free soldering.
- This product conforms to the standards that are slated to be introduced under the RoHS Directive.

APPLICATIONS

CAN-BUS system, facsimiles, modems, ISDN

PACKAGING STYLE AND QUANTITIES

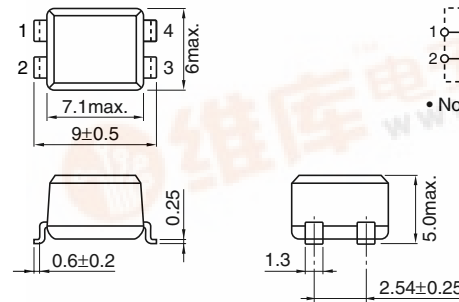
Packaging style	Quantity
Taping	1500 pieces/reel

PRODUCT IDENTIFICATION

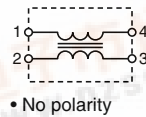
ZJYS81R5 - 2P L 25 (T) - G01
(1) (2) (3) (4) (5) (6)

- (1) Series name
- (2) Number of line
2P: 2-line
- (3) Winding type
L: Sector
No mark: Bifilar
- (4) Product identification number
- (5) Packaging style
T: ϕ 330mm reel taping
- (6) TDK internal code


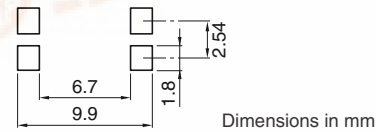
SHAPES AND DIMENSIONS



CIRCUIT DIAGRAM



RECOMMENDED PC BOARD PATTERN



Weight: 0.4g

Dimensions in mm

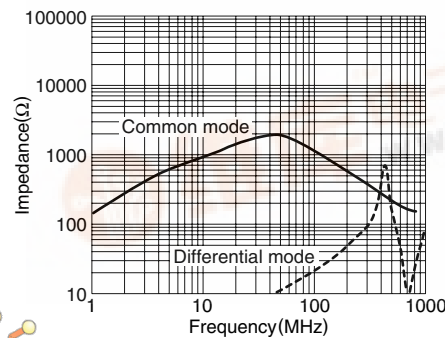
ELECTRICAL CHARACTERISTICS

Part No.	Common mode impedance (Ω)[10MHz]		DC resistance (Ω)max.	Rated current (A)max.	Insulation resistance (M Ω)min.	Rated voltage (V)max.
	min.	typ.				
ZJYS81R5-2P24-G01	500	1000	0.15	0.5	100	80
ZJYS81R5-2P50-G01	1000	2000	0.25	0.5	100	80
ZJYS81R5-2PL25-G01	600	1000	0.25	0.5	100	80
ZJYS81R5-2PL51-G01	1000	2000	0.3	0.5	100	80

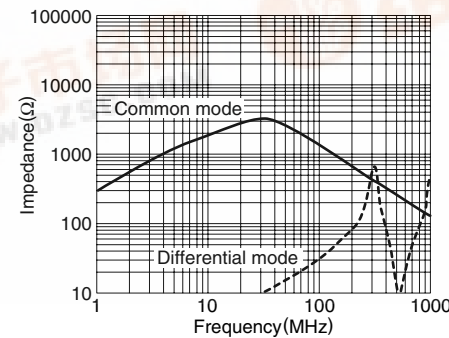
TYPICAL ELECTRICAL CHARACTERISTICS

IMPEDANCE vs. FREQUENCY CHARACTERISTICS

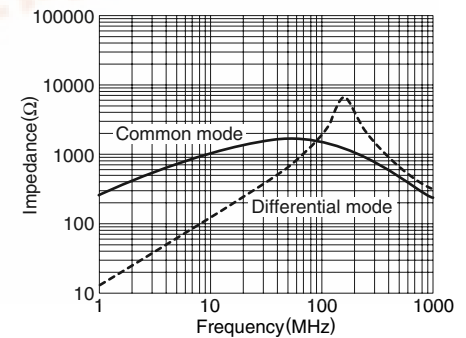
ZJYS81R5-2P24



ZJYS81R5-2P50



ZJYS81R5-2PL25



Conformity to RoHS Directive: This means that, in conformity with EU Directive 2002/95/EC, lead, cadmium, mercury, hexavalent chromium, and specific bromine-based flame retardants, PBB and PBDE, have not been used, except for exempted applications.

TYPICAL ELECTRICAL CHARACTERISTICS
IMPEDANCE vs. FREQUENCY CHARACTERISTICS

