

Part Number: **ZMEBGGBBG61W**
3.2X3.6mm FULL-COLOR SURFACE MOUNT LED LAMP

PRELIMINARY SPEC

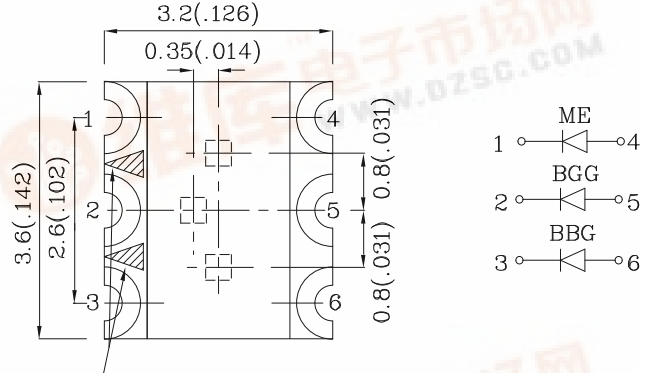
Features

- LOW POWER CONSUMPTION.
- 3.2mmx3.6mm SMT LED, 1.1mm THICKNESS.
- CAN PRODUCE ANY COLOR IN VISIBLE SPECTRUM, INCLUDING WHITE LIGHT.
- ONE ORANGE, ONE GREEN AND ONE BLUE CHIPS IN ONE PACKAGE.
- PACKAGE : 1000PCS / REEL.
- MOISTURE SENSITIVITY LEVEL : LEVEL 3.
- RoHS COMPLIANT.

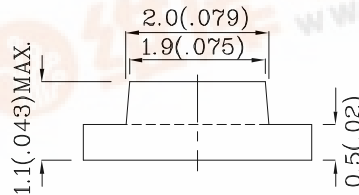


Notes:

1. All dimensions are in millimeters (inches).
2. Tolerance is $\pm 0.2(0.008)$ " unless otherwise noted.
3. Specifications are subject to change without notice.




POLARITY MARK

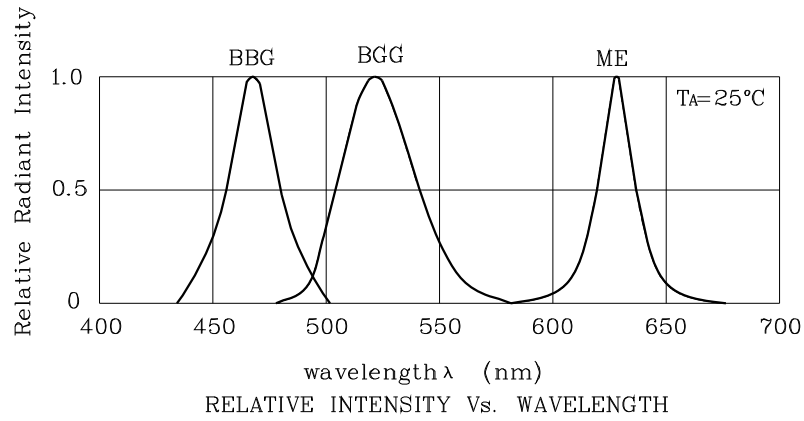


Absolute maximum ratings (TA=25°C)		ME (InGa AlP)	BGG (InGa N)	BBG (InG aN)	Unit
Reverse Voltage	VR	5	5	5	V
Forward Current	IF	30	30	30	mA
Forward Current (Peak) 1/10 Duty Cycle 0.1ms Pulse Width	iFS	195	100	100	mA
Power Dissipation	PT	75	120	120	mW
Electrostatic Discharge Threshold (HBM)	-	-	1000	1000	V
Operating Temperature	TA	-40 ~ +85			°C
Storage Temperature	Tstg	-40 ~ +85			

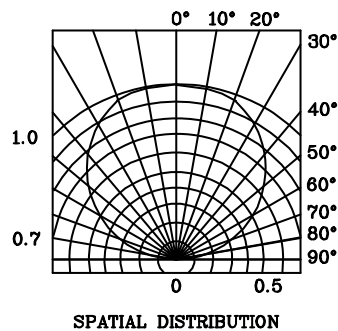
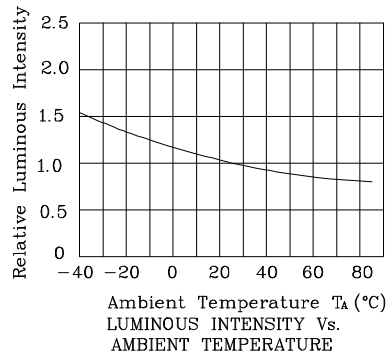
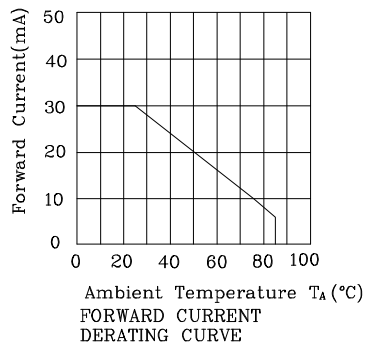
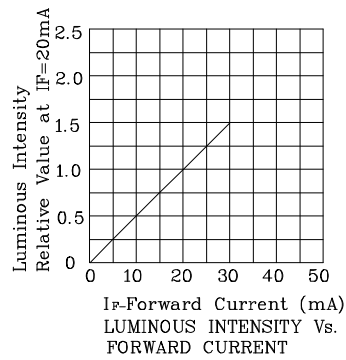
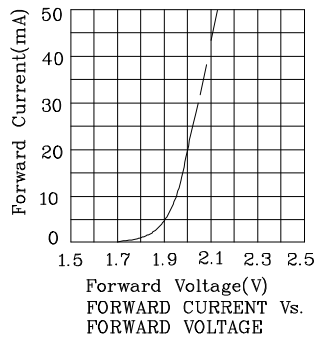
Operating Characteristics (TA=25°C)		ME (InGaA IP)	BGG (InGa N)	BBG (InG aN)	Unit
Forward Voltage (Typ.) (IF=20mA)	VF	2.0	3.2	3.2	V
Forward Voltage (Max.) (IF=20mA)	VF	2.5	4.0	4.0	V
Reverse Current (Max.) (VR=5V)	IR	10	10	10	uA
Wavelength of Peak Emission (Typ.) (IF=20mA)	λp	630	520	468	nm
Wavelength of Dominant Emission (Typ.) (IF=20mA)	λD	621	525	470	nm
Spectral Line Full Width At Half-Maximum (Typ.) (IF=20mA)	$\Delta\lambda$	20	35	21	nm
Capacitance (Typ.) (VF=0V, f=1MHz)	C	25	100	100	pF

Part Number	Emitting Color	Emitting Material	Lens-color	Luminous Intensity (IF=20mA) mcd		Wavelength nm λP	Viewing Angle 2 θ 1/2
				min.	typ.		
ZMEBGGBBG61W	Red	InGaAlP	Water Clear	110	297	630	120°
	Green	InGaN		110	248	520	
	Blue	InGaN		50	148	468	

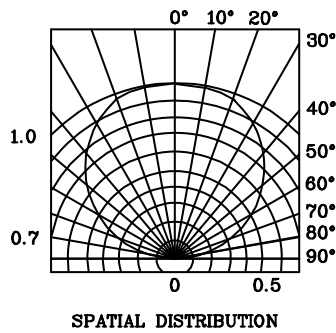
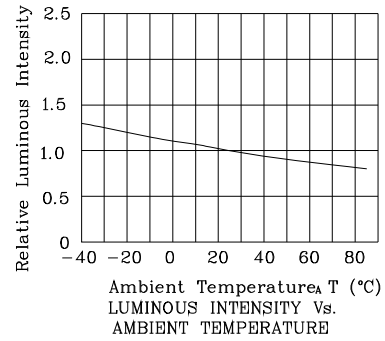
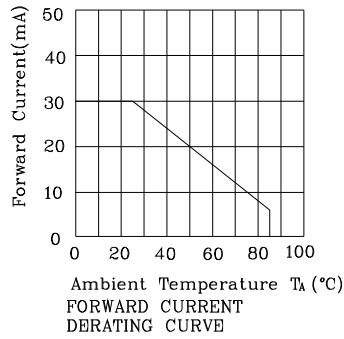
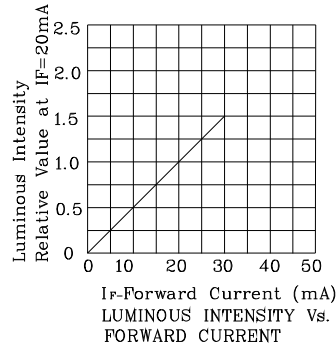
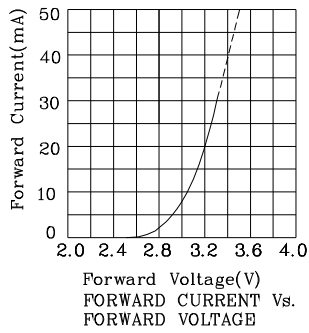




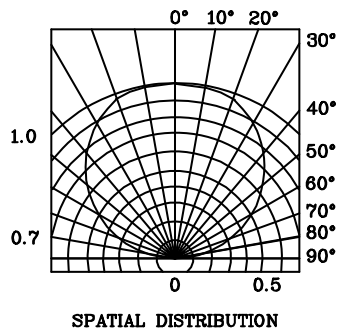
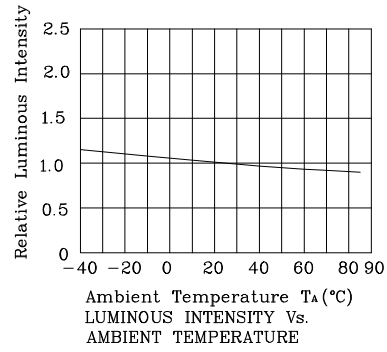
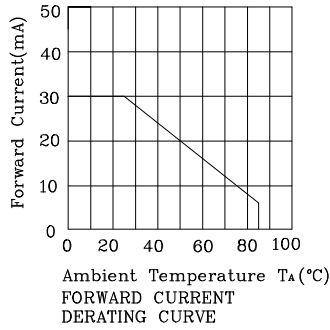
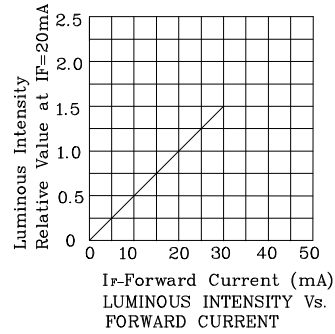
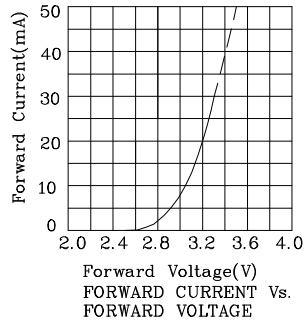
❖ ME



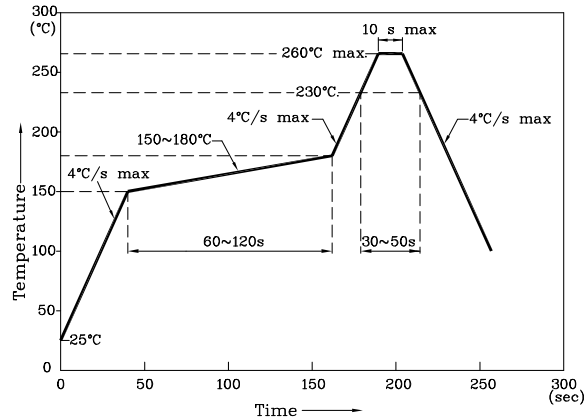
❖ BGG



❖ **BBG**



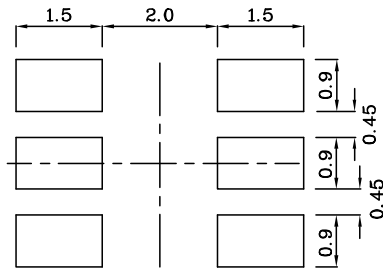
Reflow Soldering Profile For Lead-free SMT Process.



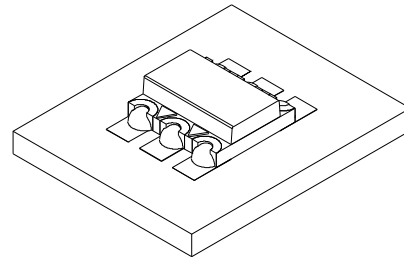
NOTES:

1. Maximum soldering temperature should not exceed 260°C.
2. Recommended reflow temperature: 145°C-260°C.
3. Do not put stress to the epoxy resin during high temperatures conditions.

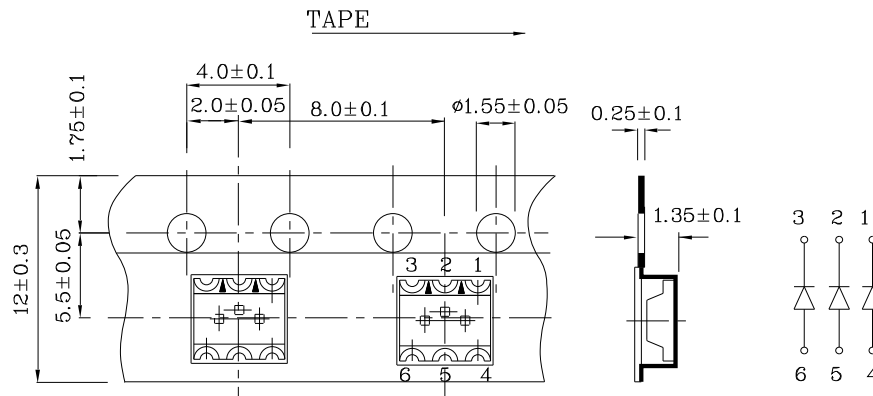
❖ Recommended Soldering Pattern
(Units : mm; Tolerance: ± 0.1)



❖ The device has a single mounting surface. The device must be mounted according to the specifications.



❖ Tape Specification (Units : mm)



Remarks:

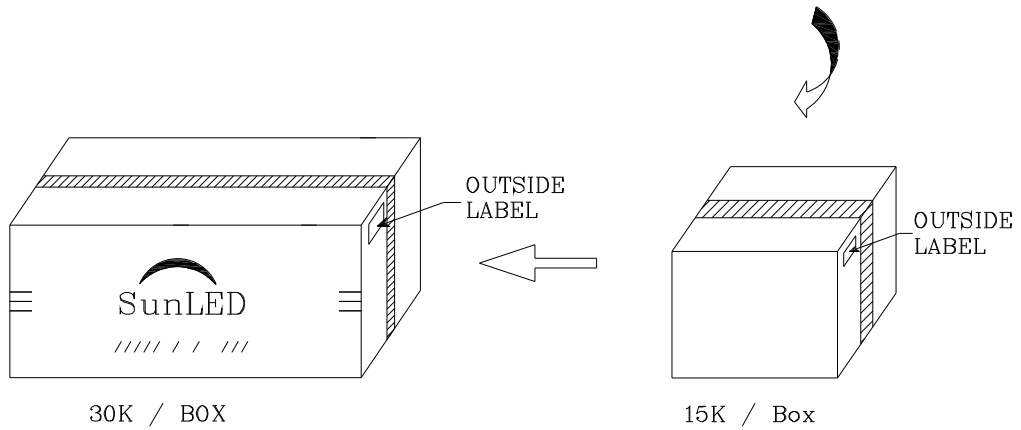
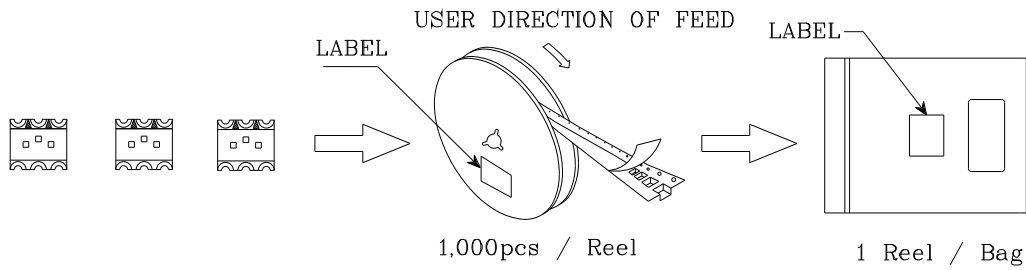
If special sorting is required (e.g. binning based on forward voltage, Luminous intensity/ luminous flux, or wavelength), the typical accuracy of the sorting process is as follows:


1. Wavelength: +/-1nm
2. Luminous intensity/ Luminous Flux: +/-15%
3. Forward Voltage: +/-0.1V

Note: Accuracy may depend on the sorting parameters.

PACKING & LABEL SPECIFICATIONS

ZMEBGGBBG61W



P/NO : Zxx61x	
QTY : 1,000 pcs	CODE: XXX
S/N : XX	
LOT NO:	
 XXXXXXXXXXXXXXXXXXXXXXXX	
RoHS Compliant	