

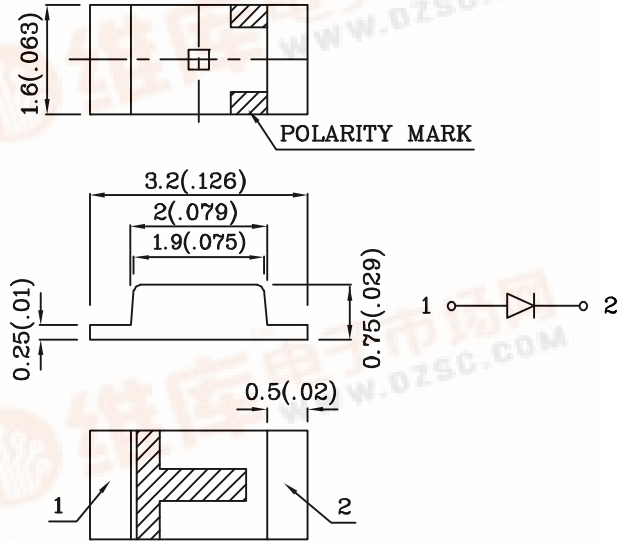
Features

- 3.2mmx1.6mm SMT LED, 0.75mm THICKNESS.
- LOW POWER CONSUMPTION.
- WIDE VIEWING ANGLE.
- IDEAL FOR BACKLIGHT AND INDICATOR.
- VARIOUS COLORS AND LENS TYPES AVAILABLE.
- PACKAGE : 2000PCS / REEL.
- MOISTURE SENSITIVITY LEVEL : LEVEL 3.
- RoHS COMPLIANT.



Notes:

1. All dimensions are in millimeters (inches).
2. Tolerance is $\pm 0.2(0.008)$ unless otherwise noted.
3. Specifications are subject to change without notice.



| Absolute maximum ratings (TA=25°C) | | MO (InGaAlP) | Unit |
|--|------|-----------------|------|
| Reverse Voltage | VR | 5 | V |
| Forward Current | IF | 30 | mA |
| Forward Current (Peak) 1/10 Duty Cycle 0.1ms Pulse Width | iFS | 195 | mA |
| Power Dissipation | PT | 75 | mW |
| Operating Temperature | TA | -40 ~ +85 | °C |
| Storage Temperature | Tstg | -40 ~ +85 | |

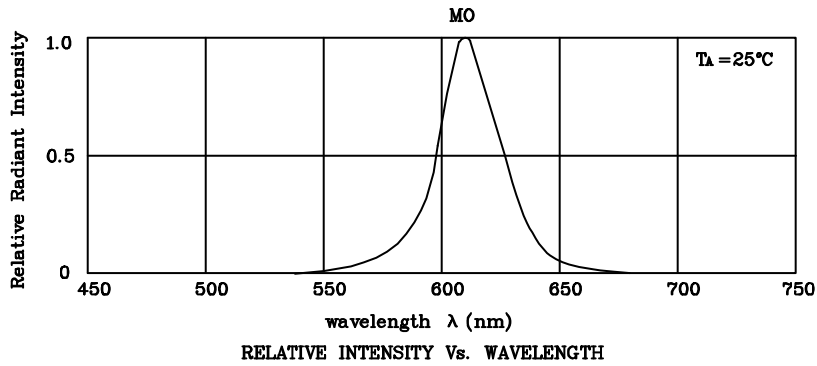
| Operating Characteristics (TA=25°C) | | MO (InGaAlP) | Unit |
|---|-----------------|-----------------|------|
| Forward Voltage (Typ.) (IF=20mA) | VF | 2.0 | V |
| Forward Voltage (Max.) (IF=20mA) | VF | 2.5 | V |
| Reverse Current (Max.) (VR=5V) | IR | 10 | uA |
| Wavelength of Peak Emission (Typ.) (IF=20mA) | λP | 610 | nm |
| Wavelength of Dominant Emission (Typ.) (IF=20mA) | λD | 601 | nm |
| Spectral Line Full Width At Half-Maximum (Typ.) (IF=20mA) | $\Delta\lambda$ | 29 | nm |
| Capacitance (Typ.) (VF=0V, f=1MHz) | C | 30 | pF |

| Part Number | Emitting Color | Emitting Material | Lens-color | Luminous Intensity (IF=20mA) mcd | Wavelength nm λP | Viewing Angle 2 θ 1/2 |
|-------------|----------------|-------------------|------------|--|---------------------------------|---------------------------------|
|-------------|----------------|-------------------|------------|--|---------------------------------|---------------------------------|

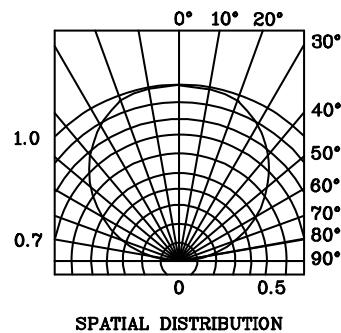
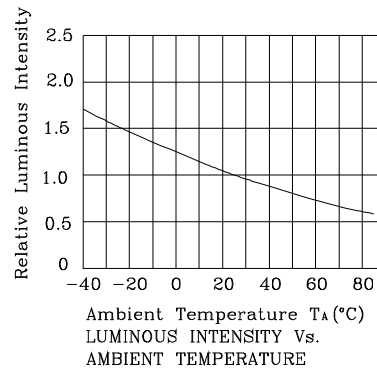
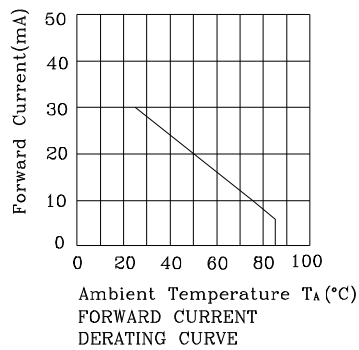
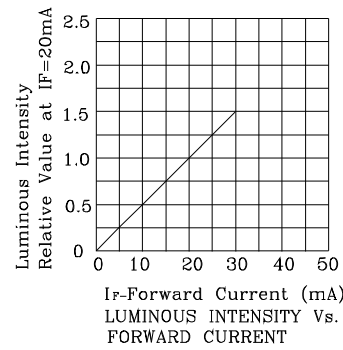
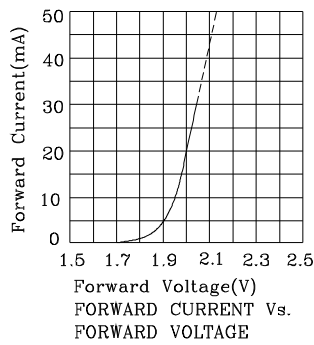
min. typ.

| | | | | | | | |
|----------|--------|---------|-------------|----|-----|-----|------|
| ZMO55W-1 | Orange | InGaAlP | Water Clear | 70 | 198 | 610 | 120° |
|----------|--------|---------|-------------|----|-----|-----|------|

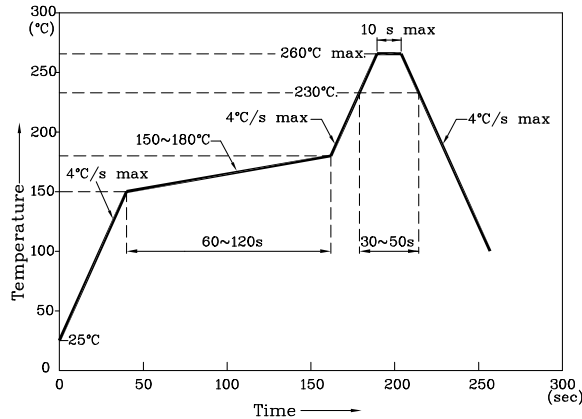




❖ MO



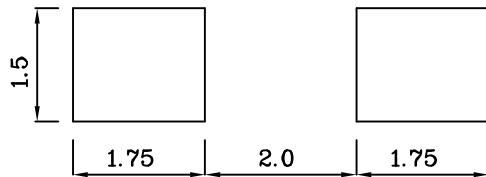
Reflow Soldering Profile For Lead-free SMT Process.



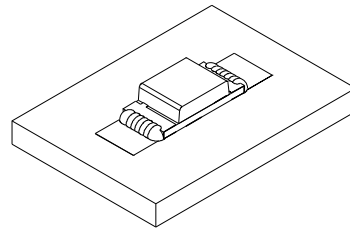
NOTES:

1. Maximum soldering temperature should not exceed 260°C.
2. Recommended reflow temperature: 145°C–260°C.
3. Do not put stress to the epoxy resin during high temperatures conditions.

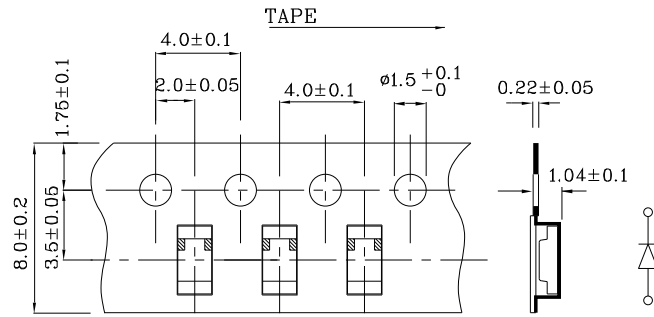
❖ Recommended Soldering Pattern (Units : mm; Tolerance: ± 0.1)



❖ The device has a single mounting surface. The device must be mounted according to the specifications.



❖ Tape Specification (Units : mm)



Remarks:

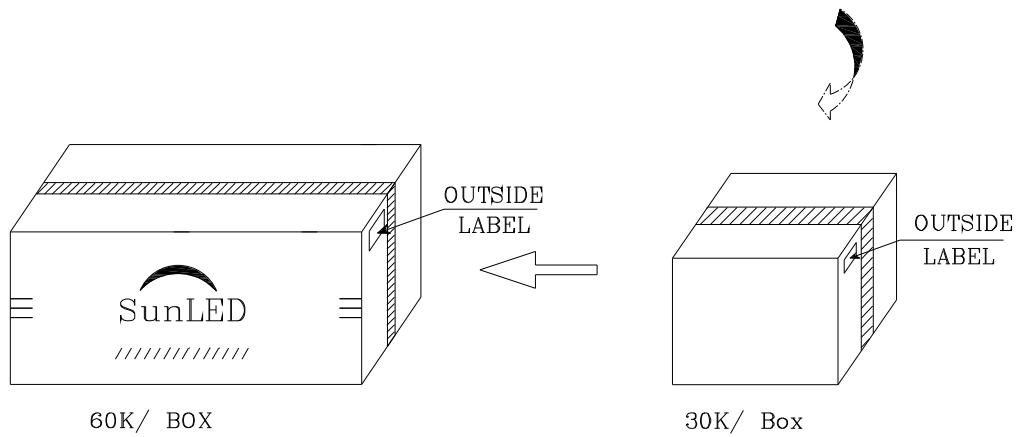
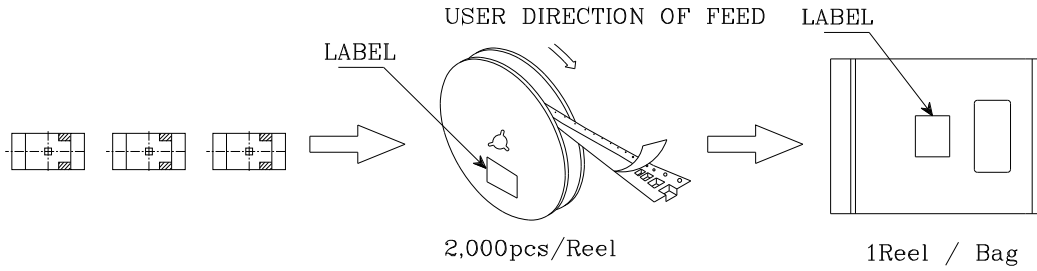

If special sorting is required (e.g. binning based on forward voltage, Luminous intensity / luminous flux, or wavelength), the typical accuracy of the sorting process is as follows:

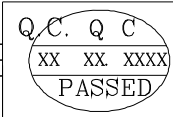

1. Wavelength: +/-1nm
2. Luminous Intensity / Luminous Flux: +/-15%
3. Forward Voltage: +/-0.1V

Note: Accuracy may depend on the sorting parameters.

PACKING & LABEL SPECIFICATIONS

ZMO55W-1

| | |
|--|-----------|
|  | |
| P/NO : Zxxx55x-1 | |
| QTY : 2,000 pcs | CODE: XXX |
| S/N : XX | |
| LOT NO: | |
|  xxxxxxxxxxxxxxxxxxxxxxxx | |
| RoHS Compliant | |