

ZXM64N035L3

35V N-CHANNEL ENHANCEMENT MODE MOSFET

SUMMARY

$V_{(BR)DSS} = 35V$; $R_{DS(on)} = 0.060\Omega$; $I_D = 13A$

DESCRIPTION

This new generation of high cell density planar MOSFETs from Zetex utilizes a unique structure that combines the benefits of low on-resistance with fast switching speed. This makes them ideal for high efficiency, low voltage, power management applications.

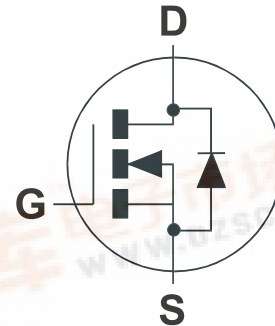


FEATURES

- Low on-resistance
- Fast switching speed
- Low threshold
- Low gate drive
- TO220 package

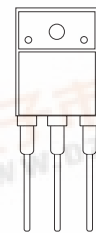
APPLICATIONS

- 100W Class D Audio Output Stage
- Motor Control



ORDERING INFORMATION

DEVICE	MULTIPLES
ZXM64N035L3	1000



G D S
Front View

DEVICE MARKING

- ZXM6
4N035



ZXM64N035L3

ABSOLUTE MAXIMUM RATING

PARAMETER	SYMBOL	LIMIT	UNIT
Drain-Source Voltage	V_{DSS}	35	V
Gate-Source Voltage	V_{GS}	± 20	V
Continuous Drain Current ($V_{GS}=10V$; $T_C=25^\circ C$)(a) ($V_{GS}=10V$; $T_A=25^\circ C$)(b)	I_D	13 3.5	A
Pulsed Drain Current ^(b)	I_{DM}	30	A
Continuous Source Current (Body Diode) ^(b)	I_S	2.4	A
Pulsed Source Current (Body Diode) ^(b)	I_{SM}	30	A
Power Dissipation at $T_A=25^\circ C$ ^(a) Linear Derating Factor	P_D	20 160	W mW/ $^\circ C$
Power Dissipation at $T_A=25^\circ C$ ^(b) Linear Derating Factor	P_D	1.5 12	W mW/ $^\circ C$
Operating and Storage Temperature Range	$T_j; T_{stg}$	-55 to +150	$^\circ C$

THERMAL RESISTANCE

PARAMETER	SYMBOL	VALUE	UNIT
Junction to Case ^(a)	$R_{\theta JC}$	6.25	$^\circ C/W$
Junction to Ambient ^(b)	$R_{\theta JA}$	83.3	$^\circ C/W$

ZXM64N035L3

ELECTRICAL CHARACTERISTICS (at $T_A = 25^\circ\text{C}$ unless otherwise stated)

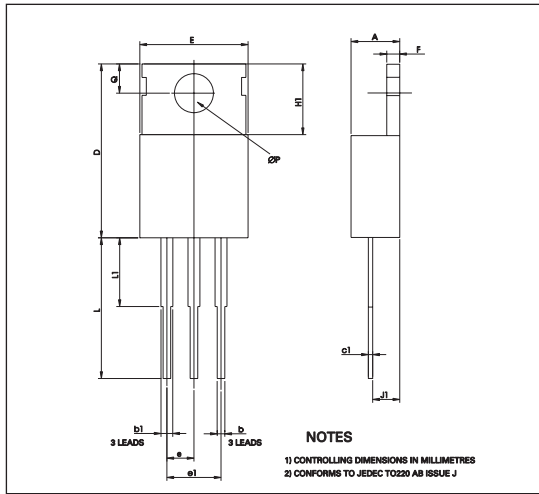
PARAMETER	SYMBOL	MIN.	TYP.	MAX.	UNIT	CONDITIONS
STATIC						
Drain-Source Breakdown Voltage	$V_{(BR)DSS}$	35			V	$I_D=250\mu\text{A}, V_{GS}=0\text{V}$
Zero Gate Voltage Drain Current	I_{DSS}			1	μA	$V_{DS}=35\text{V}, V_{GS}=0\text{V}$
Gate-Body Leakage	I_{GSS}			100	nA	$V_{GS}=\pm 20\text{V}, V_{DS}=0\text{V}$
Gate-Source Threshold Voltage	$V_{GS(th)}$	1.0			V	$I_D=250\mu\text{A}, V_{DS}=V_{GS}$
Static Drain-Source On-State Resistance ⁽¹⁾	$R_{DS(on)}$			0.060 0.070	Ω	$V_{GS}=10\text{V}, I_D=3.7\text{A}$ $V_{GS}=4.5\text{V}, I_D=1.9\text{A}$
Forward Transconductance ⁽¹⁾⁽³⁾	g_{fs}	4.3			S	$V_{DS}=10\text{V}, I_D=1.9\text{A}$
DYNAMIC ⁽³⁾						
Input Capacitance	C_{iss}		950		pF	$V_{DS}=25\text{V}, V_{GS}=0\text{V},$ $f=1\text{MHz}$
Output Capacitance	C_{oss}		200		pF	
Reverse Transfer Capacitance	C_{rss}		50		pF	
SWITCHING ^{(2) (3)}						
Turn-On Delay Time	$t_{d(on)}$		4.2		ns	$V_{DD}=15\text{V}, I_D=3.7\text{A}$ $R_G=6.0\Omega, V_{GS}=10\text{V}$
Rise Time	t_r		4.5		ns	
Turn-Off Delay Time	$t_{d(off)}$		20.5		ns	
Fall Time	t_f		8		ns	
Total Gate Charge	Q_g			27	nC	$V_{DS}=24\text{V}, V_{GS}=10\text{V},$ $I_D=3.7\text{A}$
Gate-Source Charge	Q_{gs}			5	nC	
Gate-Drain Charge	Q_{gd}			4.5	nC	
SOURCE-DRAIN DIODE						
Diode Forward Voltage ⁽¹⁾	V_{SD}			0.95	V	$T_J=25^\circ\text{C}, I_S=3.7\text{A},$ $V_{GS}=0\text{V}$
Reverse Recovery Time ⁽³⁾	t_{rr}		24.5		ns	$T_J=25^\circ\text{C}, I_F=3.7\text{A},$ $di/dt=100\text{A}/\mu\text{s}$
Reverse Recovery Charge ⁽³⁾	Q_{rr}		19.1		nC	

NOTES

- (1) Measured under pulsed conditions. Width=300 μs . Duty cycle $\leq 2\%$.
 (2) Switching characteristics are independent of operating junction temperature.
 (3) For design aid only, not subject to production testing.

ZXM64N035L3

Package Outline



Package Dimensions

DIM	Millimeters		Inches	
	Min	Max	Min	Max
A	3.56	4.82	0.140	0.189
b	0.38	1.01	0.015	0.040
b1	1.15	1.77	0.045	0.070
c1	0.41	0.50	0.016	0.020
D	14.23	16.51	0.560	0.650
E	9.66	10.66	0.380	0.419
e	2.29	2.79	0.090	0.110
e1	4.83	5.33	0.190	0.210
F	0.51	1.39	0.20	0.055
H1	5.58	6.85	0.230	0.270
J1	2.04	2.92	0.080	0.115
L	12.70	14.73	0.500	0.580
L1	—	6.35	—	0.250
∅P	3.54	4.08	0.139	0.160
Q	2.54	3.42	0.100	0.134

© Zetex Semiconductors plc 2004

Europe	Americas	Asia Pacific	Corporate Headquarters
Zetex GmbH Streitfeldstraße 19 D-81673 München Germany	Zetex Inc 700 Veterans Memorial Hwy Hauppauge, NY 11788 USA	Zetex (Asia) Ltd 3701-04 Metroplaza Tower 1 Hing Fong Road, Kwai Fong Hong Kong	Zetex plc Lansdowne Road, Chadderton Oldham, OL9 9TY United Kingdom
Telefon: (49) 89 45 49 49 0 Fax: (49) 89 45 49 49 49 europa.sales@zetex.com	Telephone: (1) 631 360 2222 Fax: (1) 631 360 8222 usa.sales@zetex.com	Telephone: (852) 26100 611 Fax: (852) 24250 494 asia.sales@zetex.com	Telephone (44) 161 622 4444 Fax: (44) 161 622 4446 hq@zetex.com

These offices are supported by agents and distributors in major countries world-wide.

This publication is issued to provide outline information only which (unless agreed by the Company in writing) may not be used, applied or reproduced for any purpose or form part of any order or contract or be regarded as a representation relating to the products or services concerned. The Company reserves the right to alter without notice the specification, design, price or conditions of supply of any product or service.

For the latest product information, log on to www.zetex.com