



Micro Commercial Components

Micro Commercial Components
20736 Marilla Street Chatsworth
CA 91311
Phone: (818) 701-4933
Fax: (818) 701-4939

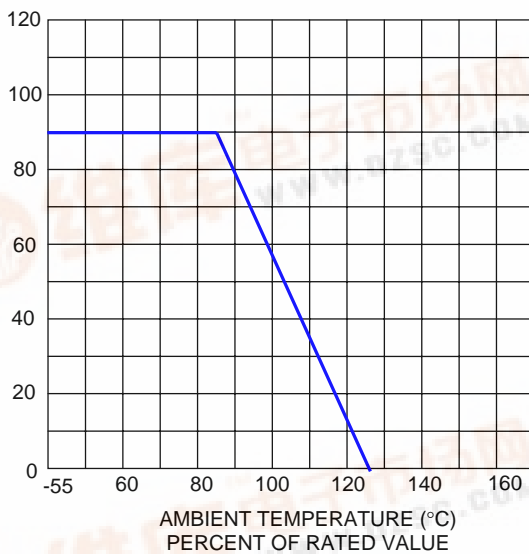
Features

- Radial-Lead Varistor
- Designed to be Operated Continuously Across AC Power Lines
- No Derating Up to 85°C Ambient
- Available in Tape and Reel or Bulk Pack

Maximum Ratings

- Operating Ambient Temperature Range: -55°C to +85°C
- Storage Temperature Range: -55°C to +125°C
- Temperature Coefficient (αV) of Clamping Voltage (V_C) at Specified Test Current: <math><0.05\%/^{\circ}\text{C}</math>
- Varistor voltage temperature coefficient:

$$\frac{V_b \text{ at } 20^{\circ}\text{C} - V_b \text{ at } 70^{\circ}\text{C}}{V_b \text{ at } 20^{\circ}\text{C}} \times \frac{1}{50} \times 100(\%/^{\circ}\text{C})$$



CURRENT, ENERGY AND POWER DERATING CURVE

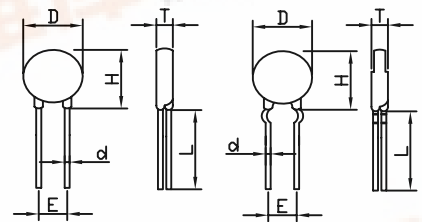
Note : * 'X' can be S, C, I or Y .

- 'S' denotes straight lead
- 'C' denotes out crimped lead
- 'I' denotes inner crimped lead
- 'Y' denotes kink lead

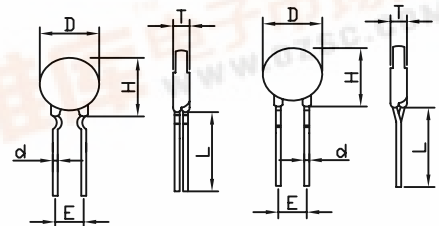
182KD25NX*
thru
201KD25NX*

130 to 1000 Volts
Varistor
155 to 1100 Joule

S: Straight lead C: Out Crimped Lead



I: Inner Crimped Lead Y: Y Kink Lead



L: 20mm min

DIMENSIONS					
Unit:mm					
SIZE	Dmax	Hmax		D +/- 0.05	E +/- 0.8
Lead	ALL	S	C/I/Y	ALL	ALL
05D	7	10	13	0.6	5
07D	9	12	15	0.6	5
10D	13	16	19.5	0.8	7.5
14D	17	20	23	0.8	7.5
20D	23	27	30	0.8	7.5
				1.0	10
25D	28	31	35	1.0	12.5



182KD25NX thru 201KD25NX



Electrical Characteristics @ 25°C Unless Otherwise Noted

Part Number	Maximum Allowable Voltage		Maximum Energy	Withstanding Surge Current		Rated Wattage (W)	Varistor Voltage	Maximum Clamping Voltage
	Acrms (V)	DC (V)	10/1000us (J)	1 time	2 times		V1mA (V)	V150A (V)
				(A)				
182KD25NX	1000	1465	1100	20000	14000	1.0	1800(1620-1980)	2970
152KD25NX	750	1300	950				1500(1350-1650)	2475
122KD25NX	750	980	785				1200(1080-1320)	1815
112KD25NX	680	895	685				1100(990-1210)	1815
102KD25NX	625	825	620				1000(900-1100)	1650
911KD25NX	550	745	560				910(819-1001)	1500
821KD25NX	510	670	505				820(738-902)	1355
781KD25NX	485	640	485				780(702-858)	1290
751KD25NX	460	615	460				750(675-825)	1240
681KD25NX	420	560	430				680(612-748)	1120
621KD25NX	385	505	425				620(558-682)	1025
561KD25NX	350	460	420				560(504-616)	920
511KD25NX	320	415	420				510(459-561)	845
471KD25NX	300	385	385				470(423-517)	775
431KD25NX	275	350	335				430(387-473)	710
391KD25NX	250	320	300				390(351-429)	650
361KD25NX	230	300	245				360(324-396)	595
331KD25NX	210	275	230				330(297-363)	550
301KD25NX	190	250	220				300(270-330)	505
271KD25NX	175	225	210				270(243-297)	455
241KD25NX	150	200	190	240(216-264)	395			
221KD25NX	140	180	170	220(198-242)	360			
201KD25NX	130	170	155	200(185-225)	330			