

.050" Mini D Ribbon (MDR) Connectors

Solder Plug Connector — Shielded

101XX-3000VE Series



- Solder plug shielded I/O connector
- Accepts wide variety of discrete wire cable types AWG 24–30
- Soldering wire contact cup requires no special tooling
- Ribbon type contact: industry preferred
- Reliable repetitive plugging/unplugging
- Positions: 14, 20, 26, 36, 40 and 50

TS-0669-06
Sheet 1 of 2

Date Modified: February 19, 1999

152

Physical

Insulation

Material: Glass Reinforced Polyester (PCT)
Flammability: UL 94V-0
Color: Black

Contact

Material: Copper Alloy (C521)
Plating
Underplate: 80 μ " (2.0 μ m) Nickel — QQ-N-290, Class 2
Wiping Area: 20 μ " (0.51 μ m) Min Gold — MIL-G-45204, Type II, Grade C
Solder Area: Tin-Lead

Shroud

Material: Steel
Plating: Nickel

Wire Accomodation: 24, 26, 28 & 30 AWG

Marking: 3M Logo and Part Number

Electrical

Current Rating: 1 A

Insulation Resistance: $> 5 \times 10^8 \Omega$ at 500 VDC

Withstanding Voltage: 500 Vrms for 1 Minute

Environmental

Temperature Rating: -55°C to $+105^\circ\text{C}$

Solder Process: 360 $^\circ\text{C}$ max for 10 sec. max



.050" Mini D Ribbon (MDR) Connectors

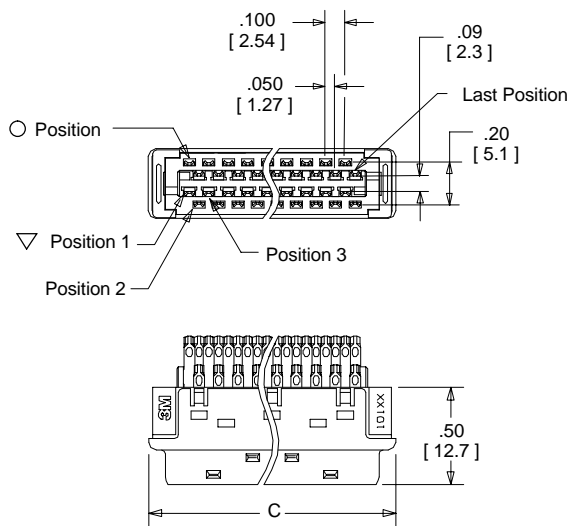
Solder Plug Connector — Shielded

101XX-3000VE Series

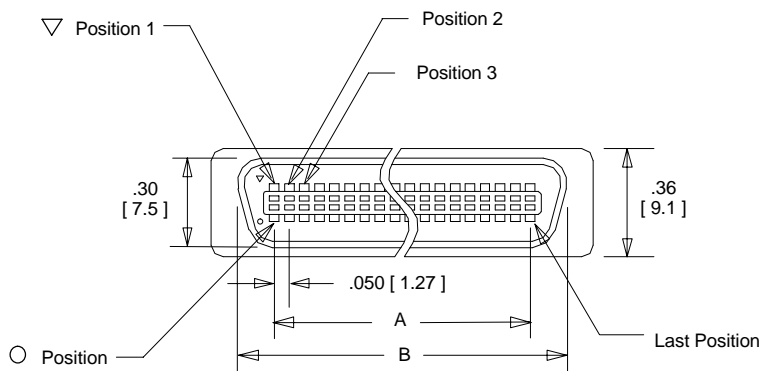
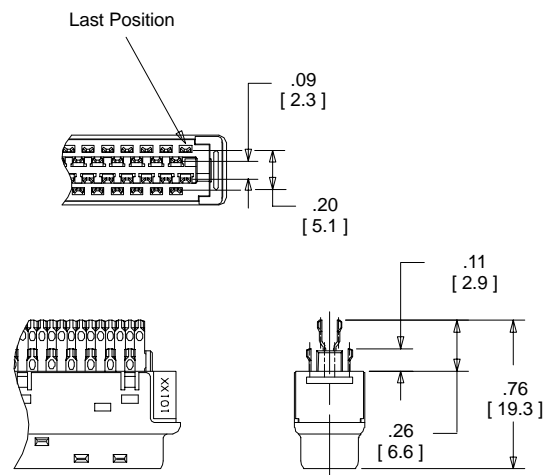
Contact Quantity	Dimensions		
	A	B	C
14	.300 [7.62]	.54 [13.8]	.72 [18.2]
20	.450 [11.43]	.69 [17.6]	.87 [22.0]
26	.600 [15.24]	.85 [21.5]	1.02 [25.8]
36	.850 [21.59]	1.09 [27.8]	1.27 [32.2]
40	.950 [24.13]	1.19 [30.3]	1.37 [34.7]
50	1.200 [30.48]	1.44 [36.7]	1.62 [41.1]



20, 36 & 40 Position



14, 26 & 50 Position



Inch [mm]			
Tolerance Unless Noted			
	.0	.00	.000
Inch	± .1	± .01	± .005

[] Dimensions for Reference only

Ordering Information

101XX-3000VE

Contact Quantity (See Table)

Note: This solder plug connector must be used with only 3M Non-Shielded Shell Kits 103XX-52FO-008 Series and 103XX-52A0-008 Series.

TS-0669-06
Sheet 2 of 2