

Features

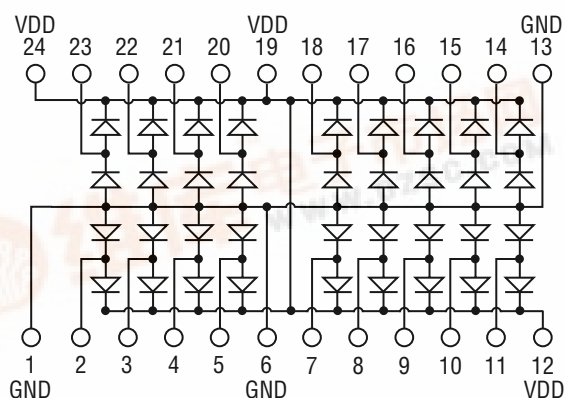
- Lead free versions available
- RoHS compliant (lead free version)*
- 18 termination channels
- Incorporates 36 bi-directional Schottky-based diodes
- Small form factor replaces 18 SOT23 packages
- Low forward voltage (2 options available)
- Very fast recovery time

Thin Film on Silicon 2DTA High Performance Memory Bus Terminator

General Information

The Model 2DTA Series High Performance Memory Bus Terminator is well-suited for high speed bus termination applications where variable bus loading and very low terminator power dissipation are required. This very efficient high speed terminator array is highly integrated and is very effective for use in space constrained applications such as PC notebooks and motherboards, engineering workstations and portable battery powered devices. Two performance options are available. The higher grade 2DTA-5 with a maximum forward voltage of 0.75 V is suited for ultra-fast and dense memory termination configurations. The 2DTA-10, with a maximum specified forward voltage of 0.85 V is primarily targeted to general purpose applications where board space is critical.

Package Schematic



Electrical & Environmental Characteristics

Electrical Characteristics	Symbol	Minimum	Nominal	Maximum	Unit
V_{DD}		-0.3		+7	V
Channel Clamp Current (continuous)	I_C			± 50	mA
2DTA-5 Forward Voltage: @ $I_f = 16$ mA @ $I_f = 50$ mA	V_f V_f		0.4 0.5	0.65 0.75	V V
2DTA-10 Forward Voltage: @ $I_f = 16$ mA @ $I_f = 50$ mA	V_f V_f		0.5 0.65	0.75 0.85	V V
Leakage Current @ Max. V_{DD}			0.1	5	μ A
Diode Capacitance				5	pF
Diode Ohmic Resistance				5	Ω
Charge Carrier Lifetime	t_l		100		pS
Environmental Characteristics					
ESD Protection (Mil-Std-883 Method 3015)		4			kV
Operating Temperature	T_J	-55		+125	$^{\circ}$ C
Storage Temperature	T_{stg}	-65		+150	$^{\circ}$ C
Diode Power Rating			20		mW/diode

Applications

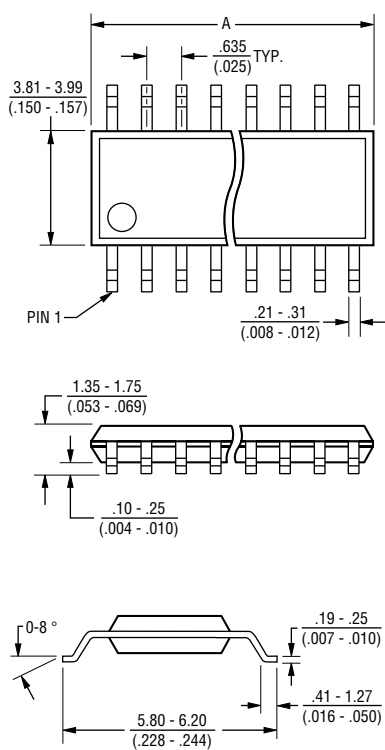
- High speed synchronous DRAM, SGRAM, SyncLink memory bus termination
- High speed SRAM cache
- 100 MHz PCI and AGP bus termination
- Local bus termination for all popular microprocessors

Thin Film on Silicon 2DTA High Performance Memory Bus Terminator

BOURNS®

Mechanical Characteristics

QSOP Package Dimensions

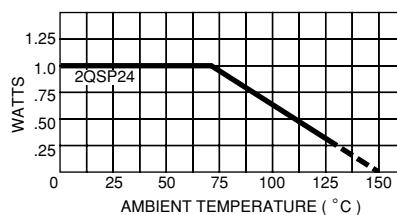


Model	A
2QSP24	8.56 - 8.74 (.337 - .344)

Governing dimensions are in mm. Dimensions in parentheses are in inches and are approximate.

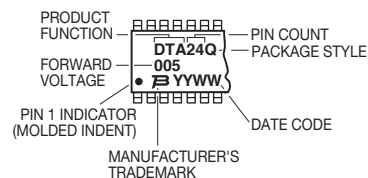
JEDEC Reference Number MO-137.

QSOP Package Power Temperature Derating Curve



Typical Part Marking

Represents total content. Layout may vary.

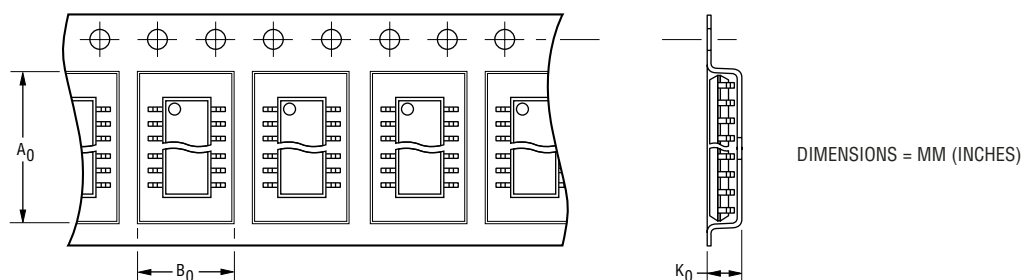


Thin Film on Silicon 2DTA High Performance Memory Bus Terminator

BOURNS®

Dispensing

For large quantities, the product will be dispensed in Tape and Reel (see diagram below).



Package	A ₀	B ₀	K ₀	Width	Pitch	No. of Pieces per 13" reel	No. of Pieces per tube
QSOP 24 Pin	6.5 (0.256)	9.0 (0.354)	2.1 (0.083)	16 (0.630)	8 (0.315)	3,500	56

How To Order

2 DTA-5 - Q 24 R

Product Class _____
Thin-Film-on-Silicon

Product Function _____
DTA = Memory Bus Terminator

Forward Voltage (V_f) _____
(See Electrical Characteristics)

Standard Package Style _____
Q = QSOP

Pin Count _____
Q = 24

Dispensing _____
R = Reel T = Tube

Terminations _____
LF = 100 % Sn (lead free)
Blank = Sn/Pb



Reliable Electronic Solutions

Asia-Pacific:

Tel: +886-2 2562-4117 • Fax: +886-2 2562-4116

Europe:

Tel: +41-41 768 5555 • Fax: +41-41 768 5510

The Americas:

Tel: +1-951 781-5500 • Fax: +1-951 781-5700

www.bourns.com