查询2SA2097供应商 捷多邦，专业PCB打样工厂，24小时加急出货

TOSHIBA Transistor Silicon PNP Epitaxial Type

2SA2097

High-Speed Swtching Applications
DC-DC Converter Applications

- High DC current gain: h_{FE} = 200 to 500 (I_C = −0.5 A)
- Low collector-emitter saturation: $V_{CE\ (sat)}$ = −0.27 V (max)
- High-speed switching: t_f = 55 ns (typ.)

Unit: mm

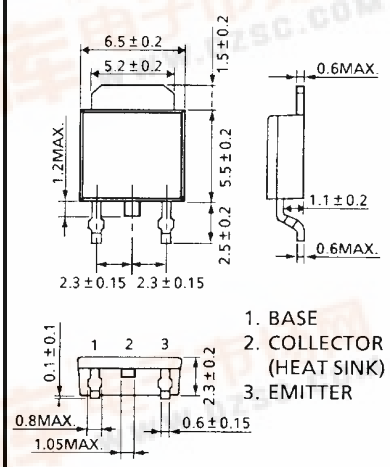

JEDEC	—
JEITA	SC-64
TOSHIBA	2-7J1A

Weight: 0.36 g (typ.)

Maximum Ratings (Ta = 25°C)

Characteristics		Symbol	Rating	Unit
Collector-base voltage		V_{CBO}	−50	V
Collector-emitter voltage		V_{CEO}	−50	V
Emitter-base voltage		V_{EBO}	−7	V
Collector current	DC	I_C	−5	A
	Pulse	I_{CP}	−10	
Base current		I_B	−0.5	A
Collector power dissipation	Ta = 25°C	P_C	1	W
	Tc = 25°C		20	
Junction temperature		T_j	150	°C
Storage temperature range		T_{stg}	−55 to 150	°C

Electrical Characteristics (Ta = 25°C)

Characteristics		Symbol	Test Condition	Min	Typ.	Max	Unit
Collector cut-off current		I_{CBO}	V_{CB} = −50 V, I_E = 0	—	—	−100	nA
Emitter cut-off current		I_{EBO}	V_{EB} = −7 V, I_C = 0	—	—	−100	nA
Collector-emitter brakedown voltage		$V_{(BR)\ CEO}$	I_C = −10 mA, I_B = 0	−50	—	—	V
DC current gain		h_{FE} (1)	V_{CE} = −2 V, I_C = −0.5 A	200	—	500	
		h_{FE} (2)	V_{CE} = −2 V, I_C = −1.6 A	100	—	—	
Collector-emitter saturation voltage		$V_{CE\ (sat)}$	I_C = −1.6 A, I_B = −53 mA	—	—	−0.27	V
Base-emitter saturation voltage		$V_{BE\ (sat)}$	I_C = −1.6 A, I_B = −53 mA	—	—	−1.10	V
Switching time	Rise time	t_r	See Figure 1 circuit diagram V_{CC} ≃ −24 V, R_L = 15 Ω I_{B1} = −I_{B2} = −53 mA	—	63	—	ns
	Storage time	t_{stg}		—	280	—	
	Fall time	t_f		—	55	—	

找PDF 维库一下 pdf.dzsc.com

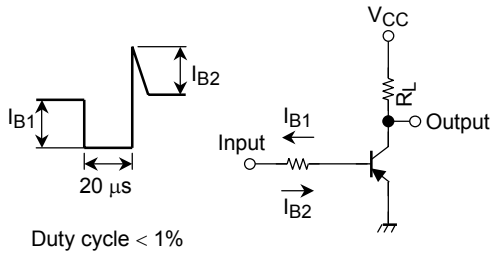

Figure 1 Switching Time Test Circuit & Timing Chart

Marking

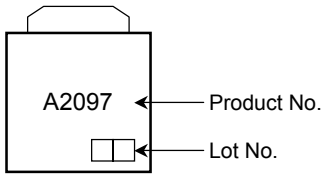

Explanation of Lot No.

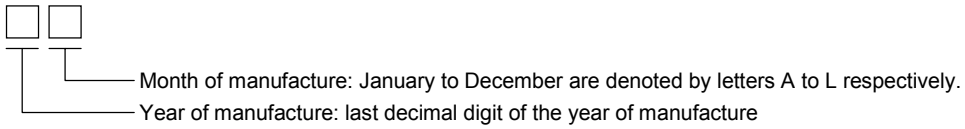

$I_C - V_{CE}$

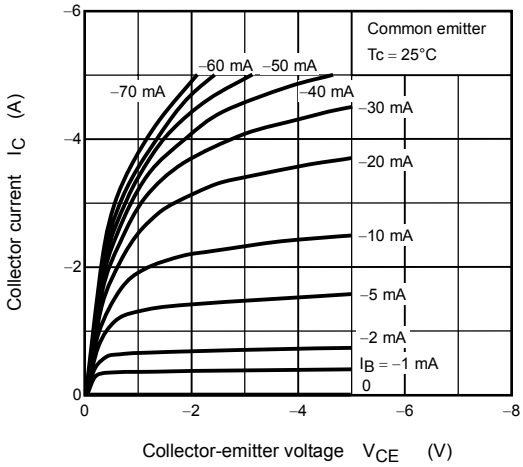

$h_{FE} - I_C$

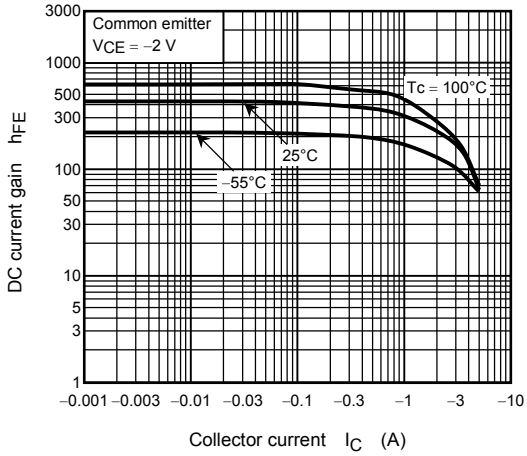

$V_{CE\,(sat)} - I_C$

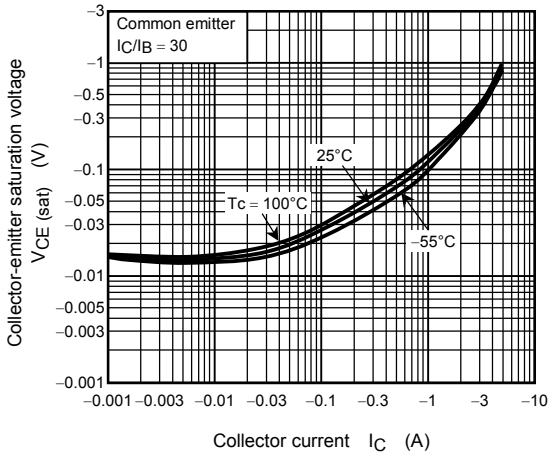

$V_{BE\,(sat)} - I_C$

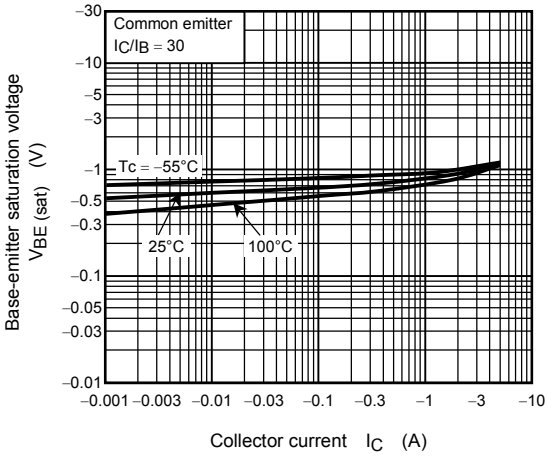

$I_C - V_{BE}$

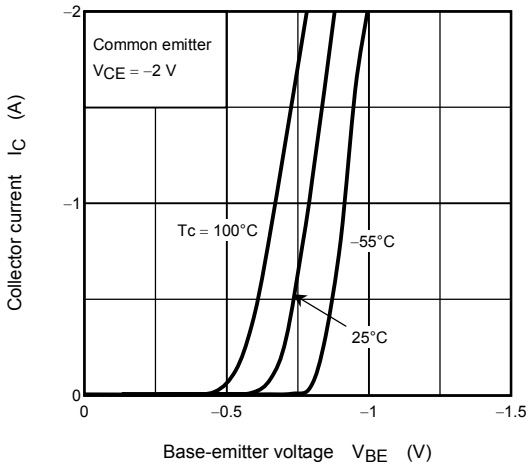

$V_{CE} - I_B$

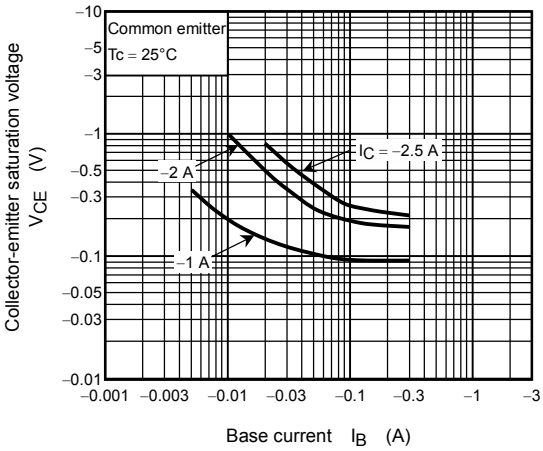

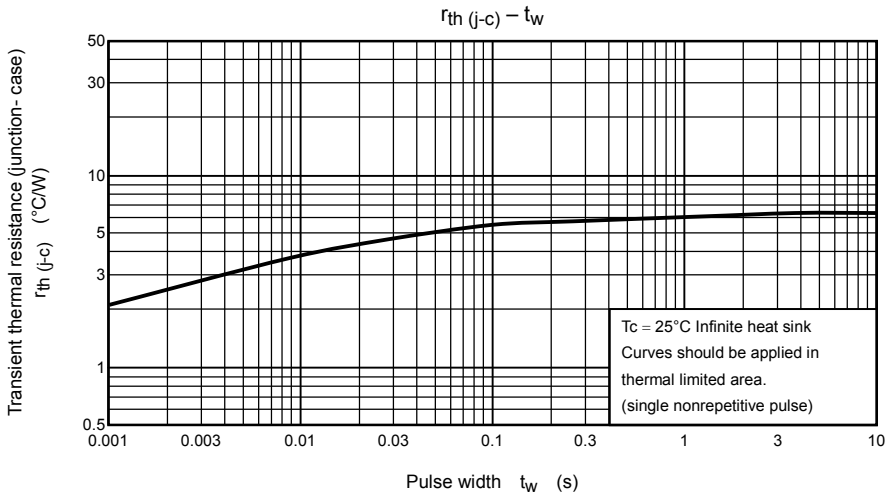
rth (j-c) – tw
Transient thermal resistance (junction- case)
rth (j-c) (°C/W)
50
30
10
5
3
1
0.5
0.001
0.003
0.01
0.03
0.1
0.3
1
3
10
Pulse width tw (s)
Tc = 25°C Infinite heat sink
Curves should be applied in
thermal limited area.
(single nonrepetitive pulse)

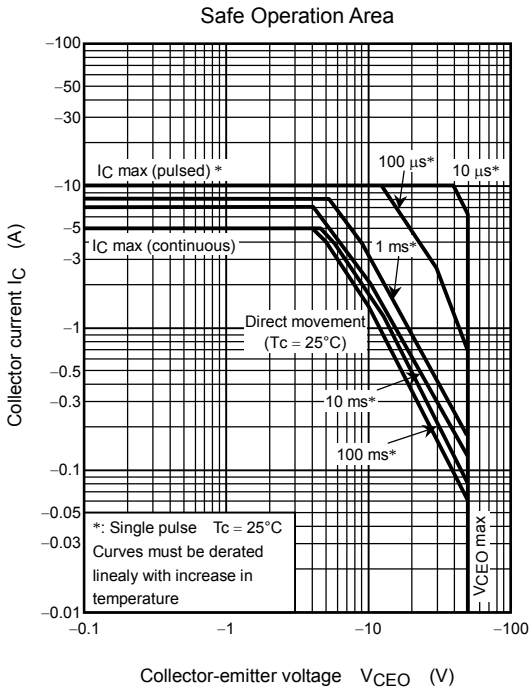
Safe Operation Area
Collector current IC (A)
−100
−50
−30
−10
−5
−3
−1
−0.5
−0.3
−0.1
−0.05
−0.03
−0.01
IC max (pulsed) *
100 μs*
10 μs*
IC max (continuous)
1 ms*
Direct movement
(Tc = 25°C)
10 ms*
100 ms*
*: Single pulse Tc = 25°C
Curves must be derated
linealy with increase in
temperature
VCEO max
−0.1
−1
−10
−100
Collector-emitter voltage VCEO (V)

RESTRICTIONS ON PRODUCT USE

000707EAA

- TOSHIBA is continually working to improve the quality and reliability of its products. Nevertheless, semiconductor devices in general can malfunction or fail due to their inherent electrical sensitivity and vulnerability to physical stress. It is the responsibility of the buyer, when utilizing TOSHIBA products, to comply with the standards of safety in making a safe design for the entire system, and to avoid situations in which a malfunction or failure of such TOSHIBA products could cause loss of human life, bodily injury or damage to property.
  In developing your designs, please ensure that TOSHIBA products are used within specified operating ranges as set forth in the most recent TOSHIBA products specifications. Also, please keep in mind the precautions and conditions set forth in the “Handling Guide for Semiconductor Devices,” or “TOSHIBA Semiconductor Reliability Handbook” etc..
- The TOSHIBA products listed in this document are intended for usage in general electronics applications (computer, personal equipment, office equipment, measuring equipment, industrial robotics, domestic appliances, etc.). These TOSHIBA products are neither intended nor warranted for usage in equipment that requires extraordinarily high quality and/or reliability or a malfunction or failure of which may cause loss of human life or bodily injury (“Unintended Usage”). Unintended Usage include atomic energy control instruments, airplane or spaceship instruments, transportation instruments, traffic signal instruments, combustion control instruments, medical instruments, all types of safety devices, etc.. Unintended Usage of TOSHIBA products listed in this document shall be made at the customer’s own risk.
- The information contained herein is presented only as a guide for the applications of our products. No responsibility is assumed by TOSHIBA CORPORATION for any infringements of intellectual property or other rights of the third parties which may result from its use. No license is granted by implication or otherwise under any intellectual property or other rights of TOSHIBA CORPORATION or others.
- The information contained herein is subject to change without notice.