查询2SC9011供应商 捷多邦，专业PCB打样工厂，24小时加急出货

Transistors
2SC9011

USHA (INDIA) LTD

AM CONVERTER, AM/FM IF AMPLIFIER
GENERAL PURPOSE TRANSISTOR

TO-92



1. Emitter 2. Base 3. Collector

ABSOLUTE MAXIMUM RATINGS (T_a=25°C)

Characteristic	Symbol	Rating	Unit
Collector-Base Voltage	V_{CBO}	50	V
Collector-Emitter Voltage	V_{CEO}	30	V
Emitter-Base Voltage	V_{EBO}	5	V
Collector Current	I_C	30	mA
Collector Dissipation	P_C	400	mW
Junction Temperature	Tj	150	°C
Storage Temperature	Tstg	−55~150	°C

ELECTRICAL CHARACTERISTICS (T_a=25°C)

Characteristic	Symbol	Test Conditions	Min	Typ	Max	Unit
Collector-Base Breakdown Voltage	BV_{CBO}	I_C=100μA, I_E=0	50			V
Collector-Emitter Breakdown Voltage	BV_{CEO}	I_C=1mA, I_B=0	30			V
Emitter-Base Breakdown Voltage	BV_{EBO}	I_E=100μA, I_C=0	5			V
Collector Cutoff Current	I_{CBO}	V_{CB}=50V, I_E=0			100	nA
Emitter Cutoff Current	I_{EBO}	V_{EB}=5V, I_C=0			100	nA
DC Current Gain	h_{FE}	V_{CE}=5V. I_C=1mA	28	90	198	
Collector-Emitter Saturation Voltage	V_{CE}(sat)	I_C=10mA, I_B=1mA		0.08	0.3	V
Base-Emitter Voltage	V_{BE}	V_{CE}=5V, I_C=1mA	0.65	0.7	0.75	V
Output Capacitance	Cob	V_{CB}=10V, I_E=0 f=1MHz		1.5		pF
Current Gain-Bandwidth Product	f_T	V_{CE}=5V. I_C=1mA	150	370		MHz
Noise Figure	NF	V_{CE}=5V, I_C=1.0mA f=1MHz, Rs=500Ω		2.0	4.0	dB

h_{FE} CLASSIFICATION

Classification	D	E	F	G	H	I
h_{FE}	28-45	39-60	54-80	72-108	97-146	132-198

ISO 14001 CERTIFIED
AN ISO 9002 COMPANY

找PDF 维库一下 pdf.dzsc.com

STATIC CHARACTERISTIC

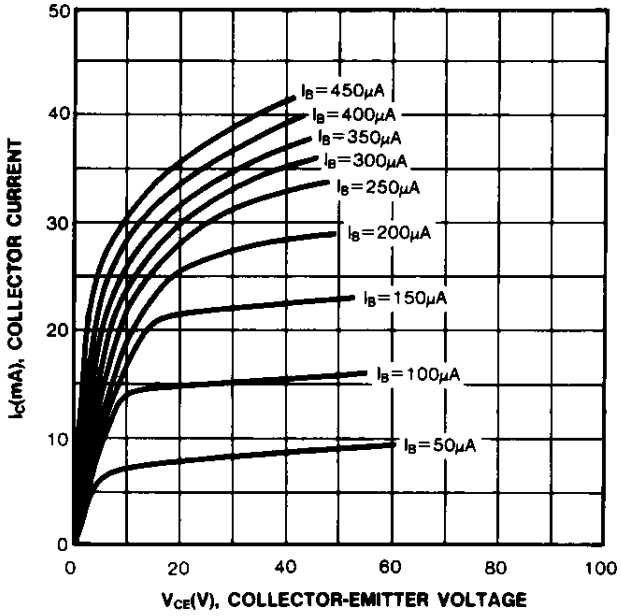

DC CURRENT GAIN

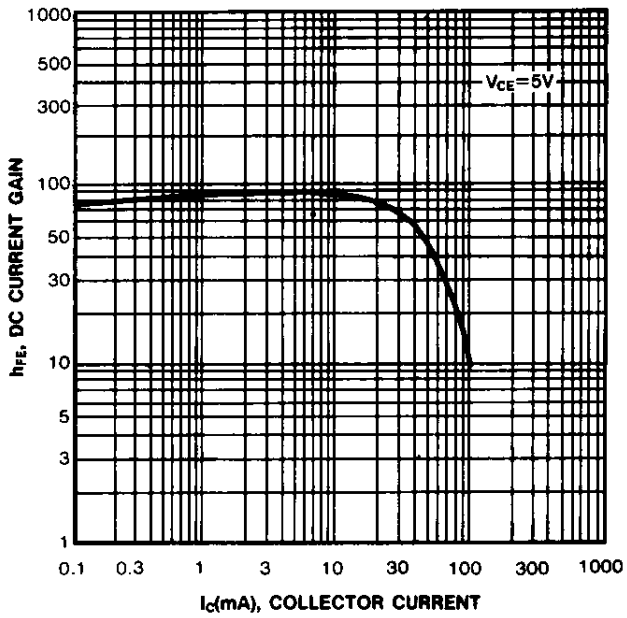

BASE-EMITTER SATURATION VOLTAGE
COLLECTOR-EMITTER SATURATION VOLTAGE

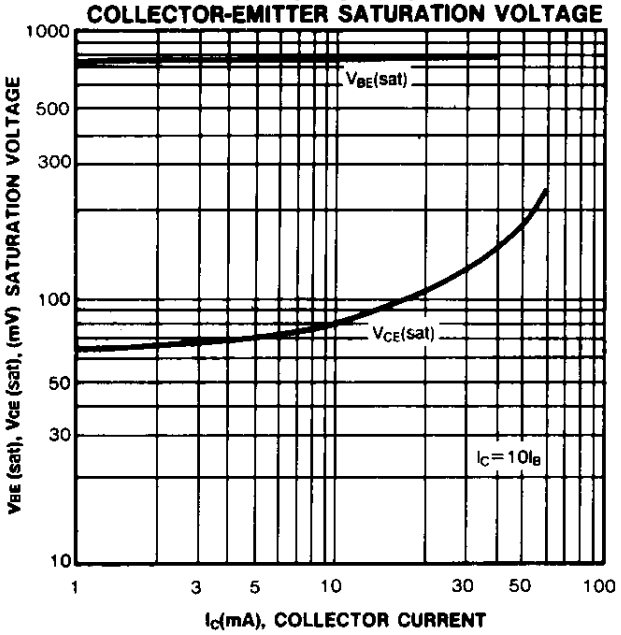
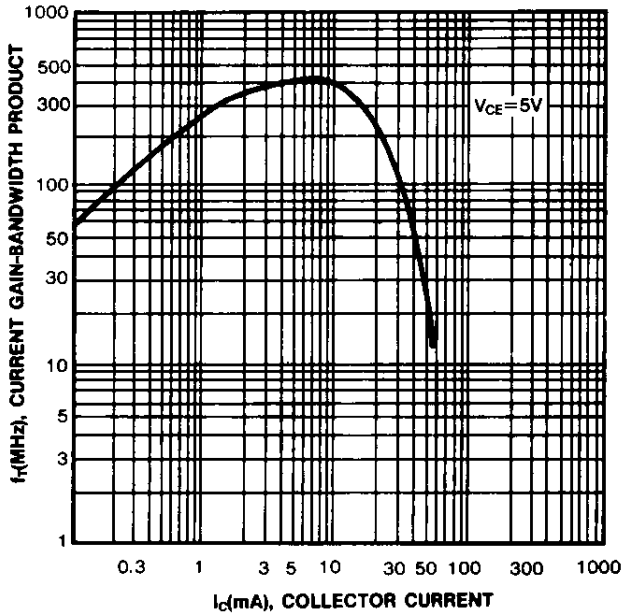
CURRENT GAIN-BANDWIDTH PRODUCT