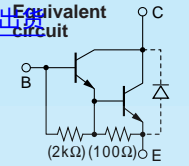


Darlington

2SD2082



Silicon NPN Triple Diffused Planar Transistor (Complement to type 2SB1382)

Application : Driver for Solenoid, Motor and General Purpose

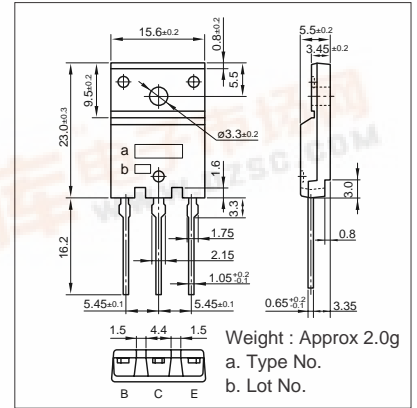
Absolute maximum ratings (Ta=25°C)

Symbol	2SD2082	Unit
V _{CB0}	120	V
V _{CE0}	120	V
V _{EB0}	6	V
I _C	16 (Pulse26)	A
I _B	1	A
P _C	75 (T _C =25°C)	W
T _J	150	°C
T _{stg}	-55 to +150	°C

Electrical Characteristics (Ta=25°C)

Symbol	Conditions	2SD2082	Unit
I _{CB0}	V _{CB} =120V	10max	μA
I _{EB0}	V _{EB} =6V	10max	mA
V(BR) _{CEO}	I _C =10mA	120min	V
h _{FE}	V _{CE} =4V, I _C =8A	2000min	
V _{CE(sat)}	I _C =8A, I _B =16mA	1.5max	V
V _{BE(sat)}	I _C =8A, I _B =16mA	2.5max	V
f _r	V _{CE} =12V, I _E =-1A	20typ	MHz
COB	V _{CB} =10V, f=1MHz	210typ	pF

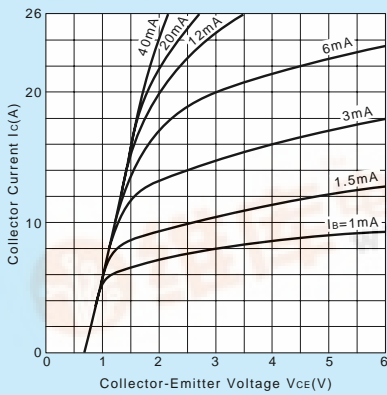
External Dimensions FM100(TO3PF)



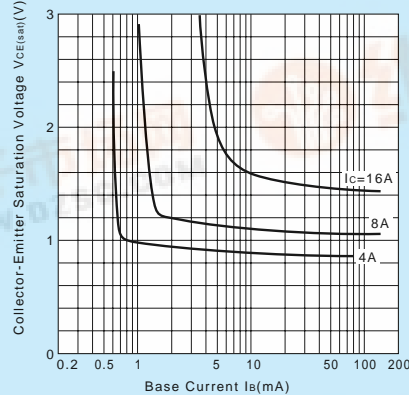
Typical Switching Characteristics (Common Emitter)

V _{CC} (V)	R _L (Ω)	I _C (A)	V _{BB1} (V)	V _{BB2} (V)	I _{B1} (mA)	I _{B2} (mA)	t _{on} (μs)	t _{stg} (μs)	t _f (μs)
40	5	8	10	-5	16	-16	0.6typ	7.0typ	1.5typ

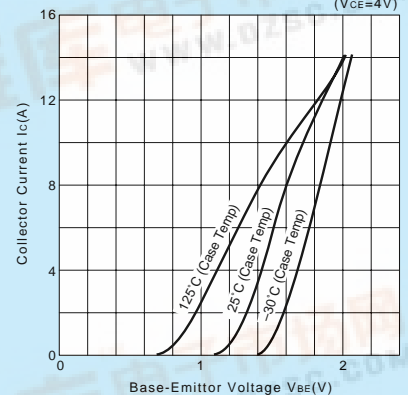
I_C-V_{CE} Characteristics (Typical)



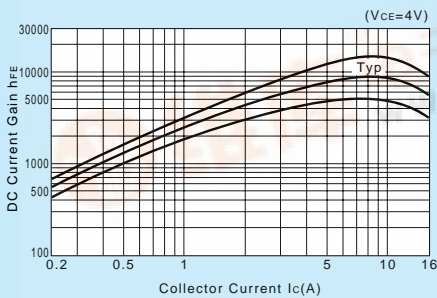
V_{CE(sat)}-I_B Characteristics (Typical)



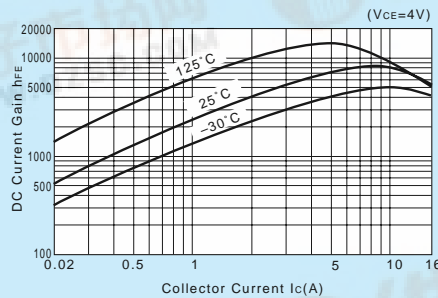
I_C-V_{BE} Temperature Characteristics (Typical)



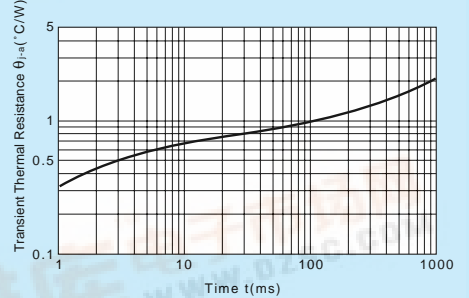
h_{FE}-I_C Characteristics (Typical)



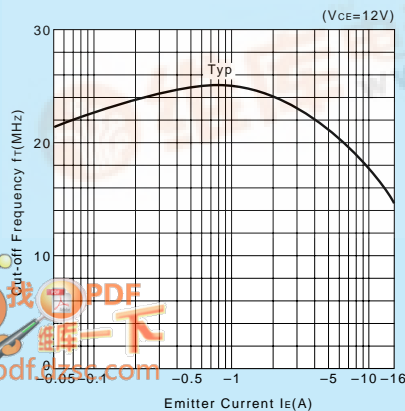
h_{FE}-I_C Temperature Characteristics (Typical)



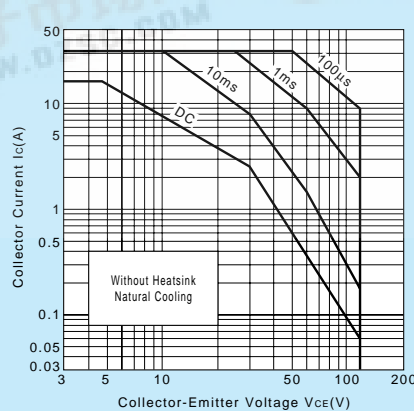
θ_{j-a}-t Characteristics



f_T-I_E Characteristics (Typical)



Safe Operating Area (Single Pulse)



P_C-T_a Derating

