

2SD2156, 2SD2156A

Silicon NPN Triple-Diffused Planar Type

High DC Current Gain (h_{FE}), Power Amplifier

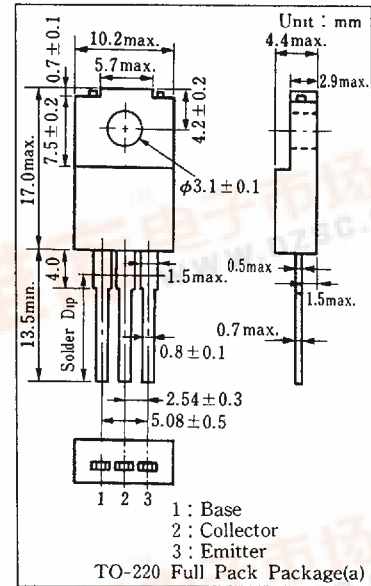
■ Features

- High DC current gain (h_{FE})
- Good linearity of DC current gain (h_{FE})
- "Full Pack" package for simplified mounting on a heat sink with one screw

■ Absolute Maximum Ratings ($T_c=25^\circ\text{C}$)

Item	Symbol	Value	Unit
Collector-base voltage	2SD2156	80	V
	2SD2156A	100	
Collector-emitter voltage	2SD2156	60	V
	2SD2156A	80	
Emitter-base voltage	V_{EBO}	6	V
Peak collector current	I_{CP}	6	A
Collector current	I_C	3	A
Base current	I_B	1	A
Collector power dissipation	$T_c=25^\circ\text{C}$	25	W
	$T_a=25^\circ\text{C}$	2	
Junction temperature	T_j	150	$^\circ\text{C}$
Storage temperature	T_{stg}	-55 ~ +150	$^\circ\text{C}$

■ Package Dimensions

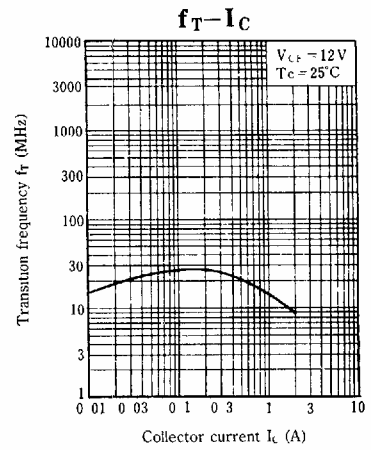
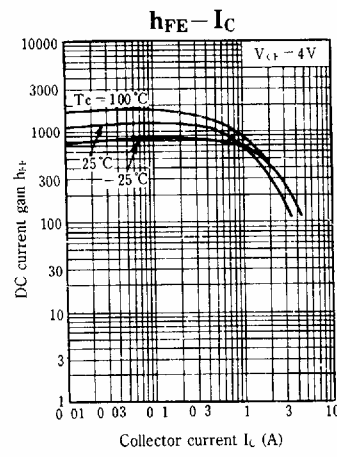
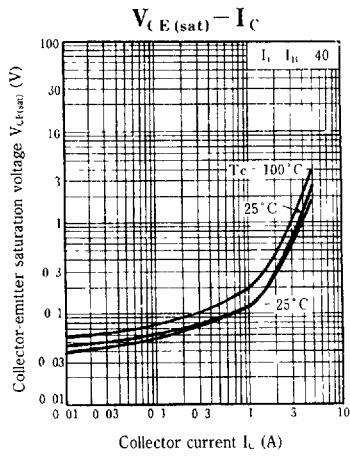
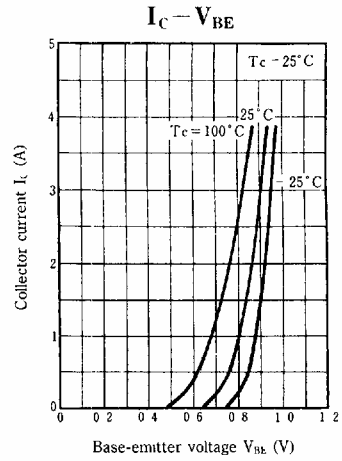
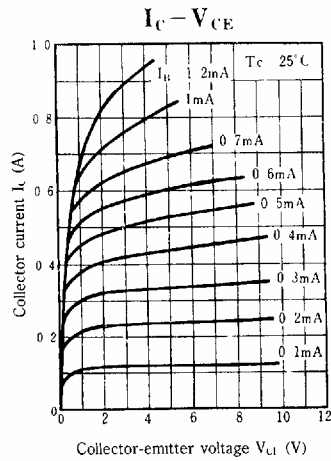
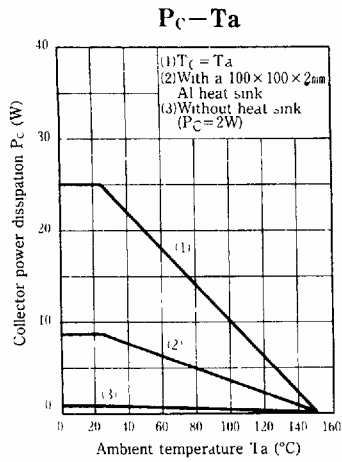


■ Electrical Characteristics ($T_c=25^\circ\text{C}$)

Item	Symbol	Condition	min.	typ.	max.	Unit
Collector cutoff current	2SD2156	$V_{CB}=80\text{V}, I_E=0$			100	μA
	2SD2156A	$V_{CB}=100\text{V}, I_E=0$			100	
Collector cutoff current	I_{CEO}	$V_{CE}=40\text{V}, I_B=0$			100	μA
Emitter cutoff current	I_{EBO}	$V_{EB}=6\text{V}, I_C=0$			100	μA
Collector-emitter voltage	2SD2156	$I_C=25\text{mA}, I_B=0$	60			V
	2SD2156A		80			
DC current gain	h_{FE}^*	$V_{CE}=4\text{V}, I_C=0.5\text{A}$	500		2500	
Collector-emitter saturation voltage	$V_{CE(sat)}$	$I_C=2\text{A}, I_B=0.05\text{A}$			1	V
Transition frequency	f_T	$V_{CE}=12\text{V}, I_C=0.2\text{A}, f=10\text{MHz}$		50		MHz

* h_{FE} Classifications

Class	Q	P	O
h_{FE}	500 ~ 1000	800 ~ 1500	1200 ~ 2500



Safety operation area-forward bias (ASO)

