

N-CHANNEL MOS FIELD EFFECT POWER TRANSISTOR

98 DE 6427525 0018951 9

2SK800

DESCRIPTION The 2SK800 is N-channel MOS Field Effect Power Transistor designed for converters.

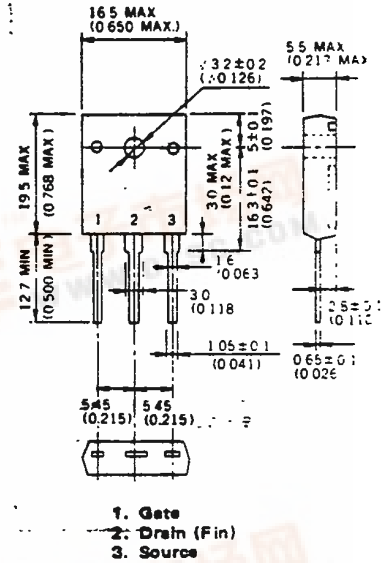
- FEATURES**
- Suitable for switching power supplies, actuator controls, and pulse circuits
 - Low $R_{DS(on)}$
 - No second breakdown

ABSOLUTE MAXIMUM RATINGS

- Maximum Temperatures
- Storage Temperature -55 to $+150$ °C
 - Channel Temperature 150 °C Maximum
- Maximum Power Dissipation ($T_C = 25$ °C)
- Total Power Dissipation 120 W
- Maximum Voltages and Currents ($T_a = 25$ °C)
- V_{DS} Drain to Source Voltage 450 V
 - V_{GS} Gate to Source Voltage ± 20 V
 - $I_{D(DC)}$ Drain Current (DC) ± 18 A
 - $I_{D(pulse)}$ Drain Current (pulse)* ± 60 A

* $PW \leq 100 \mu s$, Duty Cycle $\leq 2\%$

PACKAGE DIMENSIONS
in millimeters (inches)



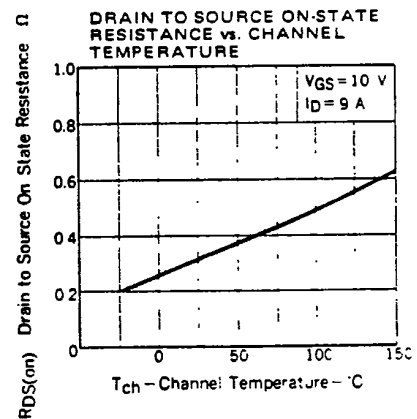
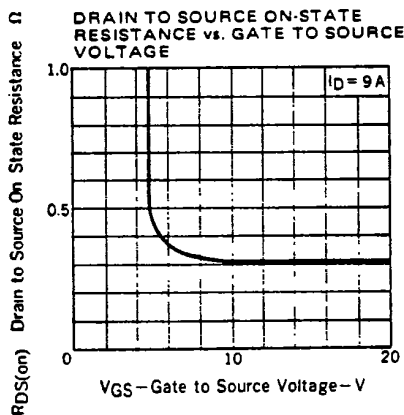
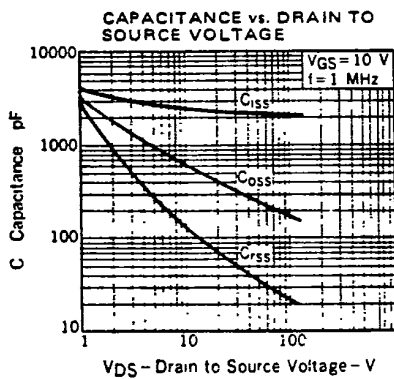
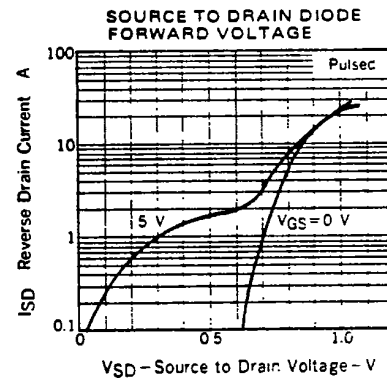
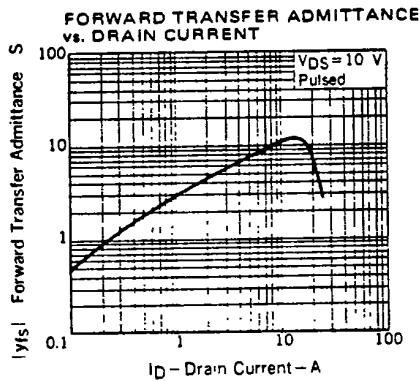
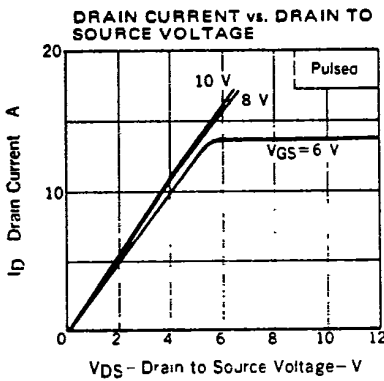
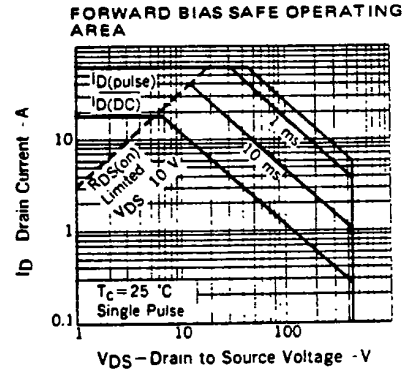
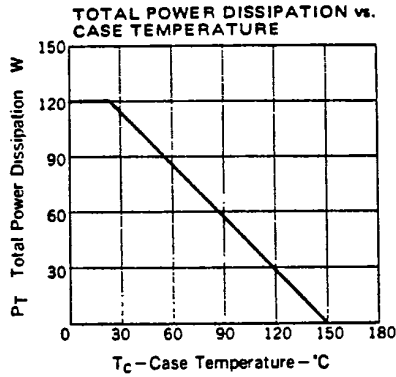
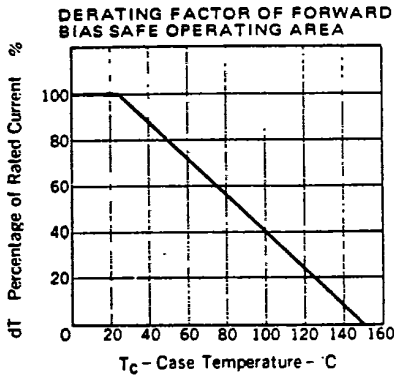
ELECTRICAL CHARACTERISTICS ($T_a = 25$ °C)

SYMBOL	CHARACTERISTIC	MIN.	TYP.	MAX.	UNIT	TEST CONDITIONS
I_{DSS}	Drain Leakage Current			100	μA	$V_{DS} = 450 V, V_{GS} = 0$
I_{GSS}	Gate to Source Leakage Current			± 100	nA	$V_{GS} = \pm 20 V, V_{DS} = 0$
$V_{GS(off)}$	Gate to Source Cutoff Voltage	1.5		3.5	V	$V_{DS} = 10 V, I_D = 1 mA$
$ y_{fs} $	Forward Transfer Admittance	8.0			S	$V_{DS} = 10 V, I_D = 9 A$
$R_{DS(on)}$	Drain to Source On-State Resistance		0.32	0.38	Ω	$V_{GS} = 10 V, I_D = 9 A$
C_{iss}	Input Capacitance		2600		pF	
C_{oss}	Output Capacitance		610		pF	$V_{DS} = 10 V, V_{GS} = 0, f = 1 MHz$
C_{rss}	Reverse Transfer Capacitance		140		pF	
$t_{d(on)}$	Turn-On Delay Time		20		ns	
t_r	Rise Time		40		ns	$I_D = 9 A, V_{CC} = 150 V$
$t_{d(off)}$	Turn-Off Delay Time		120		ns	$V_{GS(on)} = 10 V$
t_f	Fall Time		55		ns	$R_{in} = 10 \Omega$



98 DE 6427525 0018952 0

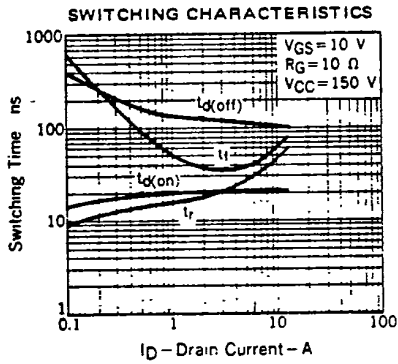
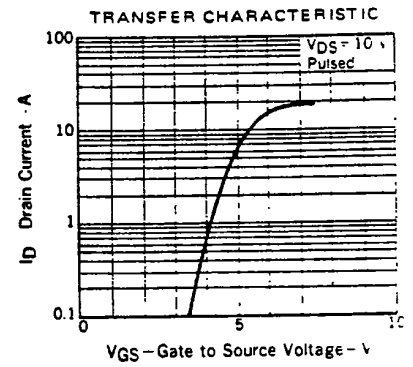
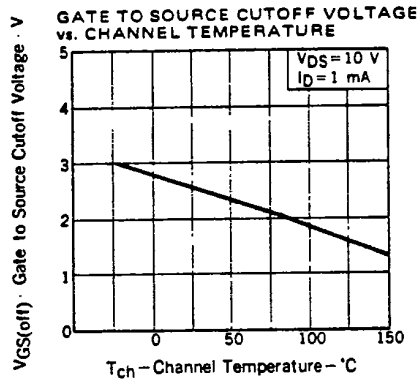
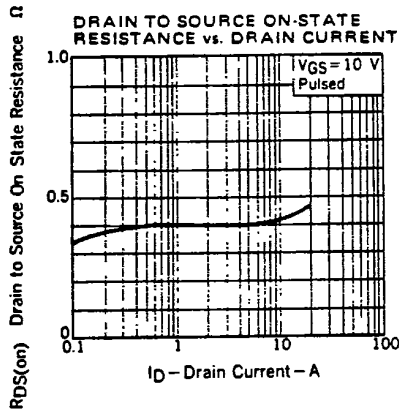
TYPICAL CHARACTERISTICS ($T_a = 25^\circ\text{C}$)



6427525 N E C ELECTRONICS INC

98D 18953 D

T-39-13



SWITCHING TIME TEST CIRCUIT

