查询2SK801供应商 捷多邦，专业PCB打样工厂，24小时加急出货

PRELIMINARY SPECIFICATION

NEC ELECTRON DEVICE

MOS FIELD EFFECT TRANSISTOR

2SK801

FAST SWITCHING N-CHANNEL SILICON POWER MOS FET

PACKAGE DIMENSIONS

in millimeters

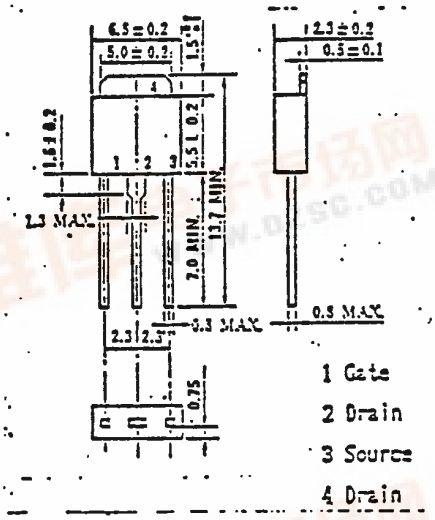

Features

- Suitable for switching power supplies, actuater controls and pulse circuits
- 4V Gate Drive —— Logic level ——
- Low RDS(on)
- No second breakdown

Absolute Maximum Ratings(Ta=25°C)

Drain to Source Voltage	VDSS	30V
Gate to Source Voltage	VGSS	± 20V
Continuous Drain Current	ID(DC)	±2.0A
Pulse Drain Current	ID(pulse)*	±8.0A
Total Power Dissipation	PT	0.6W
Total Power Dissipation	PT**	12W
Channel Temperature	Tch	150 °C
Storage Temperature	Tstg	-55to+150 °C

* PW≦100 μs,Duty Cycles ≦2 %

** Tc=25 °C

Electrical Characteristics (Ta=25 °C)

Characteristics	Symbol	Min.	Typ.	Max.	Unit	Test Conditions
Drain Leakage Current	IDSS			10	μA	VDS=30 V,VGS=0
Gate to Source Leakage Current	IGSS			100	nA	VGS= 20V,VDS=0
Gate to Source Cutoff Voltage	VGS(off)	1.0		2.5	V	VDS=10V,ID=1.0mA
Forward Transfer Admittance	|yfs|	1.0			S	VDS=10V,ID=1.0A
Drain To Source On-State Resistance	RDS(on)			0.35	Ω	VGS=10V,ID=1.0A
Drain to Source On-State Resistance	RDS(on)			0.50	Ω	VGS=4.0V ID=1.0A
Input Capacitance	Ciss		270		pF	VDS= 10V
Output Capacitance	Coss		150		pF	VGS=0
Reverse Transfer Capacitance	Crss		70		pF	f=1.0MHz
Turn-On Delay Time	td(on)		45		ns	ID=1.0A,
Rise Time	tr		40		ns	VGS(on)= 10V
Turn-Off Delay Time	td(off)		450		ns	Vcc=15V,
Fall Time	tf		110		ns	RL=15 Ω

NEC cannot assume any responsibility for any circuits shown or represent that they are free from patent infringement.

找PDF 维库一下 pdf.dzsc.com

TURN-ON AND TURN-OFF TIME TEST CIRCUIT

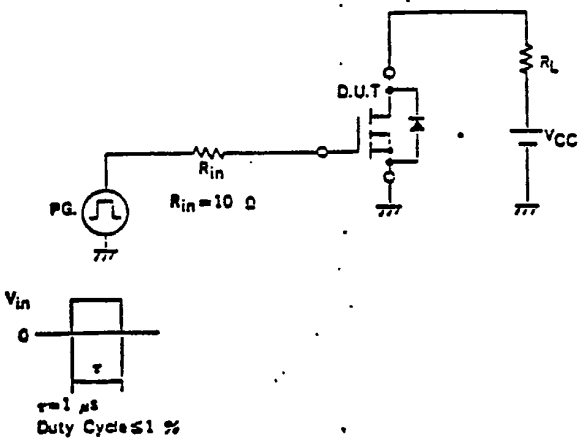

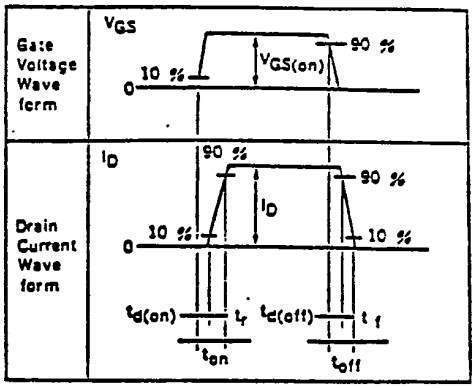

DERATING FACTOR OF FORWARD BIAS SAFE OPERATING AREA

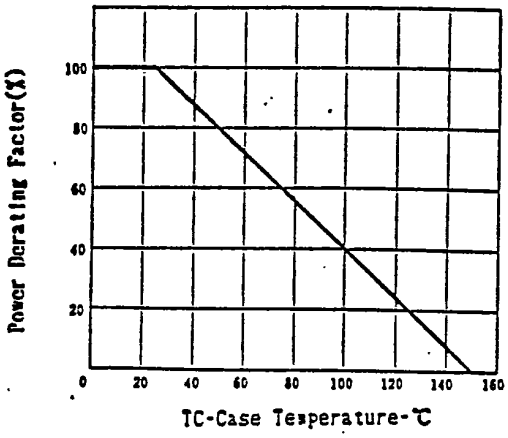

FORWARD BIAS SAFE OPERATING AREA

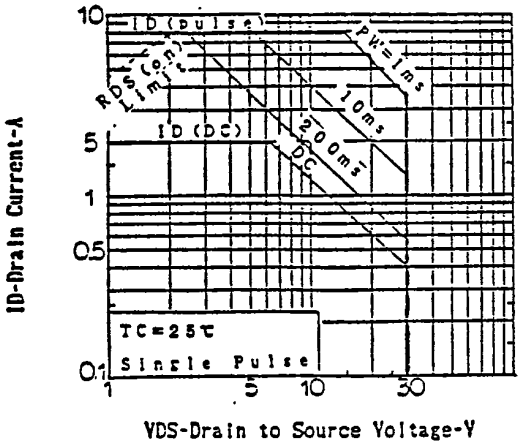

TOTAL POWER DISSIPATION vs. CASE TEMPERATURE

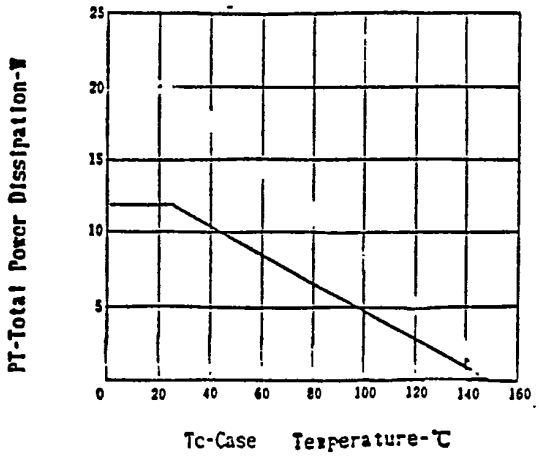

DRAIN CURRENT vs. DRAIN TO SOURCE VOLTAGE

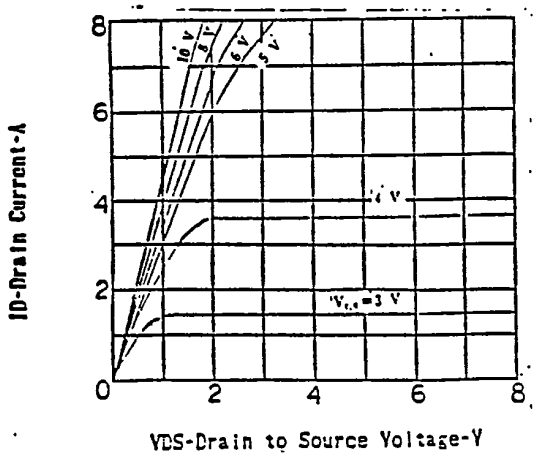

FORWARD TRANSFER ADMITTANCE vs. DRAIN CURRENT

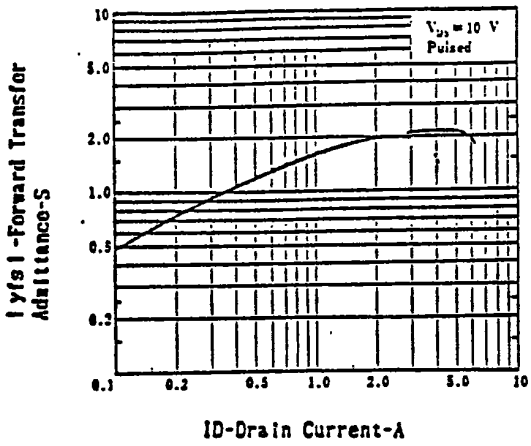

SOURCE TO DRAIN DIODE FORWARD VOLTAGE

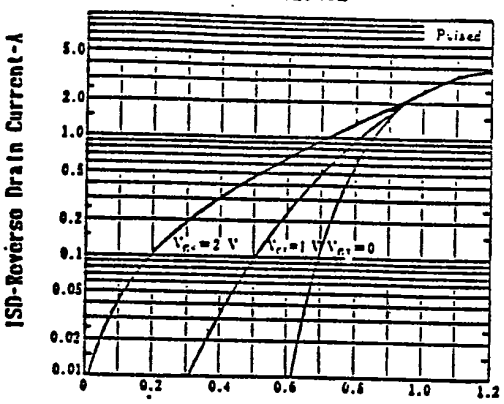

CAPACITANCE vs. DRAIN TO SOURCE VOLTAGE

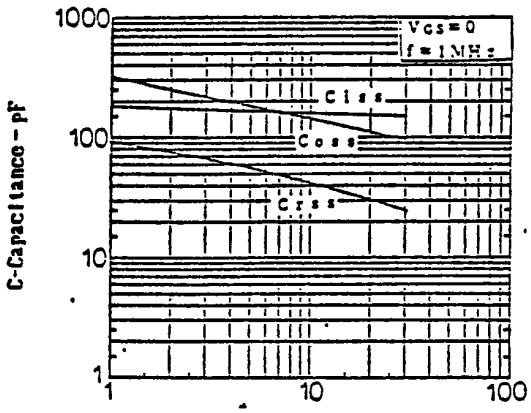

DRAIN TO SOURCE ON-STATE RESISTANCE vs. GATE TO SOURCE VOLTAGE

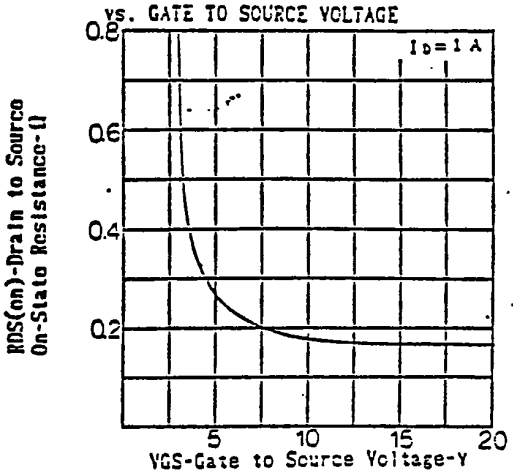

DRAIN TO SOURCE ON-STATE RESISTANCE vs. CHANNEL TEMPERATURE

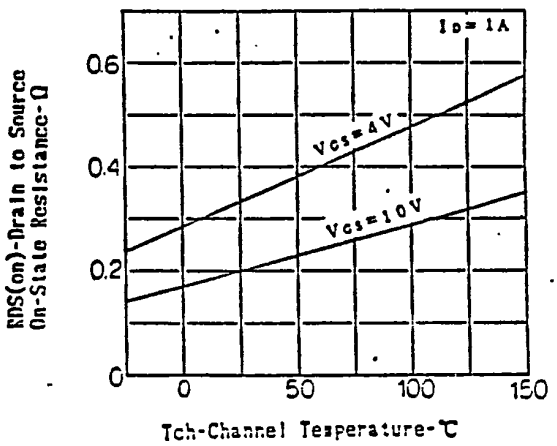

DRAIN TO SOURCE ON-STATE RESISTANCE vs. DRAIN CURRENT

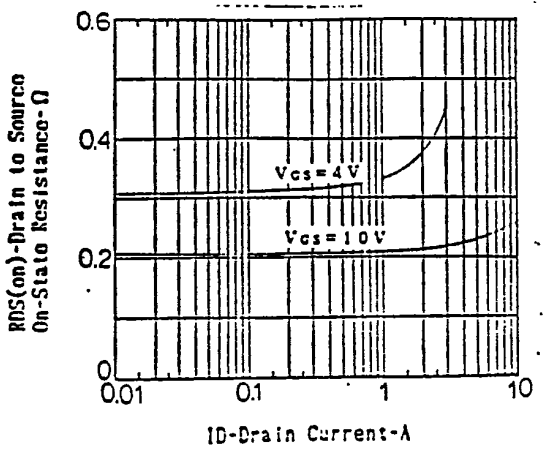

TRANSFER CHARACTERISTICS

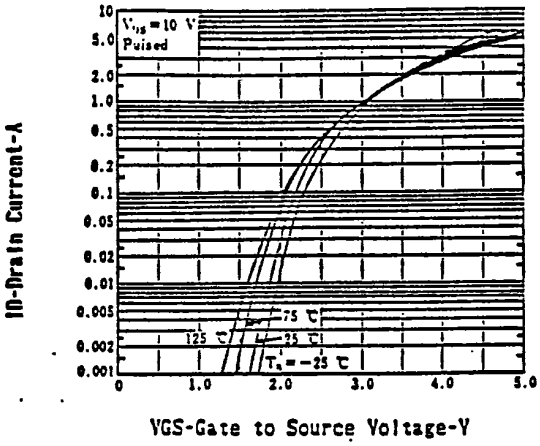

GATE TO SOURCE CUTOFF VOLTAGE vs. CHANNEL TEMPERATURE

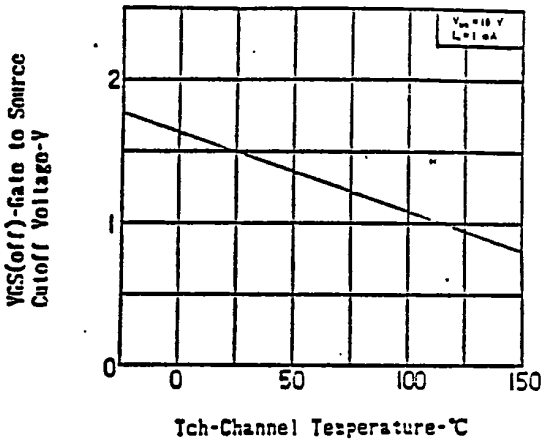

SWITCHING CHARACTERISTICS

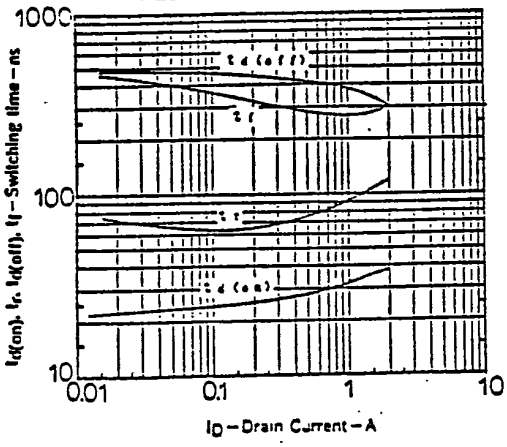

NEC Corporation

INTERNATIONAL ELECTRON DEVICES DIV.
NEC Building, 33-1, Shiba Gochome
Minato-ku, Tokyo 108, Japan
Tel: Tokyo 454-1111
Telex Address: NECTOK J22686
Cable Address: MICROPHONE TOKYO

Printed in Japan