查询2SK823供应商 捷多邦，专业PCB打样工厂，24小时加急出货

NEC ELECTRON DEVICE

MOS FIELD EFFECT TRANSISTOR

2SK823

FAST SWITCHING N-CHANNEL SILICON POWER MOS FET

PACKAGE DIMENSIONS
(Unit: mm)

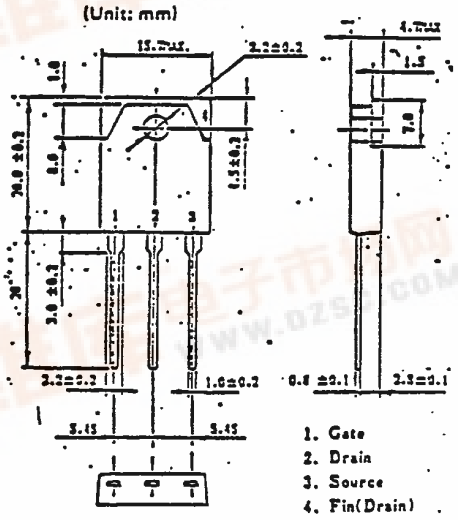

Features
- Suitable for switching power supplies, actuator controls and pulse circuits
- Low RDS(on)

Absolute Maximum Ratings(Ta=25°c)

Drain to Source Voltage	VDSS	250V
Gate to Source Voltage	VGSS	± 20V
Continuous Drain Curre	ID(DC)	± 25A
Pulse Drain Current	ID(pulse)	＊±100A
Total Power Dissipation	PT	3.0W
Total Power Dissipation	PT＊＊	120W
Channel Temperature	Tch	150 ℃
Storage Temperature	Tstg	-55to+150 ℃

＊ PW ≦100 us, Duty Cycle≦2%
＊＊ Tc=25 ℃

Electrical Characteristics (Ta=25 ℃)

Characteristics	Symbol	Min.	Typ.	Max.	Unit	Test Conditions
Drain Leakage Current	IDSS			100	μA	VDS=250V,VGS=0
Gate to Source Leakage Current	IGSS			±100	nA	VGS=±20V,VDS=0
Gate to Source Cutoff Voltage	VGS(off)	1.5		3.5	V	VDS=10V,ID=1.0mA
Forward Transfer Admittance	yfs	5.0			S	VDS=10V,ID=13A
Drain to Source On-State Resistance	RDS(on)		0.12	0.15	Ω	VGS=10V,ID=13A
Input Capacitance	Ciss		2950		pF	VDS= 10V,
Output Capacitance	Coss		990		pF	VGS=0,
Reverse Transfer Capacitance	Crss		450		pF	f=1.0MHz
Turn-On Delay Time	td(on)		25		ns	ID=13A
Rise Time	tr		85		ns	VGS(on)= 10V,
Turn-Off Delay Time	td(off)		115		ns	Vcc=150V,
Fall Time	tf		85		ns	RL=11.5 Ω

NEC cannot assume any responsibility for any circuits shown or represent that they are free from patent infringement.

找PDF 维库一下 pdf.dzsc.com

TURN-ON AND TURN-OFF TIME TEST CIRCUIT

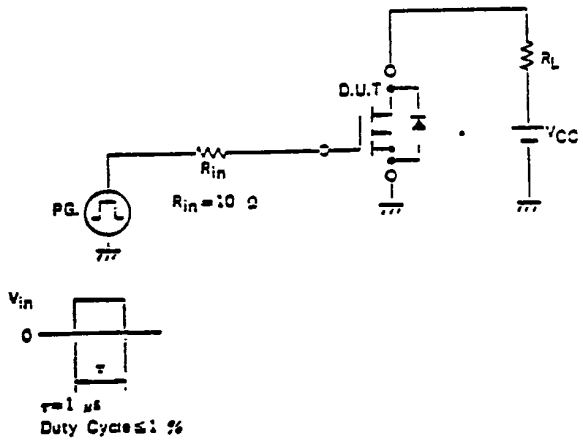

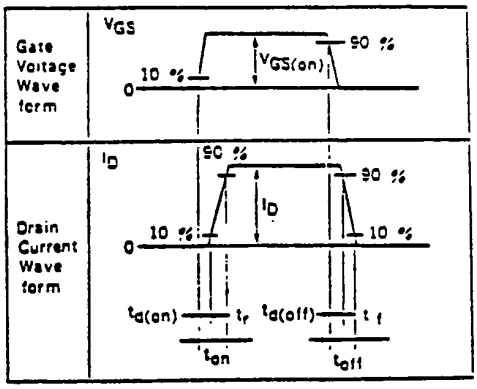

DERATING FACTOR OF FORWARD BIAS SAFE OPERATING AREA

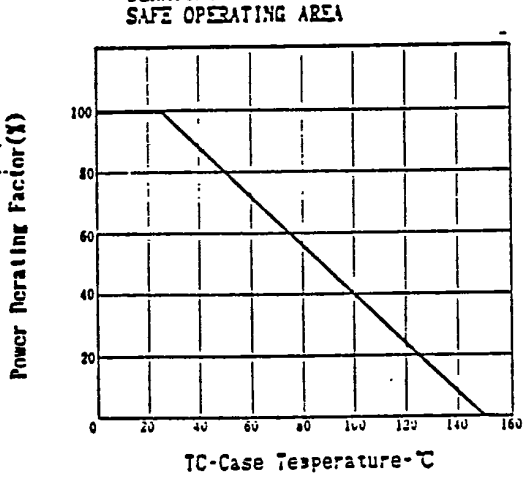

FORWARD BIAS SAFE OPERATING AREA

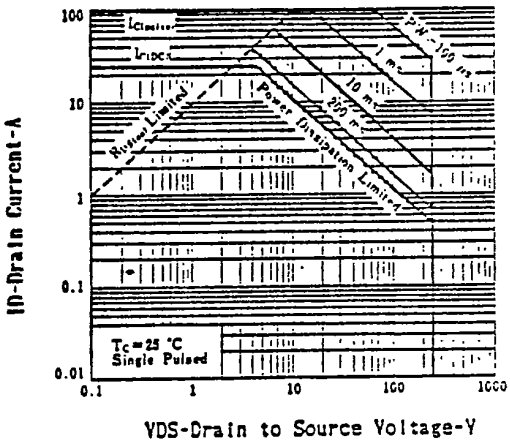

TOTAL POWER DISSIPATION vs. CASE TEMPERATURE

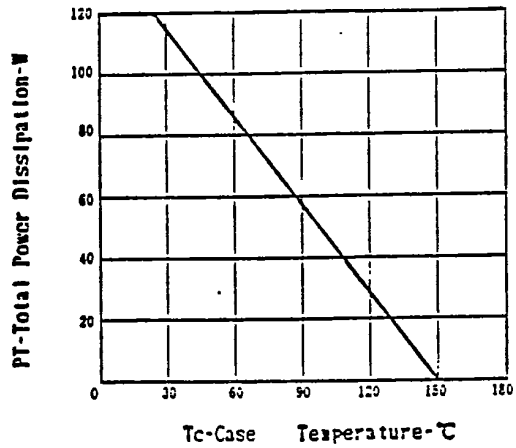

DRAIN CURRENT vs. DRAIN TO SOURCE VOLTAGE

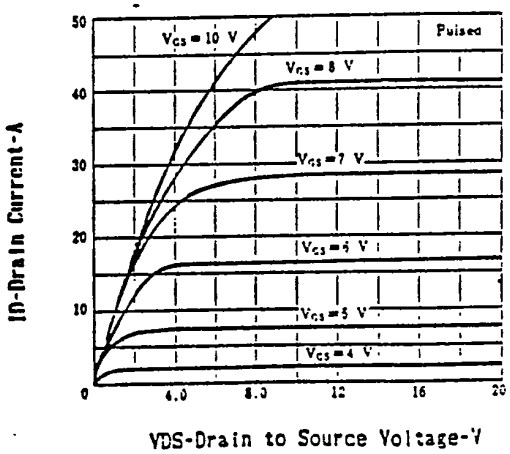

FORWARD TRANSFER ADMITTANCE vs. DRAIN CURRENT

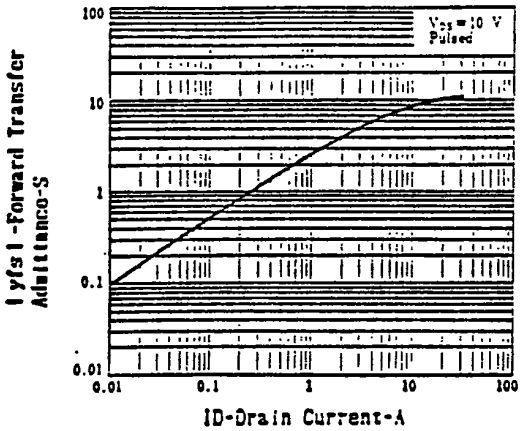

SOURCE TO DRAIN DIODE FORWARD VOLTAGE

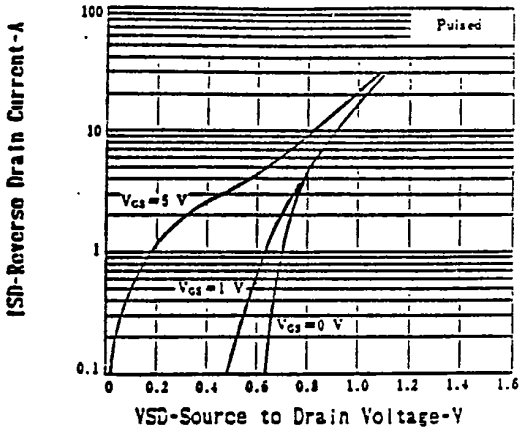

CAPACITANCE vs. DRAIN TO SOURCE VOLTAGE

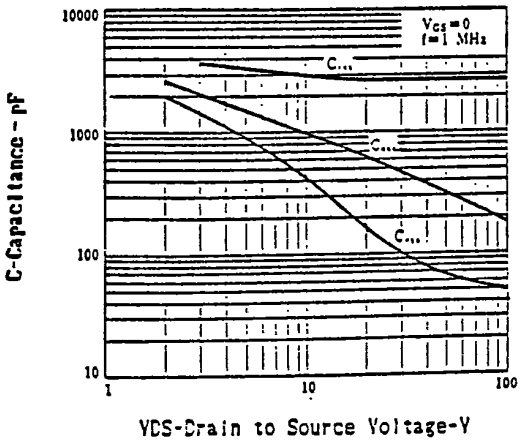

DRAIN TO SOURCE ON-STATE RESISTANCE vs. GATE TO SOURCE VOLTAGE

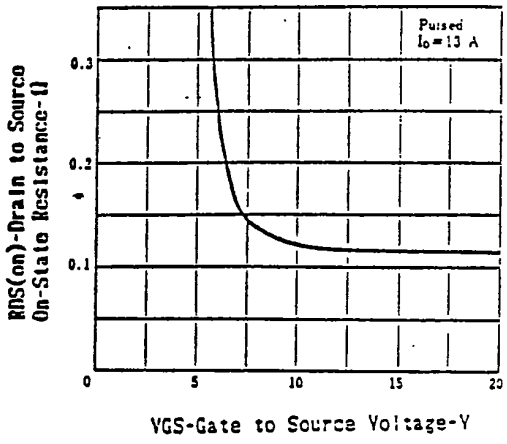

DRAIN TO SOURCE ON-STATE RESISTANCE vs. CHANNEL TEMPERATURE

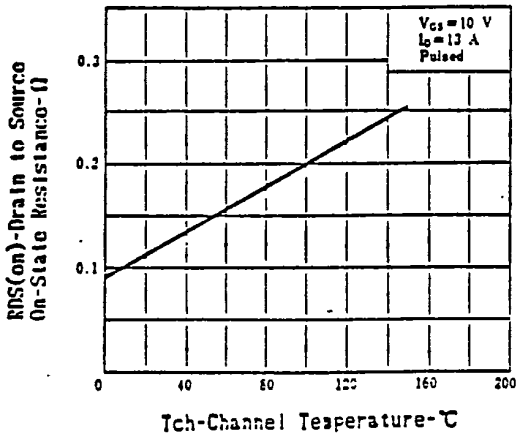

DRAIN TO SOURCE ON-STATE RESISTANCE vs. DRAIN CURRENT

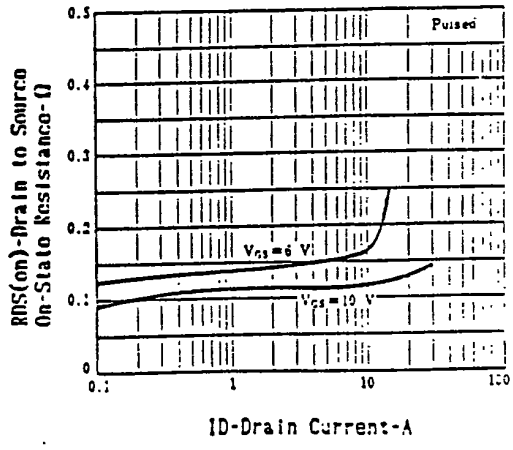

TRANSFER CHARACTERISTICS

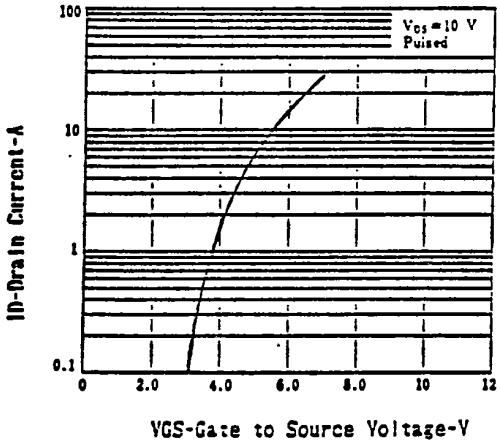

GATE TO SOURCE CUTOFF VOLTAGE vs. CHANNEL TEMPERATURE

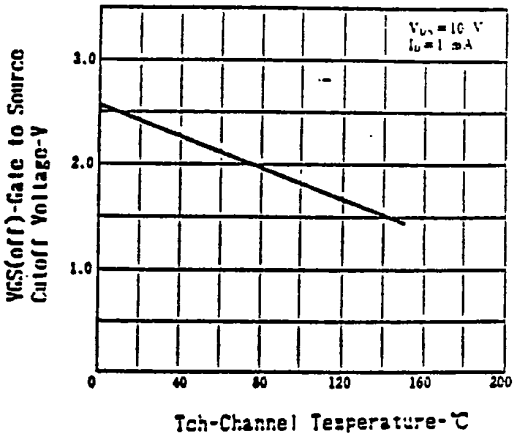

SWITCHING CHARACTERISTICS

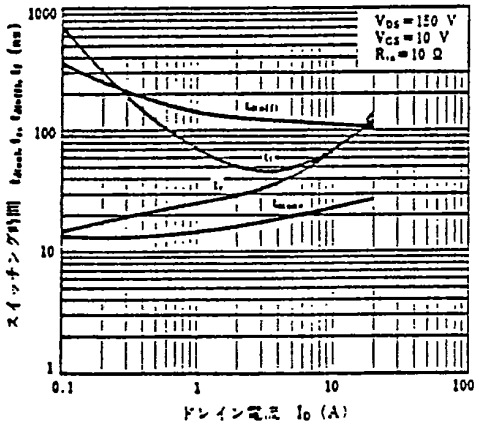

NEC Corporation

INTERNATIONAL ELECTRON DEVICES DIV.
NEC Building, 33-1, Shiba Gochome
Minato-ku, Tokyo 108, Japan
Tel: Tokyo 454-1111
Telex Address: NECTOK J22686
Cable Address: MICROPHONE TOKYO

Printed in Japan