

N-CHANNEL MOS FIELD EFFECT POWER TRANSISTOR

2SK699

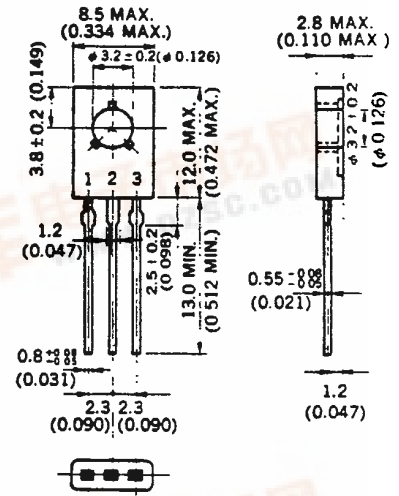
DESCRIPTION The 2SK699 is N-Channel MOS Field Effect Power Transistor designed for solenoid, motor and lamp driver.

- FEATURES**
- 4 V Gate Drive — Logic level —
 - Low $R_{DS(on)}$
 - No Second Breakdown

ABSOLUTE MAXIMUM RATINGS

- Maximum Temperatures**
- Storage Temperature -55 to $+150$ °C
 - Junction Temperature 150 °C Maximum
- Maximum Power Dissipations**
- Total Power Dissipation 1.3 W
 - Total Power Dissipation ($T_C = 25$ °C) 15 W
- Maximum Voltages and Currents ($T_a = 25$ °C)**
- V_{DS} Drain to Source Voltage 100 V
 - V_{GS} Gate to Source Voltage ± 20 V
 - $I_{D(DC)}$ Drain Current (DC) ± 2 A
 - $I_{D(pulse)}$ Drain Current (pulse)* ± 6 A
- * $PW \leq 300 \mu s$, Duty Cycle $\leq 10\%$

PACKAGE DIMENSIONS
in millimeters (inches)



1. Source
2. Drain connected to mounting plane
3. Gate

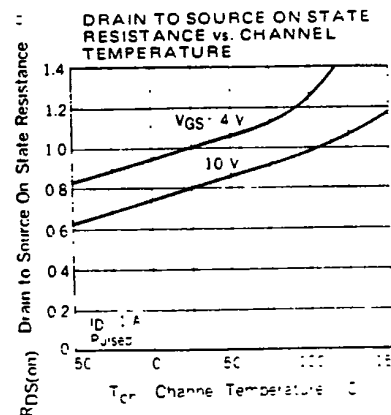
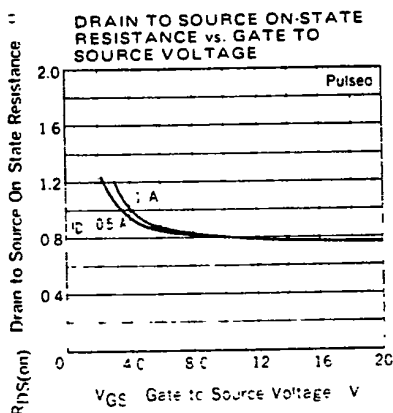
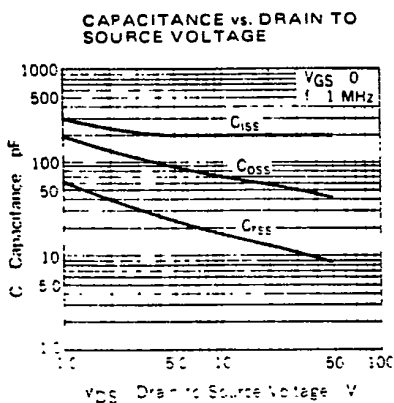
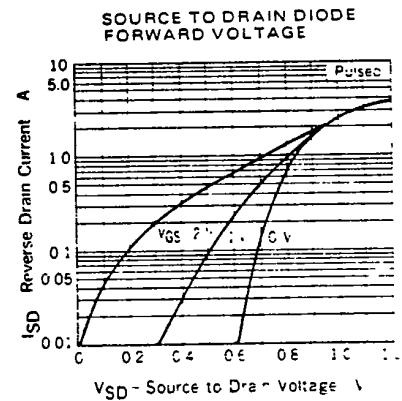
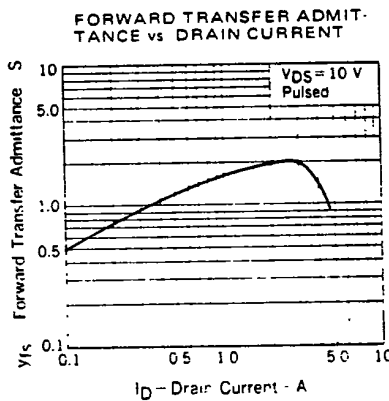
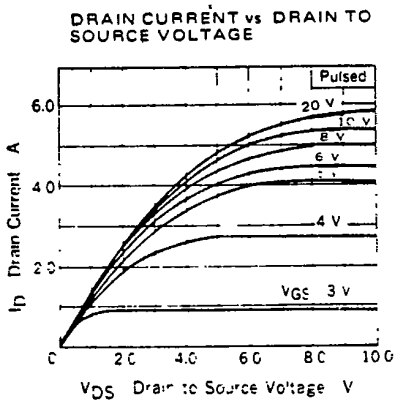
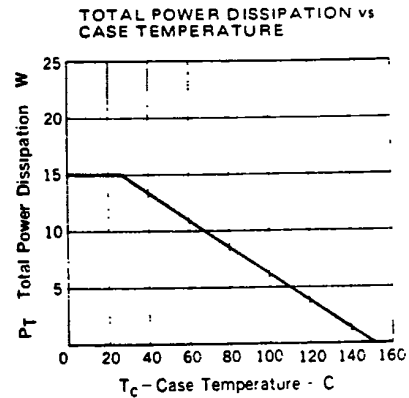
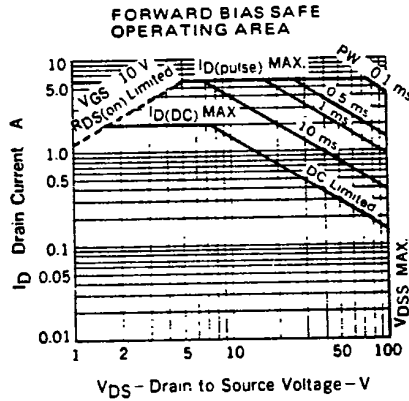
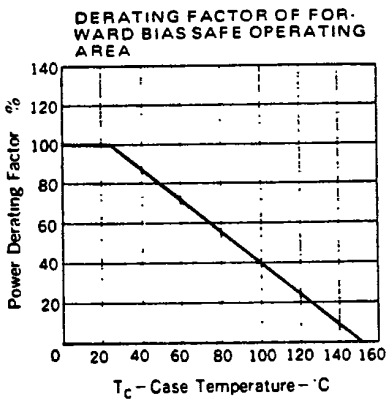
ELECTRICAL CHARACTERISTICS ($T_a = 25$ °C)

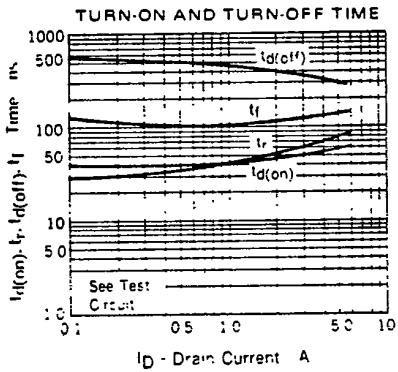
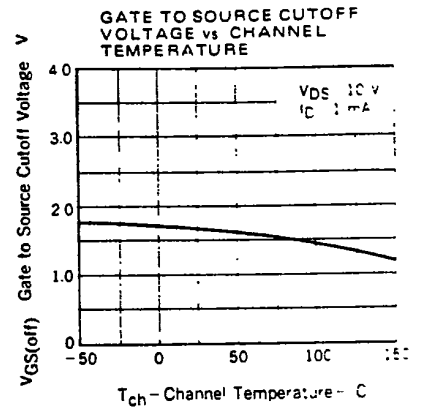
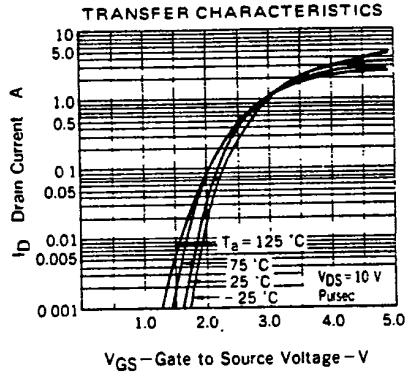
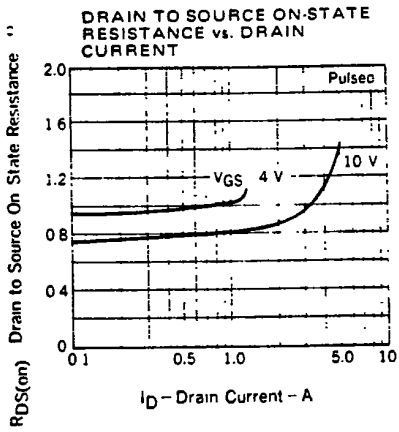
SYMBOL	CHARACTERISTIC	MIN.	TYP.	MAX	UNIT	TEST CONDITIONS
$R_{DS(on)}$	Drain to Source On-State Resistance		0.8	1.2	Ω	$V_{GS} = 10$ V, $I_D = 1$ A
$R_{DS(on)}$	Drain to Source On-State Resistance		1.0	1.5	Ω	$V_{GS} = 4$ V, $I_D = 1$ A
$V_{GS(off)}$	Gate to Source Cutoff Voltage	1.0		2.5	V	$V_{DS} = 10$ V, $I_D = 1$ mA
$ Y_{fs} $	Forward Transfer Admittance	0.5			S	$V_{DS} = 10$ V, $I_D = 1$ A
I_{DSS}	Drain Leakage Current			10	μA	$V_{DS} = 100$ V, $V_{GS} = 0$
I_{GSS}	Gate to Source Leakage Current			± 100	nA	$V_{GS} = \pm 20$ V, $V_{DS} = 0$
C_{iss}	Input Capacitance		200		pF	$V_{DS} = 10$ V
C_{oss}	Output Capacitance		70		pF	$V_{GS} = 0$
C_{rss}	Reverse Transfer Capacitance		15		pF	$f = 1$ MHz
$t_d(on)$	Turn-On Delay Time		45		ns	$I_D = 1$ A, $V_{CC} = 50$ V $R_L = 50 \Omega$ $R_{in} = 10 \Omega$
t_r	Rise Time		40		ns	
$t_d(off)$	Turn-Off Delay Time		450		ns	
t_f	Fall Time		110		ns	



2SK699

TYPICAL CHARACTERISTICS ($T_a = 25^\circ\text{C}$)





TURN-ON AND TURN-OFF TIME TEST CIRCUIT

