

# Axial and Radial Lead Fuses

## Subminiature

### RoHS PICO® Fuse Very Fast-Acting Fuse 275L/276L Series



#### ELECTRICAL CHARACTERISTICS:

% of Ampere Rating	Ampere Rating	Opening Time
100%	1/16-30	4 hours, Minimum
200%	1/16-10	5 second, Maximum
	12-30	10 seconds, Maximum

**AGENCY APPROVALS:** Recognized under the Components Program of Underwriters Laboratories and Certified by CSA.

**AGENCY FILE NUMBERS:** UL E10480, CSA LR 29862.

**INTERRUPTING RATINGS:**

300 amperes at rated VDC

50 amperes at rated VAC

**ENVIRONMENTALSPECIFICATIONS:**

**Operating Temperature:** -55°C to 125°C.

**Shock:** MIL-STD-202, Method 213, Test Condition I (100 G's peak for 6 milliseconds) and per method 2028 (78 G's peak for 11 milliseconds).

**Vibration:** MIL-STD-202, Method 204A; Test Condition D (vibrations of 10-2000 cps at 20 G's).

**Insulation Resistance (After Opening):** MIL-STD-202, Method 302, Test Condition A (1/2 Megohm minimum).

**Moisture Resistance:** MIL-STD-202, Method 106.

**PHYSICALSPECIFICATIONS:**


**Materials:** Pure tin coated copper wire leads.

**Solderability:** MIL-STD-202, Method 208.

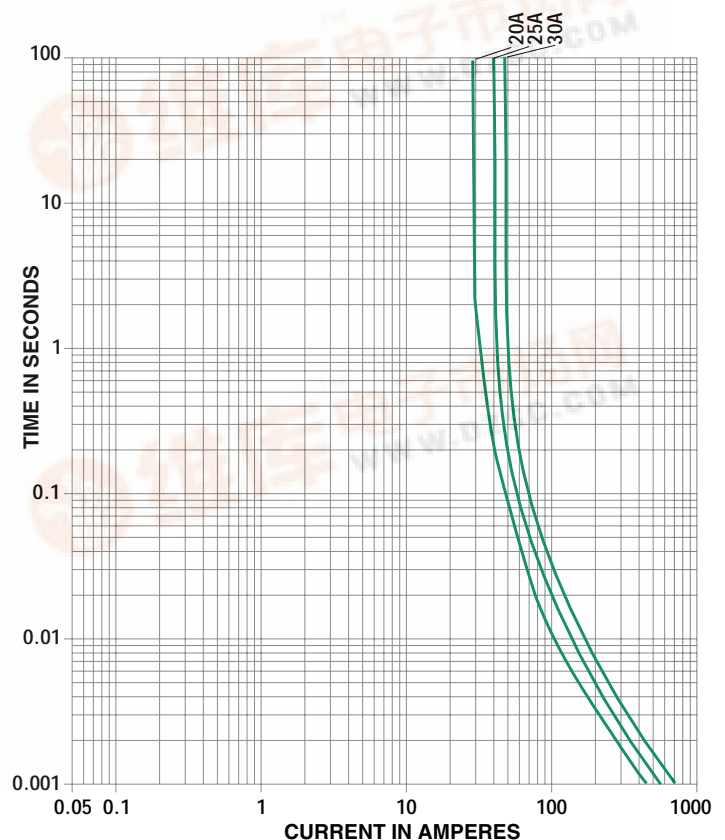
**Lead Pull Force:** MIL-STD-202, Method 211, Test Condition A (will withstand a 5 lb. axial pull test).

**VARIATIONS IN DESIGN:** Picofuses which differ from the standard versions as presented on this page can be provided for a commercial or military use. One such design version is where the picofuse terminates at one end of a pin for use as a single or multi-pin connector. Extreme accuracy in blowing time at 300% or more of rating, makes these picofuses suitable for use in circuits where sequential switching or redundancy may be required. The small size of the fuse, its non-hygroscopic characteristic and infinitesimal weight makes it the ideal fuse for micro-electronic circuits.

**PATENTED**



Average Time Current Curves



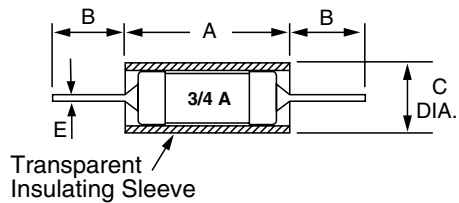
# Axial and Radial Lead Fuses

## Subminiature

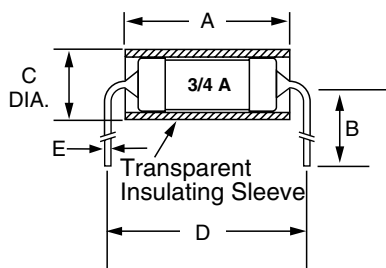
**RoHS** **PICO® Fuse** Very Fast-Acting Fuse 275L/276L Series



### 275 000 Series



### 276 000 Series



### ORDERING INFORMATION:

PART NUMBER		AMPERE RATING	VOLTAGE RATING	AVERAGE COLD RESISTANCE IN OHMS
AXIAL LEADS	RADIAL LEADS			
275 020	276 020	20	32	0.0031
275 025	276 025	25	32	0.0026
275 030	276 030	30	32	0.0020

Amperage	Dimensions in mm (inches)				
	A	B	C	D	E
20 - 30	7.87 (.31")	38.1 (1.50")	3.38 (.133")	10.72 (.422")	1.016 (.040")