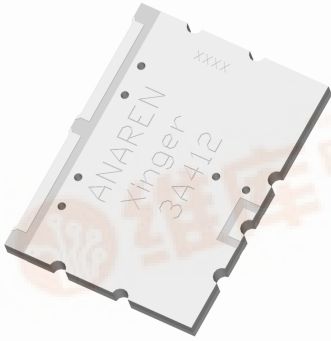




Balun Transformers 50Ω to 12.5Ω Balanced



Description

The 3A412 is a low profile balanced to unbalanced transformer designed for push-pull amplifiers in an easy to use surface mount package for AMPS and GSM. These compact Xinger® surface mount baluns are ideal for high volume manufacturing and are more reliable and repeatable than traditional baluns. The 3A412 has an unbalanced port impedance of 50Ω and balanced port impedances of 12.5Ω to ground with a 25Ω balance between outputs. This eases the matching of the push-pull amplifier's power transistors, which have low impedance levels. The output ports have equal amplitude (-3dB) with 180 degree phase differential. The Xinger® balun is a result of years of research and development culminating with a solution so unique, a patent is pending on the design approach. The 3A412 is available on tape and reel for pick and place high volume manufacturing.

Features:

- 800 – 1000 MHz
- 180° Transformer
- 50 Ohm to 2 x 12.5+j Ohm
- Low Insertion Loss
- High Power
- Even Order Suppression
- Input to Output DC Isolation
- Surface Mountable
- Tape & Reel
- Convenient Package

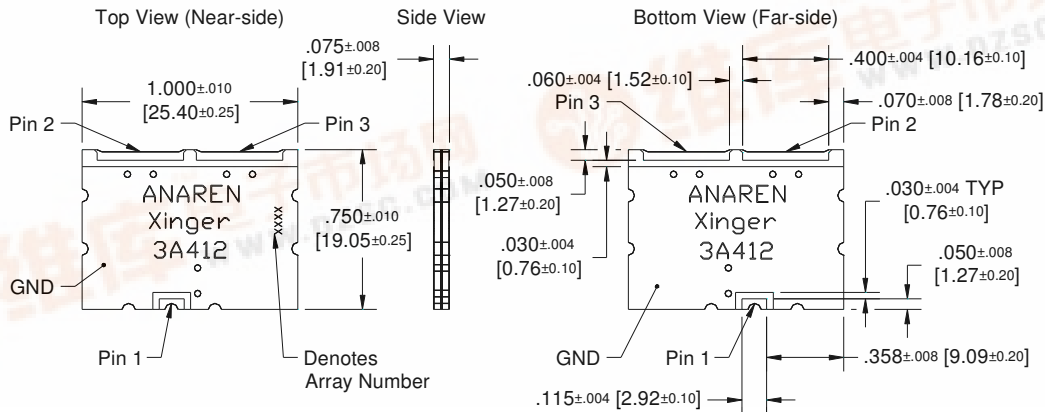
ELECTRICAL SPECIFICATIONS***

Frequency	Unbalanced Port Impedance	Balanced Port Impedance*	Return Loss	Insertion Loss
<i>MHz</i>	<i>Ohms</i>	<i>Ohms</i>	<i>dB min</i>	<i>dB max</i>
800-1000	50	12.5+j	15	0.48
869-894	50	12.5+j	15	0.35
925-960	50	12.5+j	15	0.40
Amplitude Balance	Phase Balance	Power Handling	⊙JC	Operating Temp.
<i>dB max</i>	<i>Degrees max</i>	<i>Watts</i>	<i>°C / Watt</i>	<i>°C</i>
0.40	180± 5.0	250	3.8	-55 to +85
0.40	180± 5.0	250	3.8	-55 to +85
0.40	180± 5.0	250	3.8	-55 to +85


***Specification based on performance of unit properly installed on microstrip printed circuit boards with 50 Ω nominal impedance. Specifications subject to change without notice.

**Insertion Loss excludes reflected power. * 12.5Ω reference to ground

Outline Drawing



Dimensions are in Inches [Millimeters]
3A412 Rev A Mechanical Outline



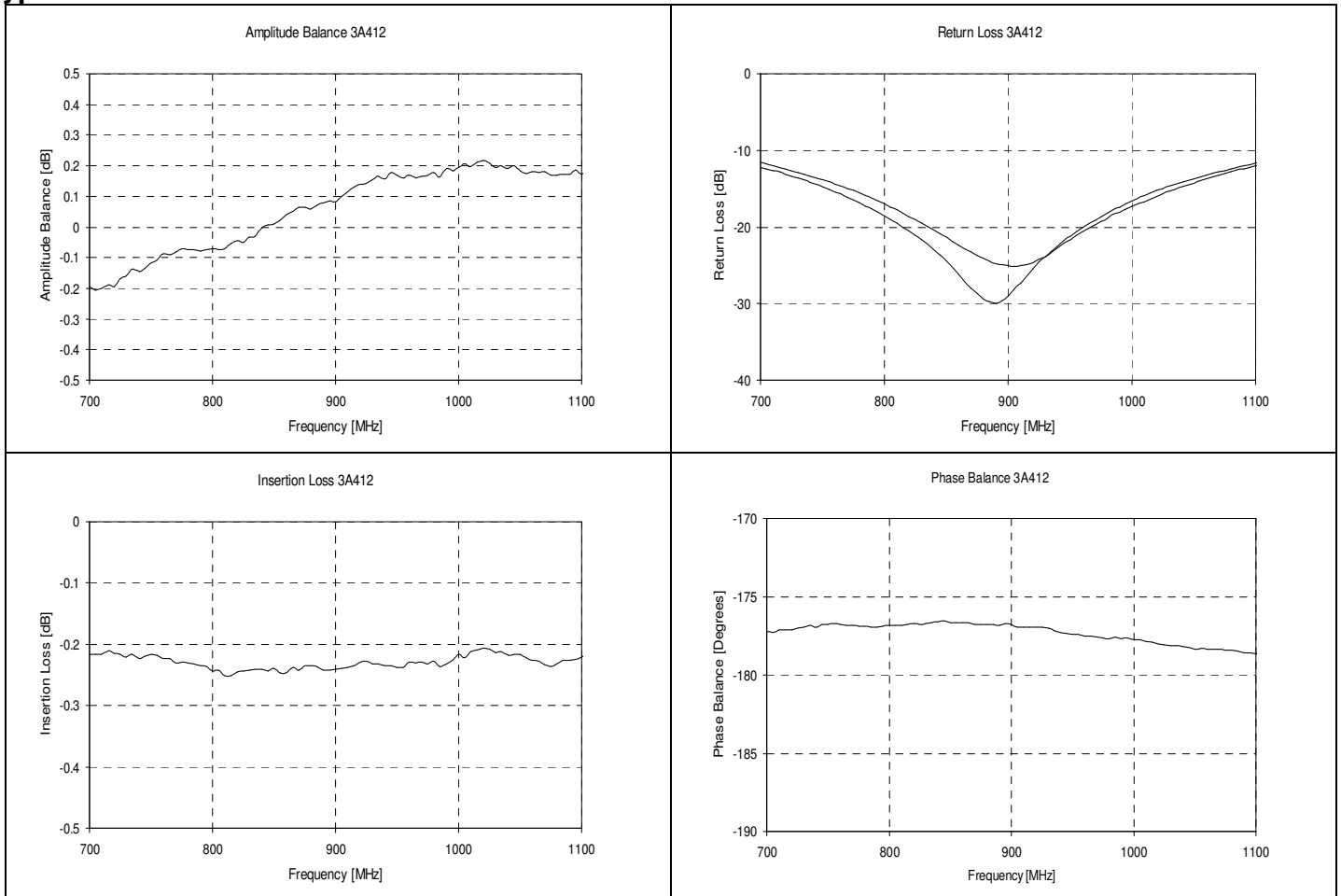
Model 3A412

Rev. B

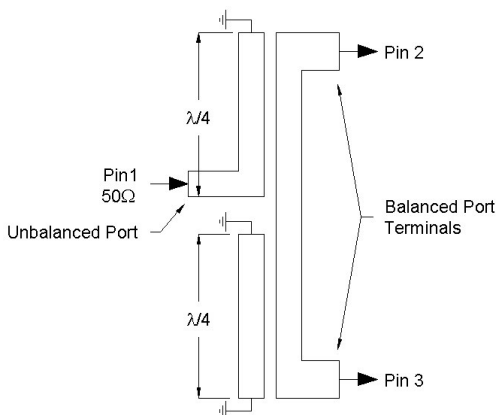
Anaren

Xinger®

Typical Performance: 700 MHz. to 1100 MHz.

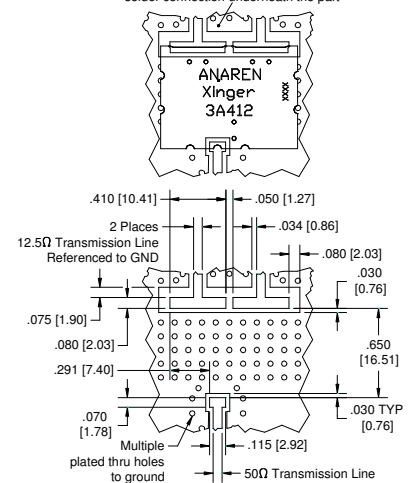


Pin Configuration



Mounting Configuration


To ensure proper electrical and thermal performance there must be a ground plane with 100% solder connection underneath the part



USA/Canada:
 Toll Free:

(315) 432-8909
 (800) 544-2414

Available on Tape and
 Reel For Pick and Place



Anaren