



3SK324

Si Nch Dual Gate MOS FET UHF RF LOW NOISE Amplifier

REJ03G0532-0100

Rev.1.00

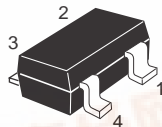
May 18, 2005

Features

- Low noise characteristics; NF = 1.0 dB typ. (at f = 900 MHz)
- High gain characteristics; PG = 24 dB typ. (at f = 900 MHz)
- Capable low voltage operation; +B = 3.5 V
- High Endurance Voltage; $V_{DS} = 6 V$

Outline

RENESAS Package code: PTSP0004ZA-A
(Package name: CMPAK-4)



1. Source
2. Gate1
3. Gate2
4. Drain

Notes: 1. Marking is "UG-".

Absolute Maximum Ratings

($T_a = 25^\circ C$)

Item	Symbol	Ratings	Unit
Drain to source voltage	V_{DS}	6	V
Gate1 to source voltage	V_{G1S}	+6 -6	V
Gate2 to source voltage	V_{G2S}	+6 -6	V
Drain current	I_D	20	mA
Channel power dissipation	P_{ch}^{*2}	250	mW
Channel temperature	T_{ch}	150	$^\circ C$
Storage temperature	T_{stg}	-55 to +150	$^\circ C$

Notes: 2. Value on the glass epoxy board (50 mm × 40 mm × 1 mm).

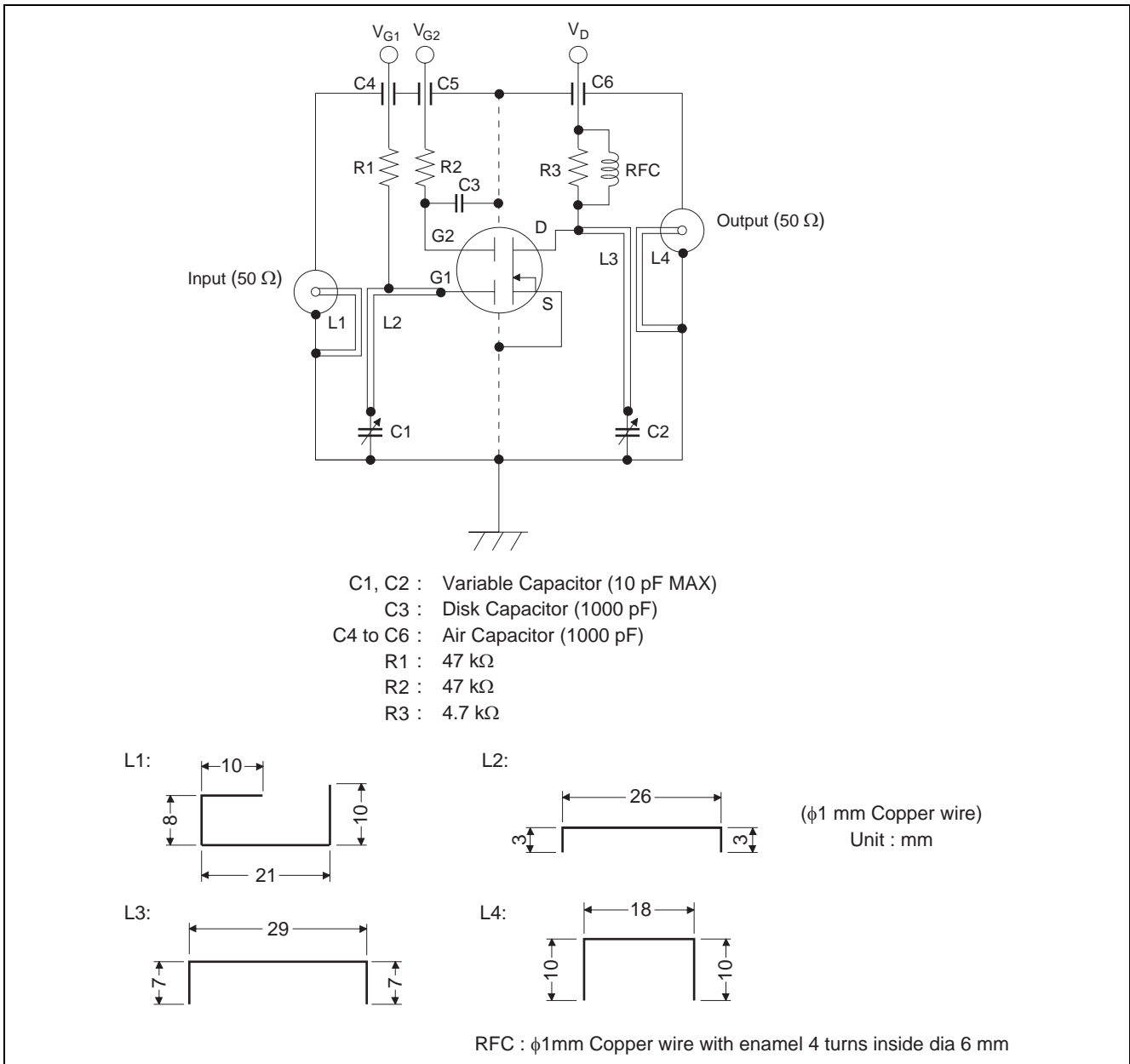


Electrical Characteristics

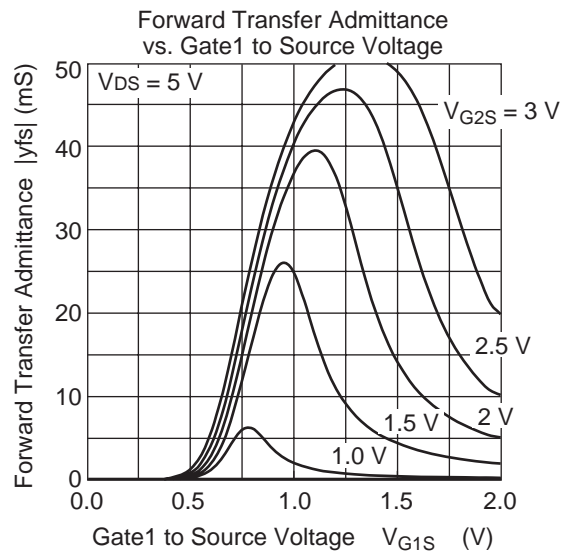
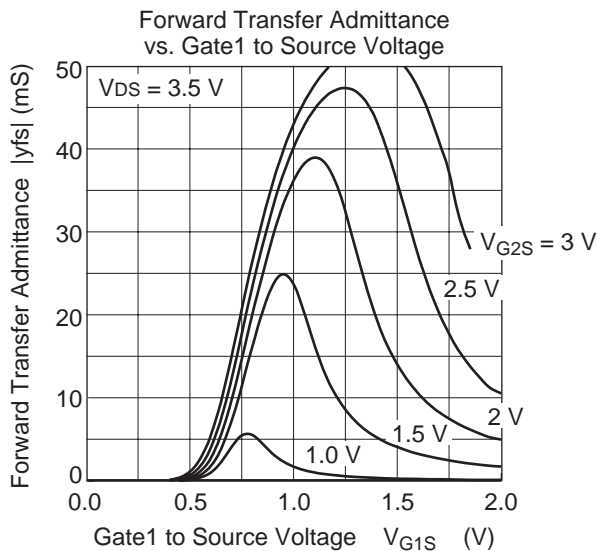
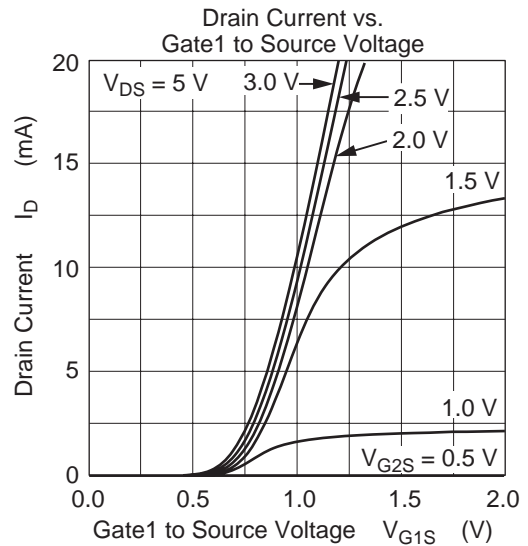
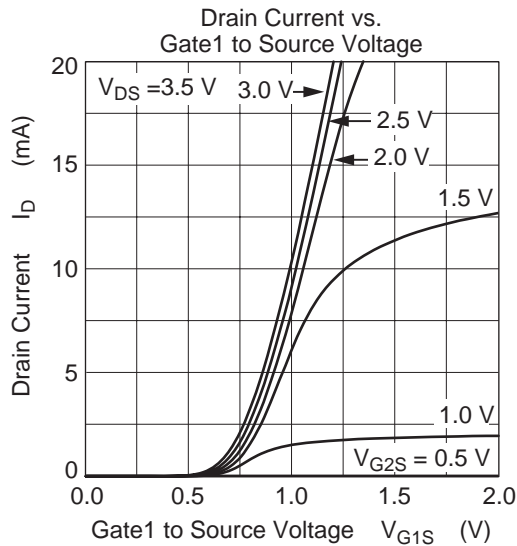
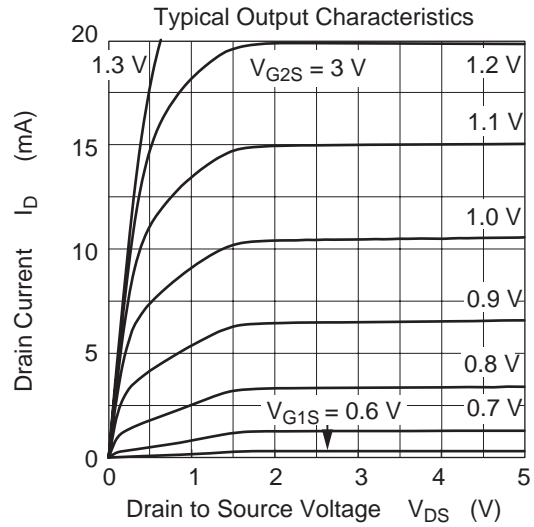
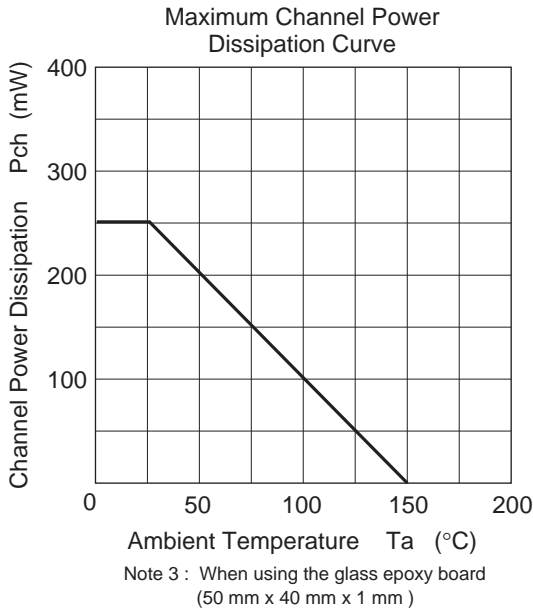
(Ta = 25°C)

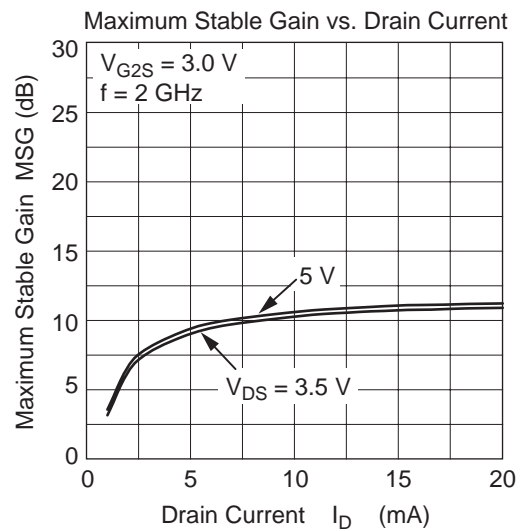
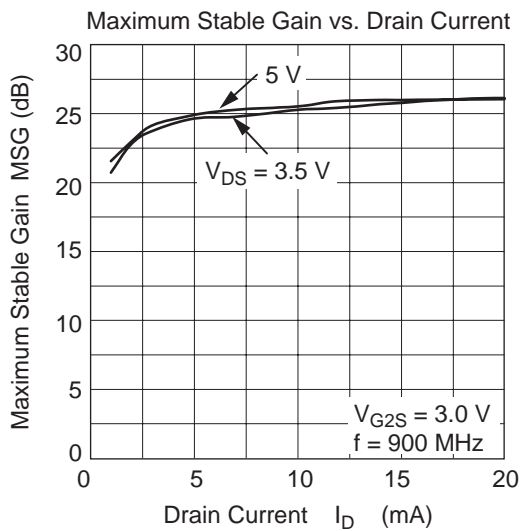
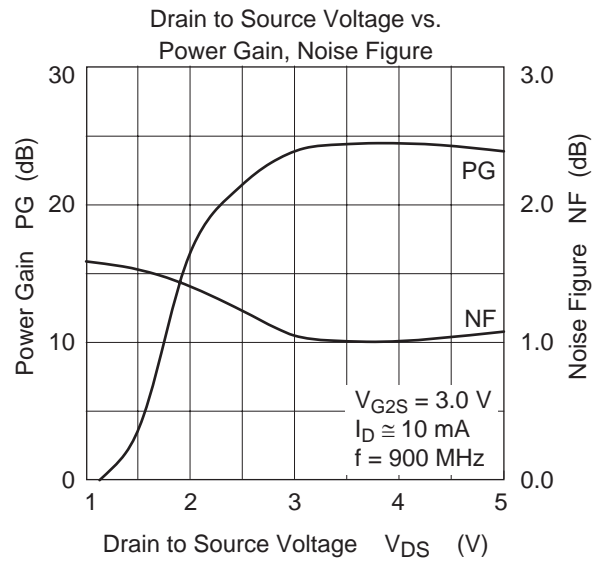
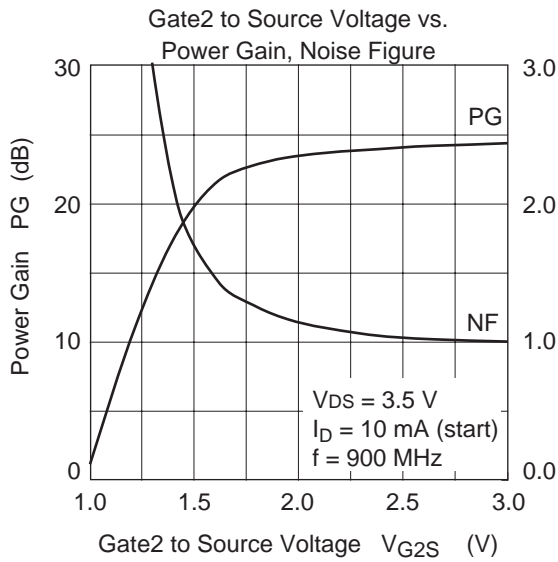
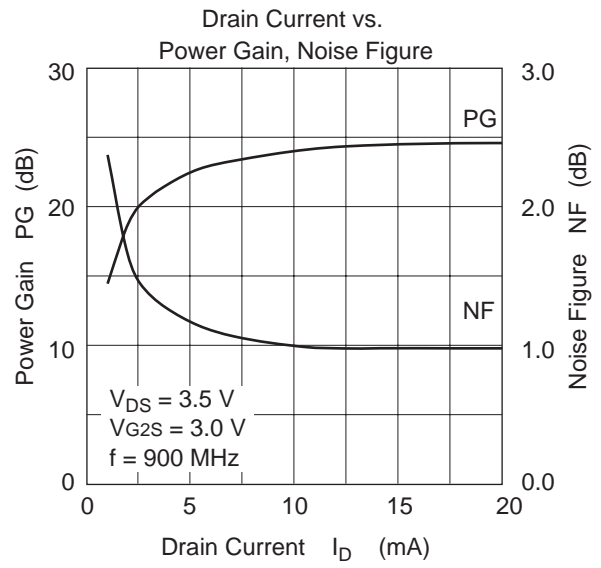
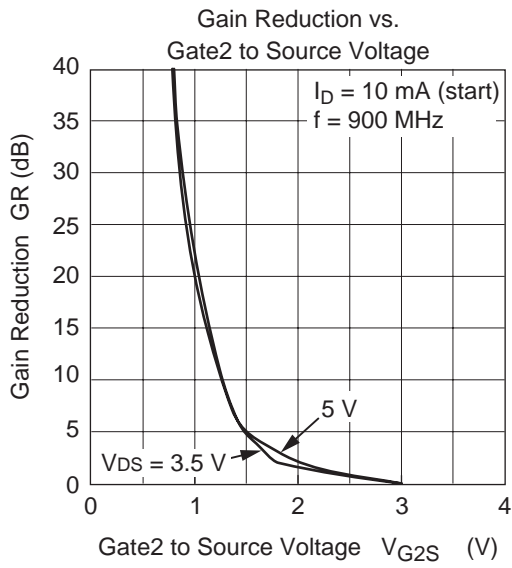
Item	Symbol	Min	Typ	Max	Unit	Test Conditions
Drain to source breakdown voltage	$V_{(BR)DSS}$	6	—	—	V	$I_D = 200 \mu A, V_{G1S} = V_{G2S} = 0$
Gate1 to source breakdown voltage	$V_{(BR)G1SS}$	± 6	—	—	V	$I_{G1} = \pm 10 \mu A, V_{G2S} = V_{DS} = 0$
Gate2 to source breakdown voltage	$V_{(BR)G2SS}$	± 6	—	—	V	$I_{G2} = \pm 10 \mu A, V_{G1S} = V_{DS} = 0$
Gate1 to source cutoff current	I_{G1SS}	—	—	± 100	nA	$V_{G1S} = \pm 5 V, V_{G2S} = V_{DS} = 0$
Gate2 to source cutoff current	I_{G2SS}	—	—	± 100	nA	$V_{G2S} = \pm 5 V, V_{G1S} = V_{DS} = 0$
Gate1 to source cutoff voltage	$V_{G1S(off)}$	0	0.5	1	V	$V_{DS} = 5 V, V_{G2S} = 3 V, I_D = 100 \mu A$
Gate2 to source cutoff voltage	$V_{G2S(off)}$	0.3	0.7	1.1	V	$V_{DS} = 5 V, V_{G1S} = 3 V, I_D = 100 \mu A$
Forward transfer admittance	$ y_{fs} $	30	42	—	mS	$V_{DS} = 3.5 V, I_D = 10 mA, V_{G2S} = 3 V, f = 1 kHz$
Power gain	PG	20	24	—	dB	$V_{DS} = 3.5 V, I_D = 10 mA, V_{G2S} = 3 V, f = 900 MHz$
Noise figure	NF	—	1.0	1.6	dB	$V_{G2S} = 3 V, f = 900 MHz$

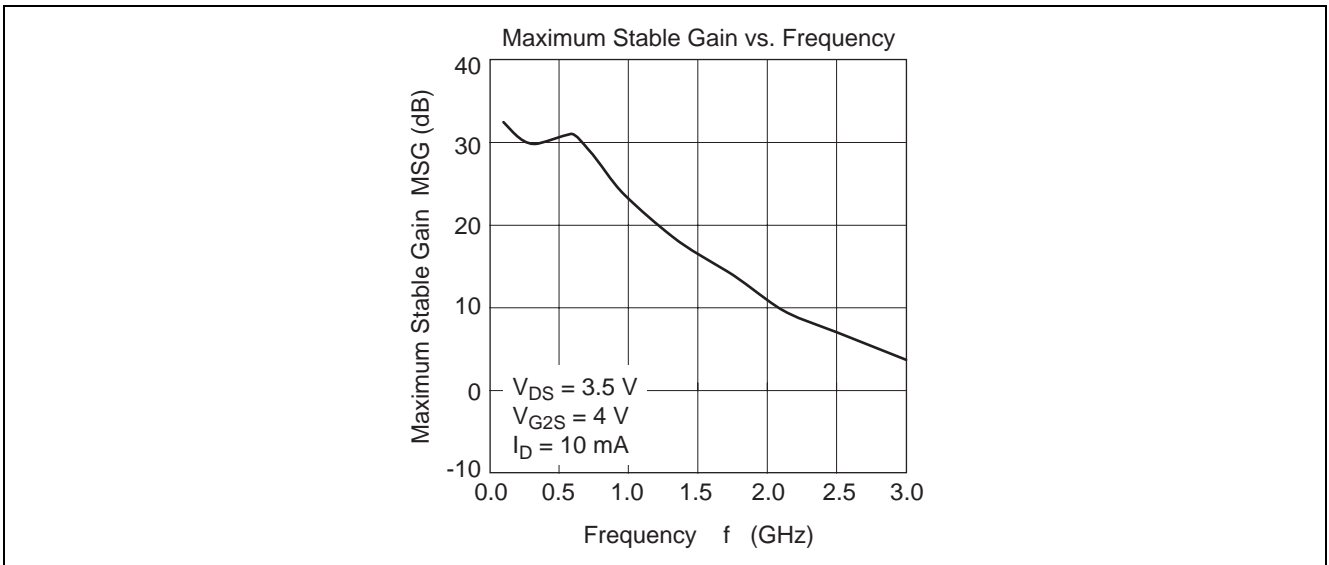
900MHz PG, NF Test Circuit



Main Characteristics





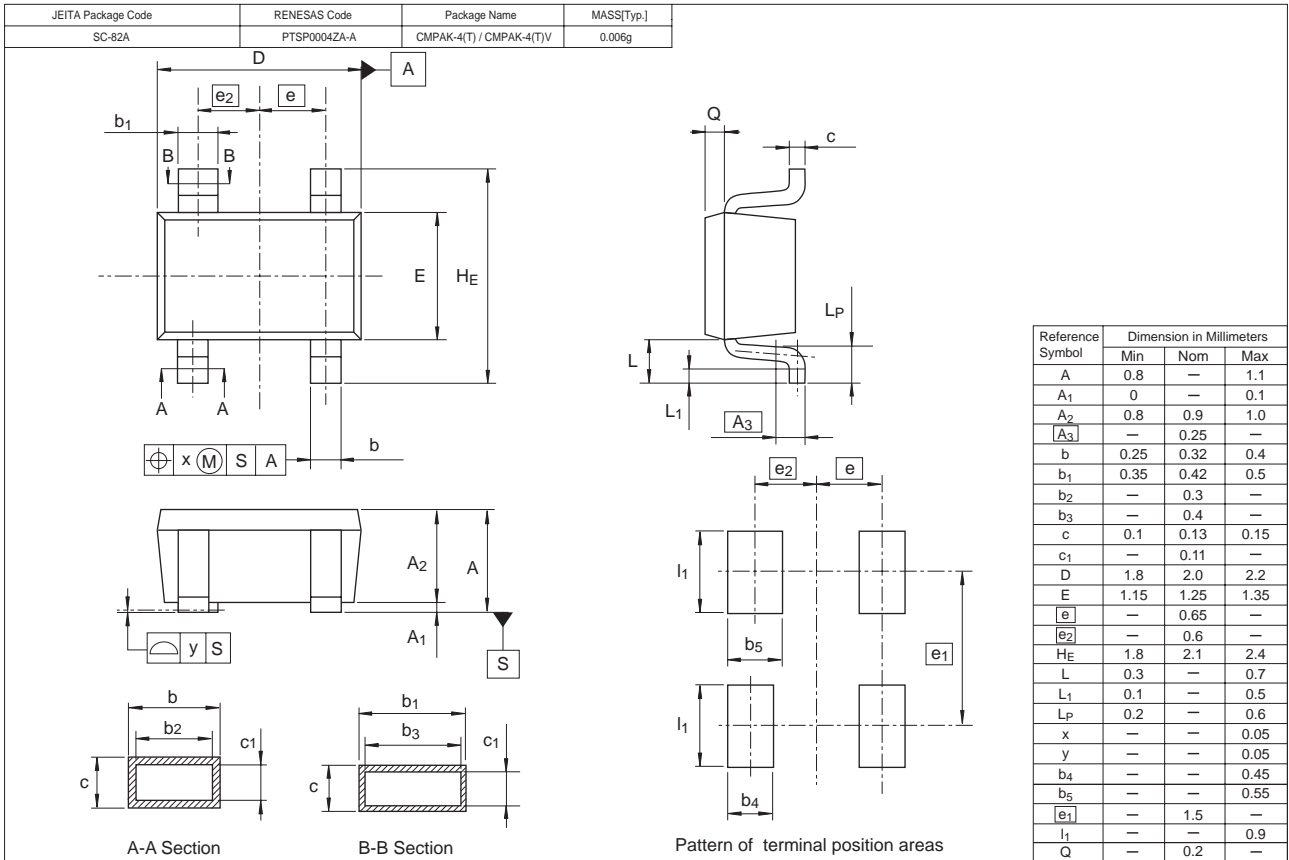


S parameter

 $(V_{DS} = 3.5 \text{ V}, V_{GS} = 4 \text{ V}, I_D = 10 \text{ mA}, Z_o = 50 \Omega)$

f (GHz)	S11		S21		S12		S22	
	Mag	Phase	Mag	Phase	Mag	Phase	Mag	Phase
0.1	0.996	-6.0	4.33	170.1	0.002	139.0	0.992	-6.1
0.2	0.989	-11.7	4.23	160.5	0.003	84.8	0.988	-11.9
0.3	0.973	-17.1	4.15	151.2	0.003	96.9	0.978	-17.7
0.4	0.956	-22.6	4.06	142.1	0.004	75.9	0.963	-23.5
0.5	0.940	-27.8	3.94	133.5	0.004	82.6	0.948	-28.9
0.6	0.920	-32.9	3.84	125.0	0.003	91.7	0.931	-34.4
0.7	0.899	-37.7	3.73	116.7	0.004	132.5	0.915	-39.6
0.8	0.879	-42.4	3.62	108.6	0.005	157.1	0.899	-44.7
0.9	0.858	-46.9	3.52	100.5	0.010	169.9	0.883	-49.7
1.0	0.840	-51.3	3.42	92.5	0.014	173.8	0.869	-54.5
1.1	0.816	-55.5	3.30	84.4	0.020	174.8	0.857	-59.3
1.2	0.794	-59.3	3.19	76.2	0.028	175.0	0.846	-63.9
1.3	0.772	-62.8	3.08	67.8	0.036	169.6	0.838	-68.5
1.4	0.752	-66.0	2.97	59.2	0.048	165.1	0.835	-72.9
1.5	0.734	-68.5	2.84	49.4	0.058	160.8	0.837	-77.3
1.6	0.727	-69.7	2.63	38.2	0.069	156.3	0.849	-82.4
1.7	0.754	-70.0	2.28	26.6	0.079	152.6	0.867	-88.1
1.8	0.825	-73.3	1.77	20.3	0.092	152.4	0.869	-95.5
1.9	0.877	-80.3	1.47	24.7	0.111	150.7	0.847	-102.1
2.0	0.890	-88.0	1.45	29.7	0.136	147.2	0.818	-108.0
2.1	0.882	-94.7	1.52	28.9	0.162	142.4	0.796	-112.9
2.2	0.867	-100.9	1.56	25.0	0.192	136.6	0.780	-117.7
2.3	0.851	-106.6	1.58	19.9	0.223	130.5	0.766	-122.4
2.4	0.834	-112.1	1.56	14.4	0.256	123.9	0.753	-127.3
2.5	0.816	-117.5	1.54	8.8	0.294	117.3	0.739	-132.2
2.6	0.795	-122.8	1.50	3.2	0.333	109.8	0.724	-137.2
2.7	0.771	-128.1	1.47	-2.2	0.374	101.9	0.706	-142.2
2.8	0.744	-133.2	1.43	-7.7	0.416	93.6	0.681	-146.9
2.9	0.713	-138.1	1.39	-12.9	0.458	84.6	0.654	-151.2
3.0	0.677	-142.4	1.36	-18.3	0.497	74.7	0.624	-154.8

Package Dimensions



Ordering Information

Part Name	Quantity	Shipping Container
3SK324UG-	3000 pcs.	Taping

Note: For some grades, production may be terminated. Please contact the Renesas sales office to check the state of production before ordering the product.

RENESAS Technology Corp. Sales Strategic Planning Div. Nippon Bldg., 2-6-2, Ohte-machi, Chiyoda-ku, Tokyo 100-0004, Japan

Keep safety first in your circuit designs!

1. Renesas Technology Corp. puts the maximum effort into making semiconductor products better and more reliable, but there is always the possibility that trouble may occur with them. Trouble with semiconductors may lead to personal injury, fire or property damage. Remember to give due consideration to safety when making your circuit designs, with appropriate measures such as (i) placement of substitutive, auxiliary circuits, (ii) use of nonflammable material or (iii) prevention against any malfunction or mishap.

Notes regarding these materials

1. These materials are intended as a reference to assist our customers in the selection of the Renesas Technology Corp. product best suited to the customer's application; they do not convey any license under any intellectual property rights, or any other rights, belonging to Renesas Technology Corp. or a third party.
2. Renesas Technology Corp. assumes no responsibility for any damage, or infringement of any third-party's rights, originating in the use of any product data, diagrams, charts, programs, algorithms, or circuit application examples contained in these materials.
3. All information contained in these materials, including product data, diagrams, charts, programs and algorithms represents information on products at the time of publication of these materials, and are subject to change by Renesas Technology Corp. without notice due to product improvements or other reasons. It is therefore recommended that customers contact Renesas Technology Corp. or an authorized Renesas Technology Corp. product distributor for the latest product information before purchasing a product listed herein. The information described here may contain technical inaccuracies or typographical errors. Renesas Technology Corp. assumes no responsibility for any damage, liability, or other loss rising from these inaccuracies or errors. Please also pay attention to information published by Renesas Technology Corp. by various means, including the Renesas Technology Corp. Semiconductor home page (<http://www.renesas.com>).
4. When using any or all of the information contained in these materials, including product data, diagrams, charts, programs, and algorithms, please be sure to evaluate all information as a total system before making a final decision on the applicability of the information and products. Renesas Technology Corp. assumes no responsibility for any damage, liability or other loss resulting from the information contained herein.
5. Renesas Technology Corp. semiconductors are not designed or manufactured for use in a device or system that is used under circumstances in which human life is potentially at stake. Please contact Renesas Technology Corp. or an authorized Renesas Technology Corp. product distributor when considering the use of a product contained herein for any specific purposes, such as apparatus or systems for transportation, vehicular, medical, aerospace, nuclear, or undersea repeater use.
6. The prior written approval of Renesas Technology Corp. is necessary to reprint or reproduce in whole or in part these materials.
7. If these products or technologies are subject to the Japanese export control restrictions, they must be exported under a license from the Japanese government and cannot be imported into a country other than the approved destination. Any diversion or reexport contrary to the export control laws and regulations of Japan and/or the country of destination is prohibited.
8. Please contact Renesas Technology Corp. for further details on these materials or the products contained therein.



RENESAS SALES OFFICES

<http://www.renesas.com>

Refer to "<http://www.renesas.com/en/network>" for the latest and detailed information.

Renesas Technology America, Inc.

450 Holger Way, San Jose, CA 95134-1368, U.S.A
Tel: <1> (408) 382-7500, Fax: <1> (408) 382-7501

Renesas Technology Europe Limited

Dukes Meadow, Millboard Road, Bourne End, Buckinghamshire, SL8 5FH, U.K.
Tel: <44> (1628) 585-100, Fax: <44> (1628) 585-900

Renesas Technology Hong Kong Ltd.

7th Floor, North Tower, World Finance Centre, Harbour City, 1 Canton Road, Tsimshatsui, Kowloon, Hong Kong
Tel: <852> 2265-6688, Fax: <852> 2730-6071

Renesas Technology Taiwan Co., Ltd.

10th Floor, No.99, Fushing North Road, Taipei, Taiwan
Tel: <886> (2) 2715-2888, Fax: <886> (2) 2713-2999

Renesas Technology (Shanghai) Co., Ltd.

Unit2607 Ruijing Building, No.205 Maoming Road (S), Shanghai 200020, China
Tel: <86> (21) 6472-1001, Fax: <86> (21) 6415-2952

Renesas Technology Singapore Pte. Ltd.

1 Harbour Front Avenue, #06-10, Keppel Bay Tower, Singapore 098632
Tel: <65> 6213-0200, Fax: <65> 6278-8001