


Mixers

Double Balanced

Applications

- Wideband Down Converters
- Wideband Up Converters
- Balanced Modulators
- Bi-Phase Modulators
- Phase Detectors



Features

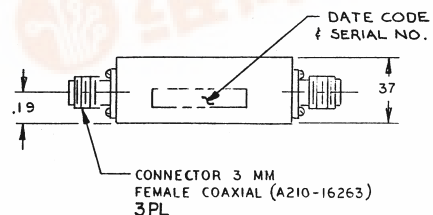
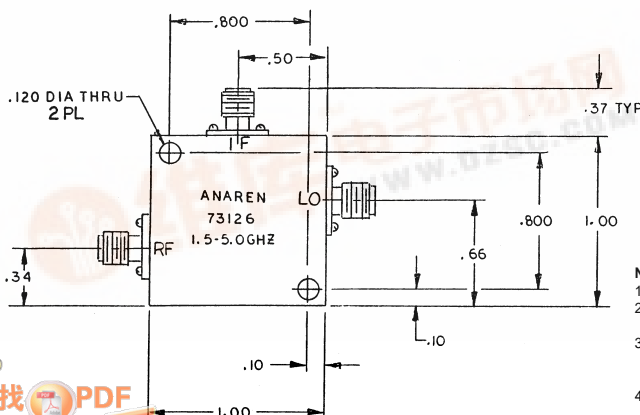
- Extremely Wide IF Bandwidth
- Good LO/RF Isolation
- Multi-Octave Performance
- Good Intercept Point
- Miniature Size
- Connectors Per MIL-C-39012

Electrical Specifications

Frequency GHz	Isolation LO-RF dB Min/Typ	Convers. Loss dB Max/Typ	VSWR, RF Typ : 1
1.5 - 5.0	18/28	8.5/7.0	3.5
IF Freq. ¹ MHz	RF Power ² Input dBm	LO Power dBm Nominal	
DC-1500	+4	+12	

Notes: Impedance: 50 ohms nominal. Meets MIL-E-5400 Class 3 requirements. Additional screening available for military and space applications. 1) Upper IF frequency is the -3 dB response point. 2) At 1 dB Compression point **Electrical and Mechanical Specifications subject to change without notice.**

Outline Drawing



NOTES:

- 1 Power (Bias terminal grounded)
- 2 Conversion loss measured at 60 MHz
DC blocking capacitor (470 pF) built into I.F. output
- 3 External bias current limitation must be employed when using bias option.
Use any positive supply voltage (up to +15V) by selecting required value of current limiting resistor to optimize bias current.
- 4 Finish: Epoxy Primer (A160-16123-G001)
Blue Epoxy Paint (A160-16221-G001)
- 5 Marking: Marking shall be in accordance with MIL-STD-130
- 6 Dimensions: Inches